



## **Special Eurobarometer 393**

# **DISCRIMINATION IN THE EU IN 2012**

## **REPORT**

Fieldwork: June 2012

Publication: November 2012

This survey has been requested by the European Commission, Directorate-General Justice  
and co-ordinated by Directorate-General for Communication.

[http://ec.europa.eu/public\\_opinion/index\\_en.htm](http://ec.europa.eu/public_opinion/index_en.htm)

This document does not represent the point of view of the European Commission.  
The interpretations and opinions contained in it are solely those of the authors.

**Special Eurobarometer 393 / Wave EB77.4 – TNS Opinion & Social**

**Special Eurobarometer 393**

**Discrimination in the EU in 2012**

Conducted by TNS Opinion & Social at the request of the  
Directorate-General Justice

Survey co-ordinated by the Directorate-General Communication

## TABLE OF CONTENTS

INTRODUCTION.....	3
EXECUTIVE SUMMARY .....	7
I. SETTING THE CONTEXT.....	12
1. Belonging to a minority group.....	14
II. THE PERCEPTION OF DISCRIMINATION IN THE EU .....	15
1. EU level overview, general considerations and trends.....	15
2. Perceived existence of discrimination outside working life.....	20
III. PERCEIVED DISCRIMINATION ON EACH OF THE EIGHT GROUNDS.....	28
1. Ethnic origin.....	28
2. Gender.....	34
3. Sexual orientation.....	38
4. Discrimination against older people .....	43
5. Age discrimination against younger people .....	46
6. Religion/beliefs.....	49
7. Disability.....	53
8. Gender identity.....	58
IV. EXPERIENCE OF DISCRIMINATION AND KNOWLEDGE OF THE LAW .....	62
1. Personal experience of discrimination.....	62
2. "Third-party discrimination": witnessing or hearing of someone experiencing discrimination or harassment .....	66
3. Knowledge of victims' rights in the event of discrimination.....	72
4. Where would Europeans prefer to report harassment or discrimination? .....	75
V. PUBLIC POLICIES COMBATTING DISCRIMINATION .....	79
1. The perceived effectiveness of national efforts to fight discrimination.....	79
2. The impact of the economic crisis on Equality policies.....	83

VI. VIEWS ON EQUAL OPPORTUNITIES IN EMPLOYMENT.....	86
1. Factors that are perceived to put job applicants at a disadvantage .....	86
2. Support for measures to foster diversity in the workplace .....	90
3. Perceptions of whether enough is being done to promote diversity in the workplace .....	94
4. The impact of the economic crisis on discrimination in the labour market.....	104
VII. THE CASE OF THE ROMA .....	107
1. Perceived effectiveness of national efforts to integrate the Roma population.....	107
2. Public perceptions of the Roma.....	111
CONCLUSIONS.....	118

## ANNEXES

Technical specifications  
Questionnaire  
Tables

## INTRODUCTION

### Background

This report presents the results from a new Eurobarometer survey on discrimination. It follows earlier surveys commissioned by the DG Employment, Social Affairs and Equal Opportunities of the European Commission, all of them carried out by TNS Opinion & Social network. This latest survey has been commissioned by DG Justice, which is currently responsible for Equality and non-discrimination policies and legislation.<sup>1</sup>

European anti-discrimination legislation is among the most extensive in the world. In 2000, the European Union adopted two very far-reaching laws<sup>2</sup> to prohibit discrimination in the workplace based on racial or ethnic origin, religion or belief, disability, age or sexual orientation. As far as racial and ethnic origin is concerned, this legislation extends to other aspects of daily life, such as education and social services. These texts come in addition to numerous laws that have been adopted at EU level since 1975 to promote equality between women and men in the workplace<sup>3</sup>.

From the policy side, the European Communication published in 2008 the Communication "Non discrimination and equal opportunities: a renewed commitment"<sup>4</sup> and several Communications on the integration of the Roma population in the EU, most recently in 2012<sup>5</sup>.

### Content: trends and new elements

Several Eurobarometer surveys have been conducted since 2006; the latest, in spring 2009, included several questions that measure the extent to which the economic crisis is seen to hamper the implementation of anti-discrimination policies and efforts.

In light of the continuing economic malaise, the questions on the impact of the crisis were asked again in this latest survey. The 2012 survey repeats many other questions asked in 2009<sup>6</sup> in order to provide insight into the evolution of perceptions, attitudes, knowledge and awareness of discrimination in the European Union.

---

<sup>1</sup>For more information, please see [http://ec.europa.eu/justice/discrimination/index\\_en.htm](http://ec.europa.eu/justice/discrimination/index_en.htm)

<sup>2</sup> Directive 2000/43/EC of 29 June 2000 and Directive 2000/78/EC of 27 November 2000. Both directives are based on Article 13 of the Amsterdam Treaty establishing the European Community which reads: "the Council, acting unanimously on a proposal from the Commission and after consulting the European Parliament, may take appropriate action to combat discrimination based on gender, racial or ethnic origin, religion or belief, disability, age or sexual orientation".

<sup>3</sup> For more information on the rights to non discrimination and equal opportunities, please see [www.equality2007.europa.eu](http://www.equality2007.europa.eu) or [www.stop-discrimination.info](http://www.stop-discrimination.info)

<sup>4</sup> COM(2008) 420 final

<sup>5</sup>Communication of 21 May 2012 on National Roma Integration Strategies: a first step in the implementation of the EU Framework. See <http://eur-lex.europa.eu/LexUriServ/LexUriServ.do?uri=CELEX:52012DC0226:en:NOT>.

<sup>6</sup> The formulation of some of these questions have been slightly modified or fine-tuned for the sake of clarity

New questions have been added to cover important or emerging topics in the antidiscrimination field, such as the situation of the Roma in Europe, discrimination outside the workplace or the links between discrimination and accessibility. Perceptions on discrimination against transsexual and transgender persons are also explored for the first time.

The report examines the following grounds of discrimination:

1. Gender
2. Ethnic origin
3. Religion or beliefs
4. Age (divided into two subcategories: age over 55 and age under 30)
5. Disability
6. Sexual orientation
7. Gender identity (being transsexual or transgender)

The report is structured as follows:

- ◆ Setting the context, including whether citizens think of themselves as belonging to a minority group and the diversity of their social circles;
- ◆ Perceptions of discrimination covering attitudes to different groups and the perceived extent of discrimination in Europe in general and outside working life;
- ◆ A detailed analysis of discrimination on individual grounds;
- ◆ Measurements of discrimination in Europe, whether directly experienced by Europeans or as third-party evidence;
- ◆ Knowledge of one's rights as a potential victim of discrimination;
- ◆ Assessments of national efforts made to combat discrimination and the impact of the economic crisis on equality policies;
- ◆ Views on equal opportunities in employment, including an examination of the effect of the economic crisis on the perceived extent of discrimination;
- ◆ The case of the Roma.

### Methodological issues

In analysing each of these issues the report firstly presents overall results at the EU level, noting any significant evolutions since the 2009 survey. This is followed by a breakdown of results by country, before providing a detailed look at relevant variations between different segments of society. These groups are all identified from answers to questions on attitudes and socio-demographic questions asked in the survey:

- ◆ Age, gender and education;
- ◆ Diversity of the respondent's social circle<sup>7</sup> (a question that is also analyzed in this survey);
- ◆ Whether the respondent has experienced discrimination and third-party discrimination (two further questions which are also analyzed in this survey<sup>8</sup>).

<sup>7</sup> QSD1 Do you have friends or acquaintances who are...?

<sup>8</sup> QC2 In the past 12 months have you personally felt discriminated against or harassed on the basis of one or more of the following grounds? Q3 In the past 12 months, have you witnessed someone being discriminated against or harassed on the basis of one or more of the following grounds?

In addition some results are closely linked with key positions on questions on attitudes, namely:

- ◆ Perceptions of how widespread discrimination is in one's country<sup>9</sup>;
- ◆ Whether respondents consider they belong to a minority group<sup>10</sup>.

This survey was fielded in the 27 Member States of the European Union between 2 and 17 June 2012. Some 26,622 respondents from different social and demographic groups were interviewed face-to-face at home in their mother tongue on behalf of the Directorate General Justice. The methodology used is that of Eurobarometer surveys as carried out by the Directorate-General for Communication ("Research and Speechwriting" Unit)<sup>11</sup>. A technical note on the manner in which the Institutes within the TNS Opinion & Social network conducted the interviews is appended to this report. Also included are the interview methods and confidence intervals<sup>12</sup>.

In understanding the focus of this study, readers are reminded that the Eurobarometer is a general population survey of EU citizens aged 15 and over. While the survey covers a cross-section of Europeans, this means that only a small number of citizens belonging to the various minority groups in the EU will have been included in this study. Analysis of the results pertaining to these specific sub-groups must therefore be treated with caution<sup>13</sup>.

The general analysis and the socio-demographic analyses are based on the average results in the 27 Member States. This average is weighted so that it reflects the actual population of each Member State. The averages for previous years represent the results obtained in all the Member States of the European Union as it was composed at the time the survey was conducted.

---

<sup>9</sup> QC1 For each of the following types of discrimination, could you please tell me whether, in your opinion, it is very widespread, fairly widespread, fairly rare or very rare in (OUR COUNTRY)? Discrimination on the basis of... Q13 Discrimination can happen in outside working life. For example, in education, when people go shopping, visit restaurants/bars, try to rent an accommodation or buy a property, go to a doctor or to a hospital. Could you please tell me whether, in your opinion, discrimination outside working life is very widespread, fairly widespread, fairly rare or very rare in (OUR COUNTRY)? Discrimination on the basis of...

<sup>10</sup> QSD2 Where you live, do you consider yourself to be part of any of the following? Please tell me all that apply.

<sup>11</sup> [http://ec.europa.eu/public\\_opinion/index\\_en.htm](http://ec.europa.eu/public_opinion/index_en.htm)

<sup>12</sup> The results tables are included in the annex. It should be noted that the total of the percentages in the tables of this report may exceed 100% when the respondent has the possibility of giving several answers to the question.

<sup>13</sup> The EU27 sample sizes of the minority groups covered by the survey are as follows: Religious minority: 4%; Ethnic minority: 4%; Minority in terms of disability: 3%; Sexual minority: 2%.

Note: In this report, countries are referred to by their official abbreviation. The abbreviations used in this report correspond to:

ABBREVIATIONS			
BE	Belgium	LV	Latvia
CZ	Czech Republic	LU	Luxembourg
BG	Bulgaria	HU	Hungary
DK	Denmark	MT	Malta
DE	Germany	NL	The Netherlands
EE	Estonia	AT	Austria
EL	Greece	PL	Poland
ES	Spain	PT	Portugal
FR	France	RO	Romania
IE	Ireland	SI	Slovenia
IT	Italy	SK	Slovakia
CY	Republic of Cyprus***	FI	Finland
LT	Lithuania	SE	Sweden
		UK	The United Kingdom
		EU27	European Union – 27 Member States
		EU15	BE, IT, FR, DE, LU, NL, DK, UK, IE, PT, ES, EL, AT, SE, FI*
		NMS12	BG, CZ, EE, CY, LT, LV, MT, HU, PL, RO, SI, SK**
		EURO AREA	BE, FR, IT, LU, DE, AT, ES, PT, IE, NL, FI, EL, EE, SI, CY, MT, SK
		NON-EURO AREA	BG, CZ, DK, LV, LT, HU, PL, RO, SE, UK

\* EU15 refers to the 15 countries forming the European Union before the enlargements of 2004 and 2007

\*\* The NMS12 are the 12 'new Member States' which joined the European Union during the 2004 and 2007 enlargements

\*\*\* Cyprus as a whole is one of the 27 European Union Member States. However, the 'acquis communautaire' has been suspended in the part of the country which is not controlled by the government of the Republic of Cyprus. For practical reasons, only the interviews carried out in the part of the country controlled by the government of the Republic of Cyprus are included in the 'CY' category and in the EU27 average.

\* \* \* \* \*

*We wish to thank all the people throughout the European Union who took the time to take part in this survey.*

*Without their active participation, this survey would not have been possible.*



## EXECUTIVE SUMMARY

### Setting the context

- In 2012 the majority of respondents have friends or acquaintances from a different religion (67%, +3 percentage points since 2009) or from an ethnic origin different from their own (59%, +2 since 2009).
- Europeans are also increasingly accepting of diversity in the public sphere in 2012. Overall more Europeans say that they would feel comfortable rather than uncomfortable if a person from one of the minority groups analysed were to lead their country, and the proportions feeling "comfortable" have increased since 2009.
- However, there are large differences between countries, both in terms of social diversity and the acceptance of diversity in the public sphere, which are partly explained by demographic factors and/or cultural differences (particularly when it comes to accepting different sexual orientations).

### The perception of discrimination in the EU

*Discrimination is still considered to be common in the EU Member States. The three most widely perceived grounds are "ethnic origin" (56%), "disability" (46%) and "sexual orientation" (46%).*

- In 2012 overall discrimination is believed to be widespread, particularly on the grounds of ethnic origin (56%, down from 61% in May 2009).
- Age discrimination is much more widely believed to affect Europeans aged over 55 (45%) than those under 30 years old (18%).
- In 2012 more Europeans now consider discrimination on the grounds of disability to be rare or non-existent in their country (50%) than widespread (46%), whereas the opposite was the case in 2009 (43% vs. 53%).
- Limited access to goods and services is seen as discrimination against people with disabilities and older people by more than two-thirds of Europeans (68%).
- Views on discrimination on the grounds of sexual orientation are very similar to those recorded in 2009. 46% (-1 percentage point) say that it is widespread, while 46% say it is rare or non-existent.
- The new question on gender identity shows that many Europeans believe that discrimination on these grounds is widespread (45%).
- In 2012 39% of Europeans believe discrimination on the grounds of religion or beliefs is widespread while more than half continue to see it as rare or non-existent (56%; -1 since 2009).

- Far fewer Europeans than in 2009 now consider discrimination on the grounds of gender to be widespread (31%; -9 since 2009).
- Overall, Europeans are more likely to believe discrimination is widespread in employment than in other areas of life. However, there are large differences between countries, both in terms of perceptions of discrimination generally and outside working life. Perceptions of both measures of discrimination are also heavily influenced by socio-demographic and cultural factors.
- Generally speaking, self-designated membership of a minority group increases the likelihood that respondents will believe that discrimination is widespread in their country.

### The experience of discrimination in the EU

*Personal experience of discrimination (17%) remains in 2012 largely at the levels measured in 2009 (16%). Europeans who say they belong to a minority are more likely than Europeans on average to report that they have personally experienced discrimination.*

- In 2012 close to a fifth of Europeans (17%) report that they have personally experienced discrimination or harassment: 13% have experienced discrimination on the basis of one of the grounds analysed in the survey, and 4% on multiple grounds.
- Europeans with a disability (28%) and those who say they belong to a sexual minority (28%) or to an ethnic minority (27%) are most likely to report experiencing discrimination.
- Overall, the levels of discrimination experienced in 2012 are very similar to those reported in 2009, when 16% of EU citizens reported to have personally suffered discrimination.
- Over a third (34%) of Europeans have witnessed or heard of someone suffering discrimination or harassment in the last 12 months.

### Impact of the economic crisis on discrimination

*The economic crisis is contributing to more discrimination in the labour market, especially for older persons, and is impacting negatively on policies promoting equality and diversity.*

- In 2012 just above two-third of Europeans (67%) believe the economic crisis is contributing to more discrimination against "older" workers (those aged over 55).
- Over half of all Europeans also think that, as a result of the economic crisis, discrimination in the labour market on the grounds of disability (53%) and ethnic origin (52%) has increased.
- A majority of Europeans (54%, +5 percentage points since 2009) consider that, due to the economic crisis, policies promoting equality and diversity are regarded as less important and receive less funding.

### Effectiveness of public policies combatting discrimination in 2012

- In 2012, a majority of Europeans (55%) believe that public policies combatting discrimination in their countries are effective (37% moderately effective, 22% effective). Less than a third (31%) of Europeans think that public policies combatting discrimination in their countries are ineffective.
- These results are marked by large differences between countries.

### Equal opportunities in employment

*Discrimination in employment against people over 55 years old is seen as a significant problem in 2012. Europeans are very supportive of measures to foster diversity in the workplace and more critical towards what is being done to promote diversity in the workplace.*

- In 2012 over half of Europeans (54%) believe that a job applicant's age is a disadvantage if they are over 55. Disability (40%), skin colour and ethnic origin (39%) are also seen as a disadvantage.
- Overall, there is widespread support among Europeans for training employees and employers on diversity issues (79%), monitoring recruitment procedures (76%) and monitoring the composition of the workforce (69%).
- European workers in most countries are in 2012 generally less positive than in 2009 about what is being done to promote diversity in the workplace, and this applies to all five grounds where comparisons are available.

### Knowledge of victims' rights

*A slight improvement in Europeans' awareness of their rights has been recorded since 2009. Europeans belonging to a minority in 2012 are only slightly more likely than average to know their rights. Nor are individuals who have actually experienced discrimination significantly more aware of their rights.*

- A large minority of Europeans say they would know their rights should they fall victim to discrimination or harassment (37%). This proportion has increased since 2009 (+4 percentage points). Europeans who define themselves as members of a minority are only slightly more likely to know these rights than other Europeans.
- Respondents with a disability (34%) are even less aware of their rights than Europeans generally (37% in the EU as a whole).

### Where would Europeans report discrimination?

*Europeans continue to prefer to report their case to the police should they become a victim of discrimination or harassment.*

- In 2012 just above a third of Europeans (34%) would prefer to report their case to the police should they become a victim of discrimination. Other options, such as Equality bodies (16%), lawyers (14%), and tribunals and trade unions (both 10%), are less frequently mentioned.
- Respondents who define themselves as belonging to a minority would be less likely than average to report their case to the police if they were victims of discrimination. Equally, Europeans who have experienced discrimination on multiple grounds (25%) or on a single ground (27%) are less likely to turn to the police than those who have not experienced discrimination (35%).
- Overall, the results in 2012 are similar to those obtained in 2009, although tribunals are now mentioned much more (the number who would contact them has doubled from 5% in 2009 to 10% in 2012). Conversely, trade unions have lost ground (-3).

## Perceptions of the Roma situation in society in 2012

*The Roma are widely perceived as a group at risk of discrimination whose integration could benefit the society.*

- Three out of four Europeans view the Roma as a group of people at risk of discrimination. All different groups of Europeans as well as an absolute majority in most Member States share this view.
- In 2012 Europeans also acknowledge the existence of negative attitudes in their country towards the Roma, though these opinions vary considerably between countries. Overall, many Europeans believe that citizens in their country would feel uncomfortable (34%) or 'fairly' comfortable (28%) if their children had Roma schoolmates.
- Overall, national efforts for the integration of the Roma population are seen as less effective than efforts to fight discrimination in general (45% of Europeans think that these efforts to integrate the Roma are ineffective, compared with 31% for efforts to fight discrimination in general).
- Finally, the majority of Europeans (53%) believe society could benefit from better integration of the Roma. 71% of Europeans with Roma friends or acquaintances hold this view.

## I. SETTING THE CONTEXT

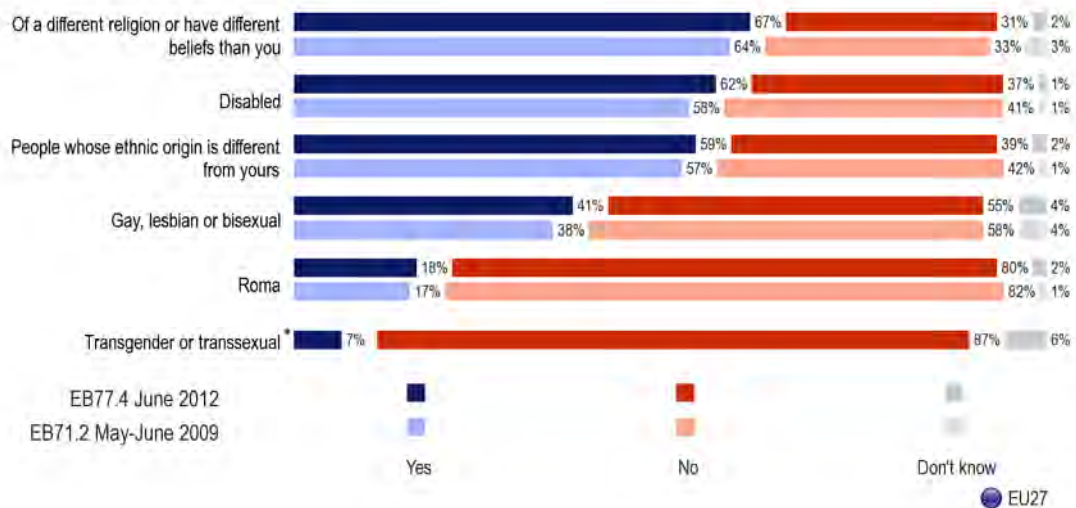
This chapter aims to establish the background to the topic of discrimination. We first look at the extent of diversity in the social networks of Europeans before analysing how many Europeans see themselves as belonging to a minority group.

### - Diversity in friends is most common in terms of religion, disability and ethnicity –

As noted in the earlier 'discrimination' surveys, an important distinction to be made when analysing perceptions of discrimination relates to whether people count members of different groups amongst their own social circle<sup>14</sup>. As will become evident, this is a factor with considerable impact on attitudes to the subject.

The survey results reveal that the **social circles of Europeans are steadily becoming more diverse**: two out of three Europeans have friends or acquaintances who are of a different religion or have different beliefs than themselves (67%; +3 percentage points since May 2009) and three out of five have friends or acquaintances who are disabled (62%; +4) or of a different ethnic origin from their own (59%; +2). At the same time, it is comparatively less common for Europeans to have gay, lesbian or bisexual friends or acquaintances (41%) although this is now more common than in May 2009 (+3), to have Roma friends or acquaintances (18%; +1) or to have transgender or transsexual friends or acquaintances (7%<sup>15</sup>).

SD1. Do you have friends or acquaintances who are...?



\*new item

There is **wide variation here between countries, which is in part explained by demography**. According to Council of Europe estimates, there are some six million Roma in the European Union of whom close to two million are estimated to live in Romania.

<sup>14</sup> SD1 Do you have friends or acquaintances who are...?

<sup>15</sup> This is the first time that the survey has examined attitudes to transgender and transsexual people.

Other Member States with large Roma populations are Bulgaria, Slovakia, Hungary, Spain and France<sup>16</sup>. Not surprisingly, half of respondents in Romania say that they have friends or acquaintances who are Roma, compared to just two percent in Malta.

However, **cultural attitudes also play a part, particularly with regard to sexual orientation**. Whilst close to eight out of ten respondents in the Netherlands say they have gay, lesbian or bisexual friends or acquaintances (79%), just two percent of Romanians say the same. This reflects - inter alia - varying attitudes towards homosexuality, which will be explored in greater detail below.

As was observed in previous rounds of this survey, **contact with people who are seen as belonging to groups at risk of discrimination varies in the European Union depending on people's socio-demographic characteristics**<sup>17</sup>. For each type of friend/acquaintance included in the survey, the main socio-demographic factors are:

- ◆ Having friends/acquaintances of different ethnic origin:
  - Naturally, more common amongst self-defined ethnic minorities/ those not living in their country of birth;
  - Becomes less common with age;
  - Becomes more common the longer respondents remain in full-time education;
  - Is somewhat more common in urban areas than rural areas;
  - Is somewhat more common among men than it is among women;
  - Is somewhat more common among citizens on the left of the political spectrum.
- ◆ Having Roma friends/acquaintances:
  - More common amongst ethnic minorities;
  - Is least likely among Europeans aged 65 and over.
- ◆ Having gay, lesbian or bi-sexual friends/acquaintances:
  - Is most common among Europeans who describe themselves as belonging to a sexual minority;
  - Is much less likely amongst those aged 65 or above;
  - Becomes considerably more likely the longer citizens remained in full-time education;
  - Is more common among citizens on the left of the political spectrum;
  - Is somewhat more common among women than it is among men.
- ◆ Having disabled friends/acquaintances:
  - Is more common when people themselves have a chronic physical or mental health problem;
  - Is increasingly likely the longer citizens remained in full-time education.
- ◆ Having friends/acquaintances of a different religion or different beliefs:
  - Is less likely among citizens aged 55 and over;
  - Is increasingly likely the longer citizens remained in full-time education;
  - Is more common amongst those not living in their country of birth;
  - Is somewhat more common among citizens on the left of the political spectrum;
  - Is somewhat more common in urban areas than in rural areas.

<sup>16</sup> Average estimates. April 2012 figures can be downloaded from [www.coe.int/web/coe-portal/roma/](http://www.coe.int/web/coe-portal/roma/).

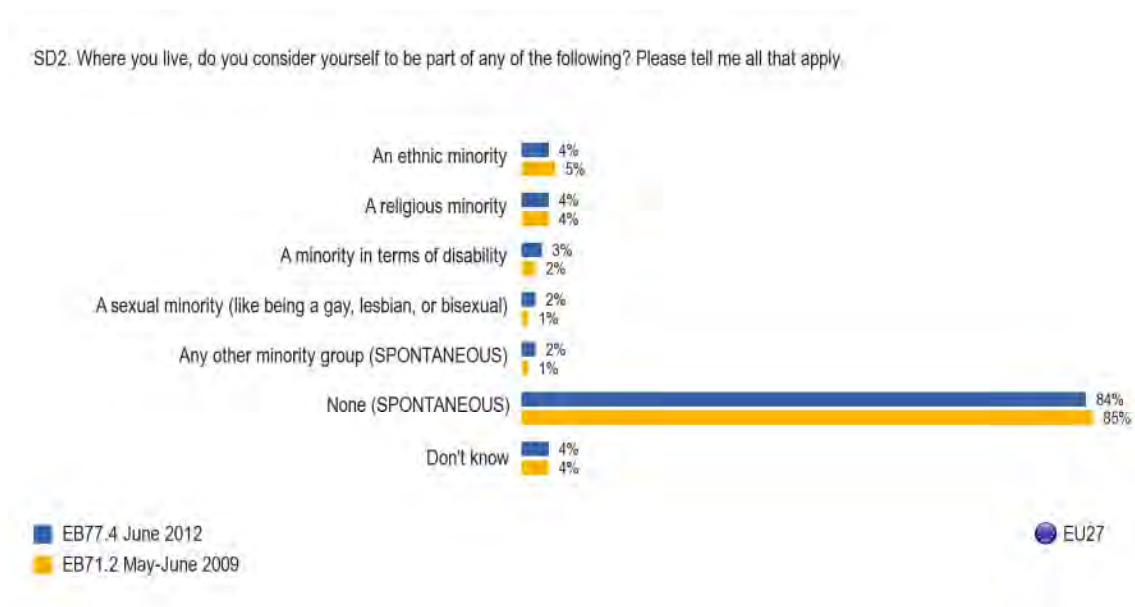
<sup>17</sup> Full results for this question can be found in the annexes of this report.

## 1. BELONGING TO A MINORITY GROUP

### - Few respondents say that they feel part of a minority group –

The latest survey shows that 93% of respondents were born in their country of residence, with a further 4% born in another EU Member State. Only 3% of the sample is made up of respondents who were born outside the European Union<sup>18</sup>.

Not surprisingly, and in line with earlier Eurobarometer findings, **few respondents consider themselves part of a minority group**<sup>19</sup>. Overall 84% do not define themselves as such, whilst only a very small proportion consider themselves as falling into any of the minority groups under discussion here<sup>20</sup>. Four per cent are unable or unwilling to answer this question.



<sup>18</sup> SD5 You personally, were you born....

<sup>19</sup> No general definition of minority was offered to the interviewees when they were asked this question. A list of the minority groups under discussion here was read out.

<sup>20</sup> SD2 Where you live, do you consider yourself to be part of any of the following? Please tell me all that apply. (MULTIPLE ANSWERS POSSIBLE)



## II. THE PERCEPTION OF DISCRIMINATION IN THE EU

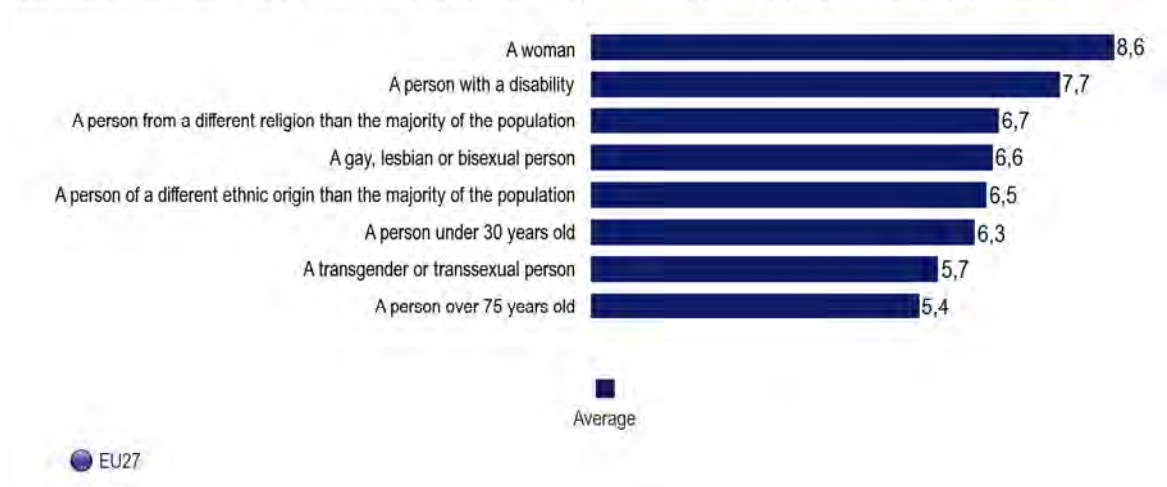
### 1. EU LEVEL OVERVIEW, GENERAL CONSIDERATIONS AND TRENDS

In order to analyse attitudes to different groups, the survey measures how comfortable Europeans would feel if someone from a specific group were appointed to their country's highest political office<sup>21</sup>.

#### - Increasing acceptance of diversity in the public sphere -

As in 2009, **Europeans make distinctions depending on the group in question, although overall acceptance levels have improved.** The survey shows that Europeans are most likely to accept a woman in the highest political office (8.6). They also have relatively few qualms with the highest political office being occupied by a person with a disability (7.7). There continues to be somewhat more reluctance when it comes to religion (6.7), sexual orientation (6.6), ethnic origin (6.5) or youth (6.3). The lowest levels of acceptance observed are for the presence of a transgender or transsexual person (5.7) or a person aged 75 or over (5.4) in the highest elected political office. However, the average scores – which run from 1 to 10 – indicate that **overall more Europeans say that they would feel more comfortable than uncomfortable if a person from most of the minority groups were to lead their country.**

QC5. And using a scale from 1 to 10, please tell me how you would feel about having someone from each of the following categories in the highest elected political position in (OUR COUNTRY)? '1' means that you would feel "totally uncomfortable" and '10' that you would feel "totally comfortable".

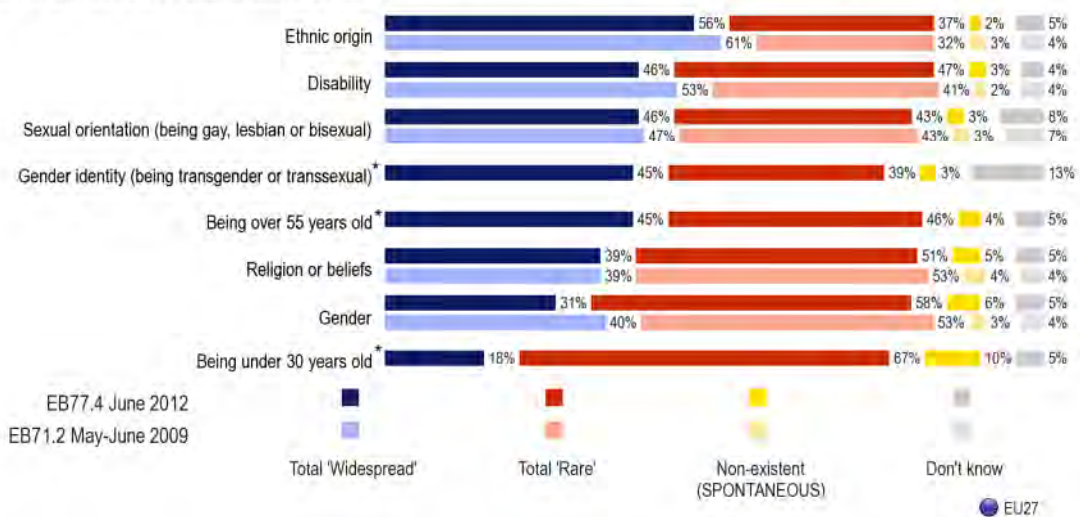


<sup>21</sup> QC5 And using a scale from 1 to 10, please tell me how you would feel about having someone from each of the following categories in the highest elected political position in (OUR COUNTRY)? '1' means that you would feel "totally uncomfortable" and '10' means that you would feel "totally comfortable".

### - Discrimination on ethnic grounds continues to be seen as the most widespread form of discrimination in the EU -

Despite a significant improvement since 2009, **discrimination on the grounds of ethnic origin continues to be regarded as the most widespread form of discrimination in the EU** (56%; down from 61% in 2009)<sup>22</sup>. The latest survey also points to a **significant reduction in the proportion of Europeans who believe that discrimination on the grounds of disability is widespread** (46%; -7 points since 2009). Whereas in the previous survey those who felt discrimination on the grounds of disability was widespread outnumbered those who felt it was rare or non-existent (53% vs. 43%), this finding has been reversed: 50% of Europeans consider discrimination on the grounds of disability to be rare or non-existent in their country compared with 46% who believe it is widespread.

QC1. For each of the following types of discrimination, could you please tell me whether, in your opinion, it is very widespread, fairly widespread, fairly rare or very rare in (OUR COUNTRY)? Discrimination on the basis of...



\*new item

**Public opinion is divided when it comes to discrimination on the grounds of sexual orientation (being gay, lesbian or bisexual) and gender identity (being transgender or transsexual).** In the case of discrimination on the grounds of sexual orientation, views are very similar to those obtained in 2009 with 46% (-1 percentage point since 2009) believing that this form of discrimination is widespread compared with 46% who believe it is rare or non-existent. For discrimination on the grounds of gender identity, 45% believe it is widespread against 42% who believe it is rare or non-existent.

**Half of Europeans perceive discrimination against people aged 55 and over as rare or non-existent (50%),** whereas 45% of Europeans believe this type of age discrimination is widespread. **Discrimination on the grounds of being aged 30 or younger is seen as far less common:** around two-thirds believe this type of discrimination is rare (67%), while just 18% believe it is widespread.

<sup>22</sup> QC1: For each of the following types of discrimination, could you please tell me whether, in your opinion, it is very widespread, fairly widespread, fairly rare or very rare in (OUR COUNTRY)? Discrimination on the basis of...

As in 2009, **close to two out of five Europeans believe discrimination on the grounds of religion or belief is widespread** (39%) while more than half of Europeans continue to believe it is rare or non-existent (56%; -1 percentage point since 2009).

**Far fewer Europeans than in 2009 now consider discrimination on the grounds of gender to be widespread** (31%; -9 percentage points since 2009). The proportion of Europeans who believe this type of discrimination is rare or non-existent has increased from 56% in 2009 to 64%.

Respondents could also answer *spontaneously* that they consider a particular type of discrimination to be non-existent in their country. This answer can be seen as the most positive assessment of the situation. The proportions of EU citizens giving this answer are: 10% for discrimination on the basis of being under 30 years old; 6% for discrimination on gender grounds; 5% for discrimination on religious grounds; 4% on the basis of being 55 years or older; 3% for discrimination on grounds of sexual orientation, gender identity or disability; and 2% on grounds of ethnic origin.

We now turn to the analysis of the factors that play a role in explaining differences in perceptions of the various forms of discrimination in the European Union. This analysis reveals that the following socio-demographic and cultural factors are of influence:

### **Gender**

The largest difference between men and women relates to their perceptions of gender discrimination; 34% of women say that it is widespread, compared with 29% of men. However, the differences between the sexes are relatively small. Women are also somewhat more likely than men to believe that discrimination on the grounds of disability (48% vs. 43%) and greater age (47% vs. 43%) is widespread. For the five other grounds of discrimination, differences between men and women are 3 percentage points or less.

### **Age**

In general young Europeans (i.e. those aged 15-24) are much more likely to say that discrimination is widespread. This perception tends to decrease with age, though this observation does not hold for all grounds of discrimination. Interestingly, the analyses show that the two groups least likely to believe that there is widespread discrimination against the over 55s are those aged 15-24 and those aged 75 and over (both 38%). Young Europeans are more likely to believe that there is widespread discrimination on the grounds of relative youth (being under 30 years old - 23%, compared to 13% of Europeans aged 75 and over) but this perception is nevertheless fairly limited. When it comes to gender discrimination, age does not appear to be a very important factor although the oldest Europeans (those aged 75 and over) are less likely to believe this type of discrimination is widespread (25%) than are their younger counterparts (33%).

**Education**

The impact of education is less important in explaining differences in perceptions of discrimination than it tends to be on many other subjective measures of opinion. Nevertheless, those who remained in full-time education the longest are more likely than those who left school the earliest to believe that discrimination on the grounds of ethnic origin is widespread (61% vs. 51%). There is a difference of 7 points between the two groups in the case of discrimination on the grounds of gender identity (48% vs. 41%, respectively) and a difference of 6 points for discrimination on the grounds of religion (40% vs. 34%).

**The political 'left-right' dimension**

The analysis shows that people on the left of the political scale are more likely than those in the centre or on the right to believe that there is widespread discrimination on the grounds of ethnic origin, sexual orientation, disability, gender identity, religion and gender. Age is the only ground which appears unaffected by the political 'left-right' dimension.

**Belonging to a minority (self-assigned membership)**

It is interesting to note that respondents who say they belong to a minority are more likely to feel that discrimination on any of the grounds is widespread than those who say they do not belong to a minority. What is more, this view extends beyond the group to which they say they belong themselves. While respondents are always most likely to perceive discrimination against their "own" minority, in many cases they are almost equally likely to believe that discrimination against other groups is widespread. For instance, while 66% of respondents self-defined as belonging to an ethnic minority believe discrimination on the grounds of ethnic origin is widespread, 64% of those who belong to a sexual minority share this view. Equally, the survey shows that 56% of respondents who belong to a sexual minority and 55% of those who are disabled see discrimination on the grounds of sexual orientation as widespread. However, there are exceptions to this observation. Respondents with a disability, for instance, are far more likely than other minorities to believe discrimination against disabled people is widespread (64%).

**Experience of discrimination**

The results reveal that personal experience of discrimination impacts the likelihood that discrimination is perceived as widespread: the number of occasions on which people have been discriminated against plays a role. For all grounds of discrimination, the survey shows that Europeans who have experienced discrimination on multiple grounds are far more likely to view discrimination as widespread than those with no such experience.

It is also notable that witnessing or hearing of someone experiencing discrimination or harassment is an important factor in explaining the extent to which Europeans believe discrimination is widespread.

For all grounds of discrimination, respondents who indicated that they had witnessed acts of discrimination against others or who had heard of this happening are more likely to believe discrimination is widespread than Europeans with no experience of third-party discrimination.

***Having a diverse social circle***

Finally, having a diverse social circle is also an important factor. With the exception of discrimination on the basis of relative youth – where the differences are less pronounced – the survey shows that people with a diverse social circle are more likely to believe that discrimination on all grounds is widespread. Further, the analysis shows that people with transgender or transsexual friends or acquaintances appear most likely to believe that discrimination on all grounds is widespread.

In this section we do not address the national variations in terms of public perceptions of discrimination. These variations are often even greater than the socio-demographic and cultural differences and form the subject of separate analyses, discussed in section III below in this report.

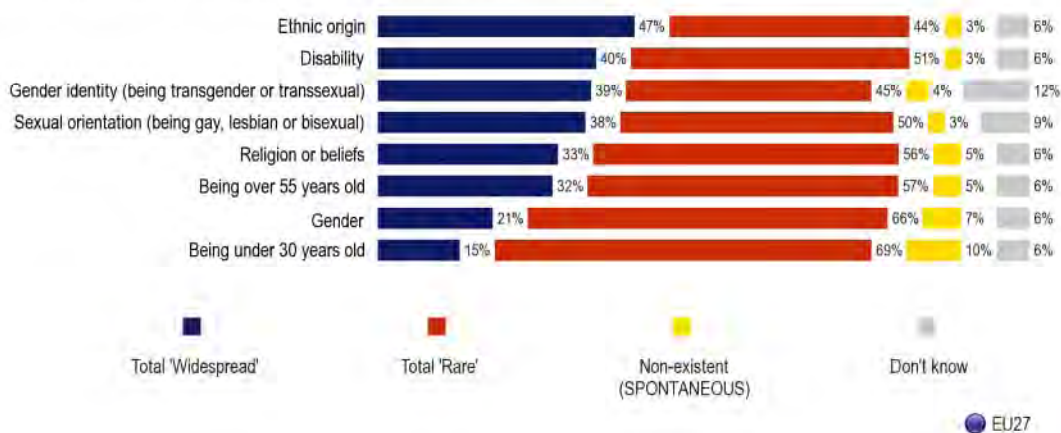
## 2. PERCEIVED EXISTENCE OF DISCRIMINATION OUTSIDE WORKING LIFE

Whereas earlier rounds of the survey only asked about the perceived prevalence of discrimination, without specifying the context, this year's survey<sup>23</sup> also includes a question that shifts the focus of discrimination specifically outside working life<sup>24</sup>.

### - Discrimination is also seen to happen outside working life -

The answers to this new question reveal that Europeans also perceive discrimination to exist outside working life. **Respondents are most likely to believe that this happens on the grounds of ethnic origin** with close to half of Europeans (47%) believing this type of discrimination is widespread in their country. However, 44% say it is rare, and 3% answer *spontaneously* that it is non-existent.

QC13. Discrimination can happen outside working life. For example, in education, when people go shopping, visit restaurants/ bars, try to rent an accommodation or buy a property, go to a doctor or to a hospital. Could you please tell me whether, in your opinion, discrimination outside working life is very widespread, fairly widespread, fairly rare or very rare in (OUR COUNTRY)? Discrimination on the basis of...



Around four out of ten Europeans consider discrimination outside working life on the grounds of disability (40%), gender identity (39%) and sexual orientation (38%) to be widespread. About a third holds this view when it comes to discrimination on the grounds of religion or beliefs (33%) and on the basis of being over 55 years old (32%). Discrimination outside working life is least likely to be perceived on the grounds of gender (21% say it is widespread) and being under 30 years old (15%).

**A comparison of these results with those obtained for the *general* question of perceptions of discrimination nationally reveals that discrimination is less likely to be perceived outside work for all eight types of discrimination, most strikingly in the case of older people:** the proportion considering this type of discrimination to be widespread outside working life is 13 percentage points lower (32%) than when the more general question is asked (45%; see section 2.1 above).

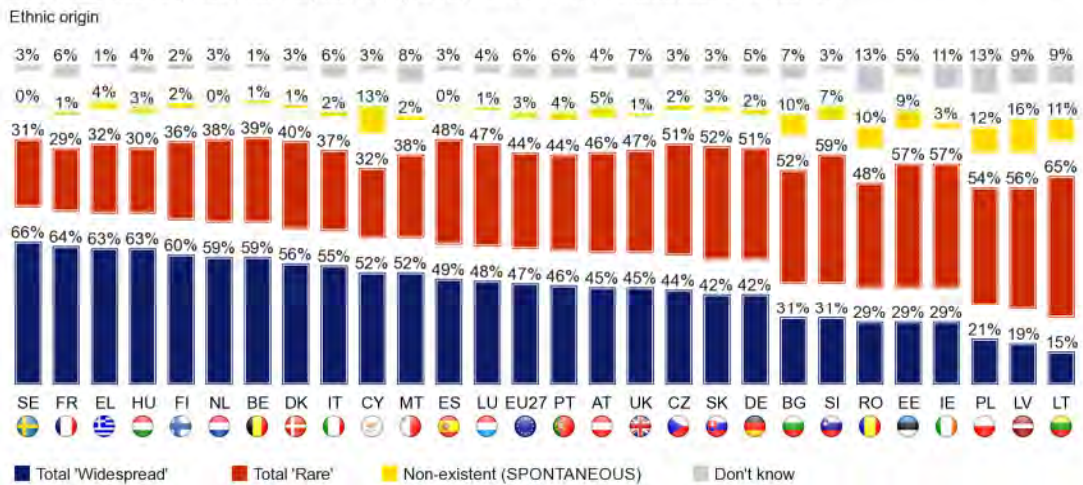
<sup>23</sup> A Flash Eurobarometer on this topic (discrimination outside working life) was conducted on this topic in 2008: [http://ec.europa.eu/public\\_opinion/flash/fl\\_232\\_en.pdf](http://ec.europa.eu/public_opinion/flash/fl_232_en.pdf)

<sup>24</sup> QC13: Discrimination can happen in outside working life. For example, in education, when people go shopping, visit restaurants/bars, try to rent an accommodation or buy a property, go to a doctor or to a hospital. Could you please tell me whether, in your opinion, discrimination outside working life is very widespread, fairly widespread, fairly rare or very rare in (OUR COUNTRY)? Discrimination on the basis of...

**Analyses of the national results reveal large differences in the extent to which discrimination is perceived to exist outside working life.**

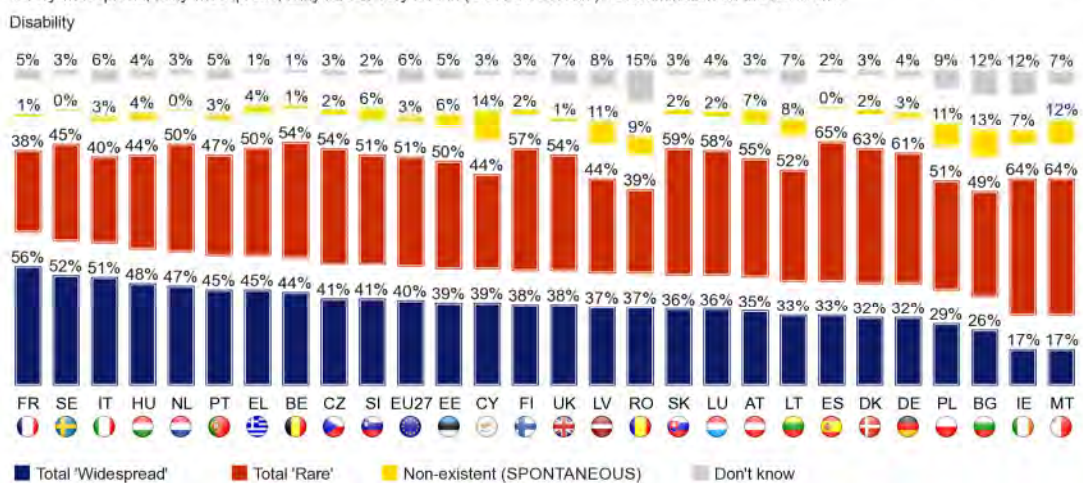
Results for discrimination on the grounds of **ethnic origin** vary from just 15% in Lithuania to 66% in Sweden. Overall, an absolute majority of respondents think that it is widespread in 11 Member States.

QC13.1. Discrimination can happen outside working life. For example, in education, when people go shopping, visit restaurants/ bars, try to rent an accommodation or buy a property, go to a doctor or to a hospital. Could you please tell me whether, in your opinion, discrimination outside working life is very widespread, fairly widespread, fairly rare or very rare in (OUR COUNTRY)? Discrimination on the basis of...



The impression that discrimination on the grounds of **disability** is widespread outside working life ranges from 17% in Ireland and Malta to 56% in France. Over half of respondents in Sweden (52%) and Italy (51%) also believe that this kind of discrimination is widespread outside working life in their country.

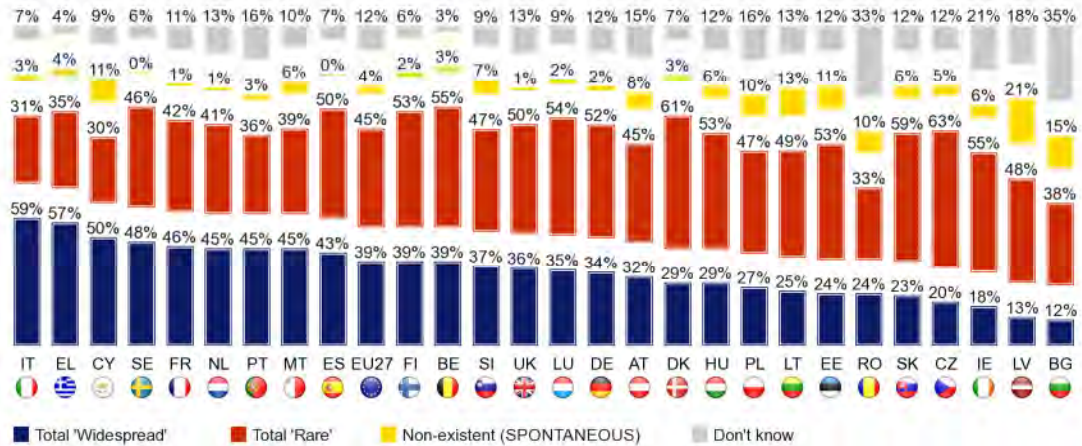
QC13.6. Discrimination can happen outside working life. For example, in education, when people go shopping, visit restaurants/ bars, try to rent an accommodation or buy a property, go to a doctor or to a hospital. Could you please tell me whether, in your opinion, discrimination outside working life is very widespread, fairly widespread, fairly rare or very rare in (OUR COUNTRY)? Discrimination on the basis of...



The survey reveals that discrimination on the grounds of both **gender identity** and **sexual orientation** is least often regarded as widespread outside working life in Bulgaria (12% and 16%, respectively) and most often in Italy (both 59%). Respondents in Greece and Cyprus also believe discrimination on these two grounds is widespread in their countries.

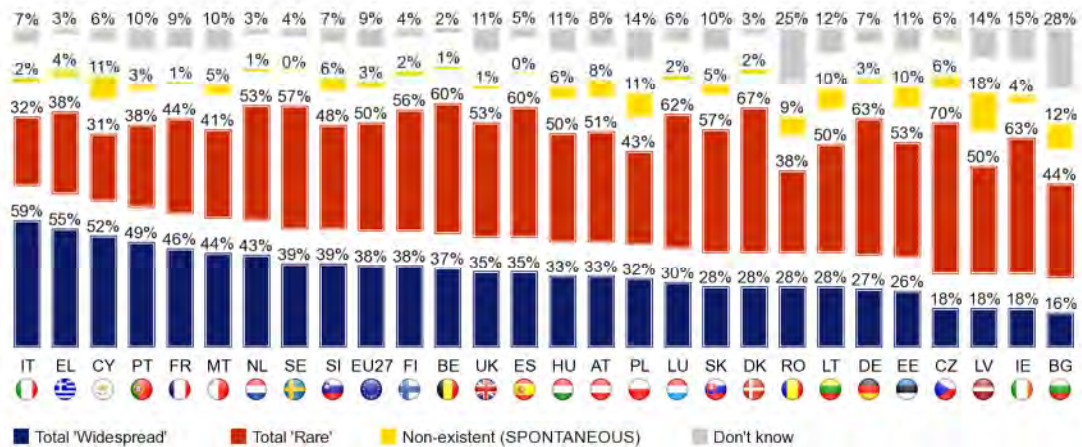
QC13.7. Discrimination can happen outside working life. For example, in education, when people go shopping, visit restaurants/ bars, try to rent an accommodation or buy a property, go to a doctor or to a hospital. Could you please tell me whether, in your opinion, discrimination outside working life is very widespread, fairly widespread, fairly rare or very rare in (OUR COUNTRY)? Discrimination on the basis of...

Gender identity (being transgender or transsexual)



QC13.2. Discrimination can happen outside working life. For example, in education, when people go shopping, visit restaurants/ bars, try to rent an accommodation or buy a property, go to a doctor or to a hospital. Could you please tell me whether, in your opinion, discrimination outside working life is very widespread, fairly widespread, fairly rare or very rare in (OUR COUNTRY)? Discrimination on the basis of...

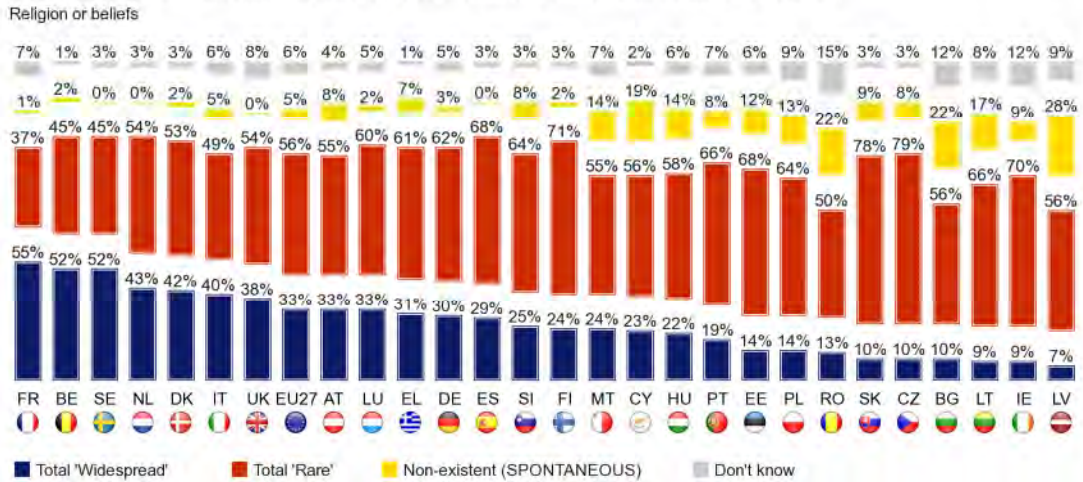
Sexual orientation (being gay, lesbian or bisexual)





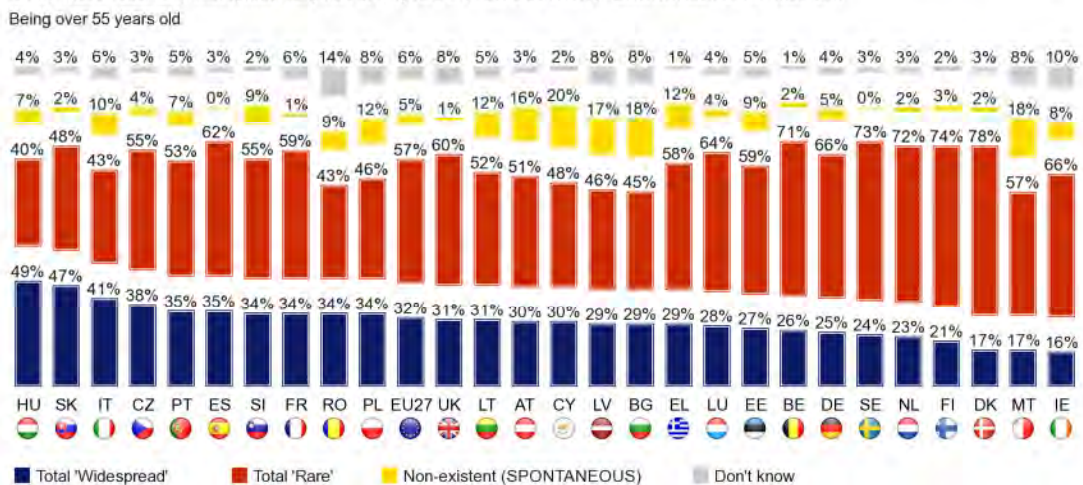
The feeling that discrimination on the grounds of **religion or beliefs** is widespread outside working life ranges from less than 10% in Latvia (7%) and Ireland and Lithuania (both 9%) to over 50% in France (55%) and Belgium and Sweden (both 52%). Again, we see that there are very large differences between countries.

QC13.5. Discrimination can happen outside working life. For example, in education, when people go shopping, visit restaurants/ bars, try to rent an accommodation or buy a property, go to a doctor or to a hospital. Could you please tell me whether, in your opinion, discrimination outside working life is very widespread, fairly widespread, fairly rare or very rare in (OUR COUNTRY)? Discrimination on the basis of...

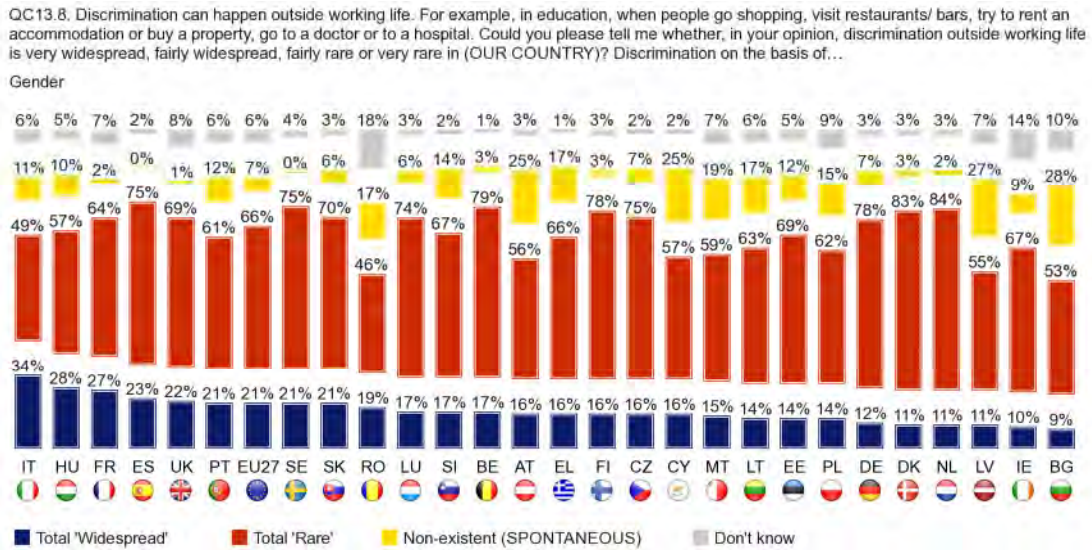


In none of the Member States do more than half of respondents believe that there is widespread discrimination against the **over 55s** outside working life. In Section III below we will show that this picture is very different when it comes to the general perceptions of discrimination against people over 75 years old. Nevertheless, even outside working life, there are wide national differences. The highest results are recorded in Hungary (49%) and Slovakia (47%), while fewer than two respondents in ten in Ireland (16%) and Malta and Denmark (both 17%) believe discrimination outside working life is widespread.

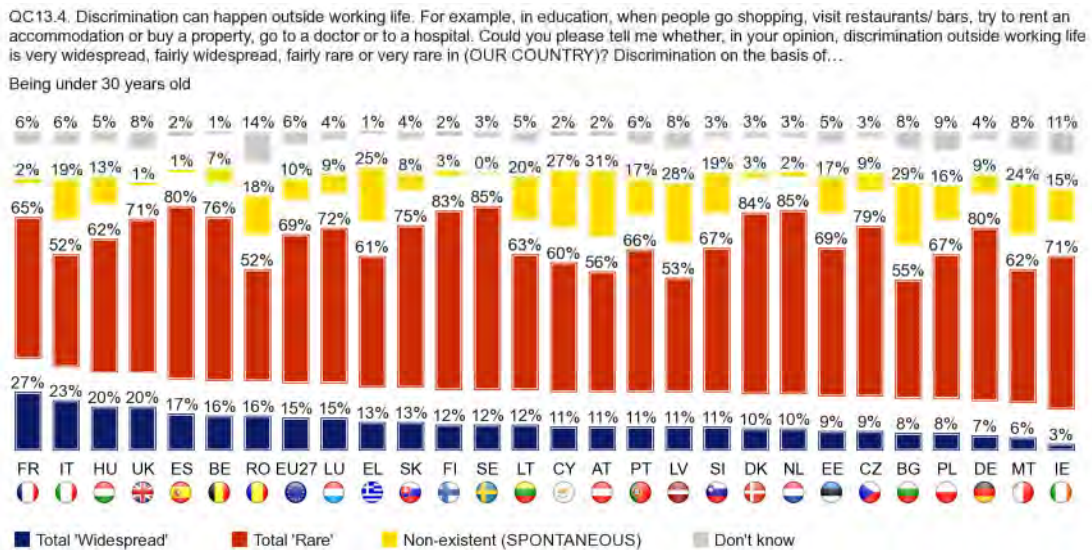
QC13.3. Discrimination can happen outside working life. For example, in education, when people go shopping, visit restaurants/ bars, try to rent an accommodation or buy a property, go to a doctor or to a hospital. Could you please tell me whether, in your opinion, discrimination outside working life is very widespread, fairly widespread, fairly rare or very rare in (OUR COUNTRY)? Discrimination on the basis of...



In the case of the proportion of Europeans considering discrimination on the grounds of **gender** to be widespread outside working life, national results range from just 9% in Bulgaria to 34% in Italy.



Finally, the proportion of Europeans who believe that discrimination on the basis of relative **youth** (being under 30 years old) is widespread outside working life ranges from just 3% in Ireland to 27% in France.



As we will show in Section III below, the national patterns for most grounds of discrimination are very similar to the results for the general question on perceived levels of discrimination.

Finally, our analyses also indicate that perceptions of the prevalence of discrimination outside working life tend to be influenced by the same socio-demographic characteristics and cultural factors found to play a role in the analysis of the general question<sup>25</sup>. For each ground of discrimination covered by the survey, the main factors in this respect are:

- ◆ Discrimination on the grounds of ethnic origin:
  - Having personally experienced or witnessed discrimination;
  - Belonging to a minority (self-defined);
  - Having a diverse social circle;
  - Longer stay in full-time education;
  - Being young;
  - Being to the left of the spectrum politically.
  
- ◆ Discrimination on the grounds of disability:
  - Belonging to a minority (self-defined);
  - Having personally experienced or witnessed discrimination;
  - Having disabled friends;
  - Having a diverse social circle;
  - Being young;
  - Being female;
  - Being to the left of the spectrum politically.
  
- ◆ Discrimination on the grounds of sexual orientation:
  - Having personally experienced or witnessed discrimination;
  - Belonging to a minority (self-defined);
  - Having a diverse social circle;
  - Being young;
  - Being female;
  - Being to the left of the spectrum politically.
  
- ◆ Discrimination on the grounds of gender identity:
  - Belonging to a minority (self-defined);
  - Having personally experienced or witnessed discrimination;
  - Having a diverse social circle;
  - Being young;
  - Being female;
  - Being to the left of the spectrum politically.
  
- ◆ Discrimination on the grounds of religion or beliefs:
  - Belonging to a minority (self-defined);
  - Having personally experienced or witnessed discrimination;
  - Having a diverse social circle;
  - Parents born in a country other than the respondent's country of residence;
  - Being young;
  - Longer stay in full-time education;
  - Being to the left of the spectrum politically.
  
- ◆ Discrimination on the grounds of being older than 55:
  - Having personally experienced or witnessed discrimination;
  - Being disabled (self-defined).

---

<sup>25</sup> Full results for this question can be found in the annexes of this report.

- ◆ Discrimination on the grounds of being younger than 30:
  - Having personally experienced or witnessed discrimination;
  - Being young.
  
- ◆ Discrimination on the grounds of gender:
  - Having personally experienced or witnessed discrimination;
  - Belonging to a minority (self-defined);
  - Being to the left of the spectrum politically;
  - Being female.

QC13 Discrimination can happen outside working life. For example, in education, when people go shopping, visit restaurants/ bars, try to rent an accommodation or buy a property, go to a doctor or to a hospital. Could you please tell me whether, in your opinion, discrimination outside working life is very widespread, fairly widespread, fairly rare or very rare in (OUR COUNTRY)? Discrimination on the basis of... - Answer: Total 'Widespread'

	Ethnic origin	Disability	Gender identity (being transgender or transsexual)	Sexual orientation (being gay, lesbian or bisexual)	Religion or beliefs	Being over 55 years old	Gender	Being under 30 years old
EU27	47%	40%	39%	38%	33%	32%	21%	15%
<b>Sex</b>								
Male	47%	38%	38%	36%	32%	31%	19%	15%
Female	48%	43%	41%	40%	33%	33%	22%	16%
<b>Age</b>								
15-24	52%	47%	46%	48%	40%	29%	20%	18%
25-34	52%	44%	44%	42%	37%	33%	24%	18%
35-44	52%	42%	41%	38%	34%	32%	21%	15%
45-54	46%	41%	39%	36%	33%	33%	21%	14%
55-64	45%	38%	35%	34%	28%	31%	19%	15%
65-74	40%	35%	33%	31%	27%	33%	20%	15%
75+	37%	31%	27%	27%	24%	32%	17%	13%
<b>Education (End of)</b>								
15-	44%	38%	37%	36%	29%	35%	21%	16%
16-19	45%	39%	37%	36%	31%	33%	20%	16%
20+	52%	41%	40%	36%	35%	29%	20%	15%
Still studying	53%	48%	50%	49%	43%	29%	21%	16%
<b>Left-Right scale</b>								
(1-4) Left	55%	46%	44%	41%	38%	33%	24%	17%
(5-6) Centre	46%	38%	37%	36%	33%	31%	18%	15%
(7-10) Right	45%	39%	37%	37%	31%	33%	21%	15%
<b>Have friends/acquaintances with a different ethnic origin</b>								
Yes	54%	44%	42%	40%	37%	31%	21%	16%
No	39%	36%	35%	35%	26%	33%	19%	14%
<b>Have friends/acquaintances who are Roma</b>								
Yes	49%	40%	37%	37%	31%	33%	22%	17%
No	47%	41%	40%	38%	33%	32%	20%	15%
<b>Have friends/acquaintances who are gay, lesbian or bisexual</b>								
Yes	56%	47%	46%	42%	42%	31%	24%	18%
No	42%	36%	35%	34%	27%	34%	19%	14%
<b>Have friends/acquaintances who are disabled</b>								
Yes	50%	43%	41%	39%	34%	33%	21%	16%
No	44%	36%	38%	36%	30%	32%	20%	15%
<b>Have friends/acquaintances with different religion or beliefs</b>								
Yes	51%	42%	41%	38%	35%	31%	20%	15%
No	42%	38%	36%	37%	28%	35%	21%	16%
<b>Have friends/acquaintances who are transgender or transsexual</b>								
Yes	56%	50%	51%	49%	42%	37%	30%	24%
No	47%	40%	39%	37%	33%	32%	20%	15%
<b>Considers oneself as belonging to a minority</b>								
Ethnic	60%	41%	44%	42%	43%	37%	26%	20%
Religious	54%	47%	42%	45%	45%	40%	28%	25%
Sexual	58%	57%	58%	54%	53%	49%	40%	27%
Disability	62%	64%	50%	51%	44%	50%	38%	27%
Other	56%	48%	46%	47%	44%	43%	31%	29%
None	46%	39%	38%	37%	31%	31%	19%	14%
<b>Experienced discrimination</b>								
No	45%	38%	37%	35%	30%	29%	17%	14%
Single ground	59%	53%	48%	48%	46%	44%	31%	22%
Multiple grounds	65%	59%	55%	58%	50%	55%	42%	33%
<b>Witnessed discrimination</b>								
No	39%	34%	33%	32%	26%	28%	17%	13%
Yes	64%	53%	52%	49%	46%	40%	27%	20%

### III. PERCEIVED DISCRIMINATION ON EACH OF THE EIGHT GROUNDS

In this section we conduct a more detailed examination of the different grounds of discrimination. This covers the following analyses:

- ✓ The perceived prevalence of each type of discrimination in each Member State.
- ✓ Where applicable, how these views have changed over time.
- ✓ Attitudes to the group in question, as measured by the question asking how comfortable respondents would be if a member of that group were elected to the highest political office of their country.

#### 1. ETHNIC ORIGIN

##### **- Ethnic discrimination continues to be seen as widespread by a majority of Europeans but this view is now less pronounced than in 2009 -**

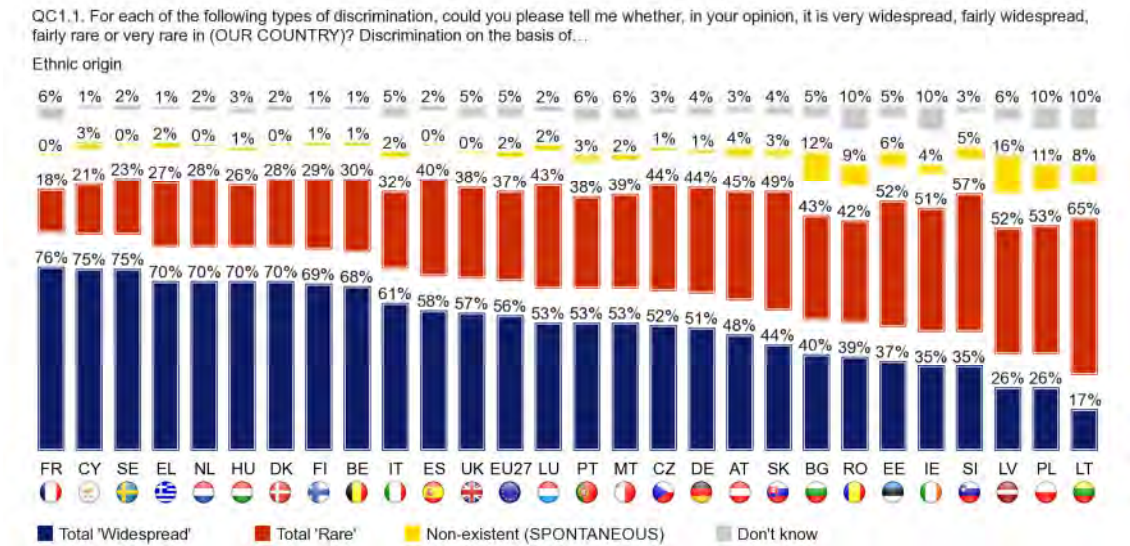
Of the eight grounds of discrimination examined in the survey, **discrimination on grounds of ethnic origin is seen as the most widespread**: overall, 56% of Europeans think that it is widespread. 37% consider that it is rare and 2% answer *spontaneously* that it is non-existent in their country. One respondent in twenty (5%) answered "don't know"<sup>26</sup>.

These EU average figures conceal **wide differences between Member States in opinions on the prevalence of ethnic discrimination**. It is seen as widespread by at least seven out of ten respondents in France (76%), Cyprus and Sweden (both 75%), and Greece, the Netherlands, Denmark and Hungary (all 70%). At the other end of the scale, less than a third of EU citizens living in Lithuania (17%) and Poland and Latvia (both 26%) share this view.

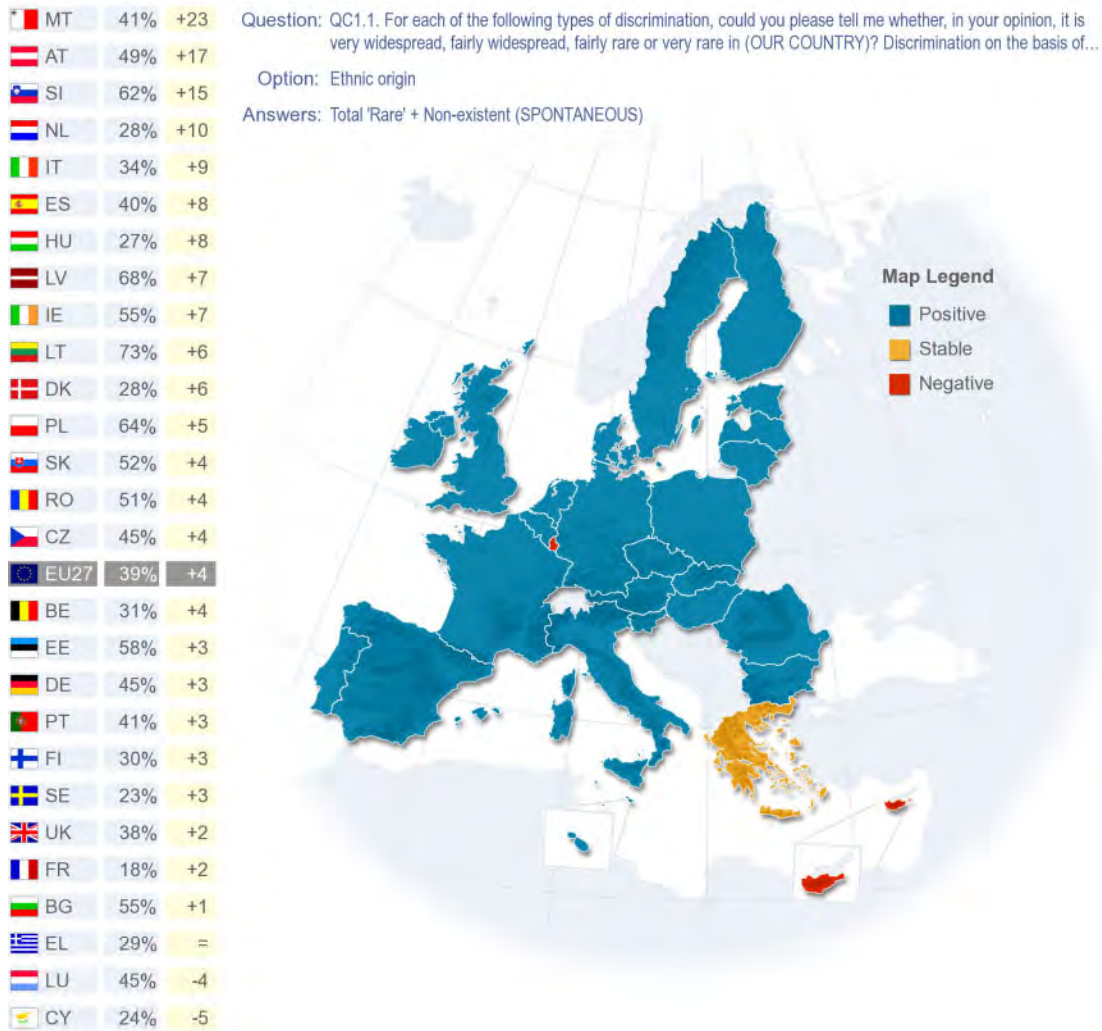
---

<sup>26</sup> QC1.1 For each of the following types of discrimination, could you please tell me whether, in your opinion, it is very widespread, fairly widespread, fairly rare or very rare in (OUR COUNTRY)? Discrimination on the basis of ethnic origin.

In these three countries an above average proportion of respondents also say *spontaneously* that discrimination on the grounds of ethnic origin is non-existent (8%, 11% and 16%, respectively, compared to the EU average of 2%).



However, if we look at how perceptions of the prevalence of ethnic discrimination have evolved **since 2009, we find that in most countries the situation is thought to have improved**. The largest improvement is noted in Malta, where the proportion thinking that ethnic discrimination is rare or non-existent has increased by 23 percentage points to 41%. Very significant improvements are also found in Austria (+17), Slovenia (+15) and the Netherlands (+10). There are two countries where public opinion is now somewhat more negative: in Cyprus, only 24% now consider discrimination on the grounds of ethnic origin to be rare or non-existent in their country (-5), while in Luxembourg this figure has fallen to 45% (-4).



Diff. 2012-2009

Section II of this report explained that in general, a number of socio-demographic and cultural factors are related to perceived levels of discrimination. We also presented – for each of the grounds – the factors that matter in terms of the perceived existence of discrimination outside working life. We now summarise the factors that matter specifically for discrimination on the grounds of ethnic origin:

- Having personally experienced or witnessed discrimination;
- Belonging to an ethnic minority or another minority (self-defined);
- Having friends from an ethnic minority and a diverse social circle in general;
- Being to the left of the spectrum politically;
- Being young;
- Longer time spent in full-time education.



These are the same factors that are influential for the context-specific question on discrimination outside working life.

QC1 For each of the following types of discrimination, could you please tell me whether, in your opinion, it is very widespread, fairly widespread, fairly rare or very rare in (OUR COUNTRY)? Discrimination on the basis of... - Answer: Total 'Widespread'

	Ethnic origin	Disability	Sexual orientation (being gay, lesbian or bisexual)	Gender identity (being transgender or transsexual)	Being over 55 years old	Religion or beliefs	Gender	Being under 30 years old
EU27	56%	46%	46%	45%	45%	39%	31%	18%
<b>Sex</b>								
Male	55%	43%	44%	43%	43%	39%	29%	18%
Female	56%	48%	47%	46%	47%	40%	34%	19%
<b>Age</b>								
15-24	61%	50%	56%	53%	38%	48%	33%	23%
25-34	60%	47%	50%	49%	46%	43%	34%	21%
35-44	57%	48%	46%	45%	46%	39%	31%	18%
45-54	57%	47%	46%	46%	49%	40%	31%	17%
55-64	55%	43%	43%	42%	49%	38%	31%	19%
65-74	49%	42%	41%	39%	47%	33%	29%	17%
75+	45%	35%	34%	30%	38%	29%	25%	13%
<b>Education (End of)</b>								
15-	51%	43%	44%	41%	44%	34%	29%	18%
16-19	54%	45%	45%	43%	46%	39%	31%	19%
20+	61%	48%	47%	48%	48%	40%	34%	17%
Still studying	62%	50%	56%	54%	36%	49%	32%	21%
<b>Left-Right scale</b>								
(1-4) Left	64%	50%	51%	50%	46%	44%	38%	19%
(5-6) Centre	55%	44%	44%	43%	45%	39%	28%	18%
(7-10) Right	53%	43%	43%	42%	47%	38%	29%	18%
<b>Have friends/acquaintances with a different ethnic origin</b>								
Yes	62%	49%	49%	48%	46%	44%	33%	20%
No	47%	42%	42%	39%	44%	33%	28%	17%
<b>Have friends/acquaintances who are Roma</b>								
Yes	59%	48%	45%	46%	51%	37%	33%	21%
No	55%	45%	47%	45%	45%	40%	31%	18%
<b>Have friends/acquaintances who are gay, lesbian or bisexual</b>								
Yes	67%	51%	53%	54%	46%	50%	37%	21%
No	49%	42%	43%	38%	45%	32%	28%	17%
<b>Have friends/acquaintances who are disabled</b>								
Yes	59%	49%	48%	47%	48%	42%	33%	19%
No	51%	41%	43%	41%	42%	35%	29%	18%
<b>Have friends/acquaintances with different religion or beliefs</b>								
Yes	60%	47%	48%	47%	46%	42%	33%	19%
No	47%	42%	43%	40%	44%	33%	28%	18%
<b>Have friends/acquaintances who are transgender or transsexual</b>								
Yes	69%	56%	59%	61%	50%	52%	45%	27%
No	56%	45%	46%	45%	45%	39%	30%	18%
<b>Considers oneself as belonging to a minority</b>								
Ethnic	66%	46%	45%	45%	50%	47%	35%	27%
Religious	60%	49%	50%	47%	50%	54%	40%	30%
Sexual	64%	54%	56%	58%	56%	57%	44%	30%
Disability	61%	64%	55%	54%	54%	53%	40%	31%
Other	61%	52%	50%	50%	56%	46%	46%	24%
None	55%	45%	45%	44%	45%	38%	30%	16%
<b>Experienced discrimination</b>								
No	53%	43%	44%	43%	43%	37%	28%	15%
Single ground	67%	58%	54%	54%	60%	48%	44%	29%
Multiple grounds	71%	64%	62%	57%	63%	61%	56%	40%
<b>Witnessed discrimination</b>								
No	48%	39%	40%	38%	40%	32%	25%	15%
Yes	73%	59%	60%	59%	56%	53%	43%	25%

Next we examine national attitudes to ethnic diversity as measured by how 'comfortable' Europeans would be if someone of a different ethnic origin from the majority of the population were appointed to the highest elected political position in their country<sup>27</sup>.

**- Strong variations in the extent to which Europeans would feel comfortable if a person from a different ethnic majority held their country's highest elected political position -**

For the EU as a whole, the average 'comfortable' score on a scale from 1 to 10 (where 1 means totally uncomfortable and 10 means totally comfortable) is 6.5. However, this average figure conceals **wide variations at the national level as well as in socio-demographic and cultural terms.**

The national analysis shows that **scores range from 3.5 in Cyprus to 8.0 in Sweden.** After Sweden, the highest comfort scores are found in Denmark (7.9), the UK (7.7) and Luxembourg (7.5). Conversely, comfort scores are very low in Greece (4.2), the Czech Republic (4.4) and Slovakia (4.7), as well as in Cyprus.





























A comparison with the 2009 results indicates that in many countries **comfort levels are now higher.** The largest increases are recorded in Luxembourg (up from 6.5 to 7.5) and Malta (from 4.4 to 5.4). Conversely, the largest decreases are recorded in Slovakia (down from 5.5 to 4.7) and Romania (from 6.2 to 5.6) and the average scores fell by 0.3 points or more in three other countries: France (-0.5), Latvia (-0.4) and Estonia (-0.3).

---

<sup>27</sup> QC5.3 And using a scale from 1 to 10, please tell me how you would feel about having someone from each of the following categories in the highest elected political position in (OUR COUNTRY)? A person from a different ethnic origin than the majority of the population.

QC5.3 And using a scale from 1 to 10, please tell me how you would feel about having someone from each of the following categories in the highest elected political position in (OUR COUNTRY)? '1' means that you would feel "totally uncomfortable" and '10' that you would feel "totally comfortable".

**A person of a different ethnic origin than the majority of the population**

	Average	Diff. 2012-2009
 EU27	6.5	+0.3
 SE	8.0	=
 DK	7.9	+0.7
 UK	7.7	+0.7
 LU	7.5	+1
 IE	7.4	+0.9
 ES	7.4	+0.3
 PL	7.2	=
 NL	6.9	+0.5
 FR	6.8	-0.5
 SI	6.7	+0.8
 PT	6.5	+0.1
 IT	6.0	+0.4
 LT	5.9	+0.7
 BE	5.8	+0.3
 EE	5.8	-0.3
 DE	5.6	+0.4
 RO	5.6	-0.6
 FI	5.5	=
 BG	5.4	+0.4
 MT	5.4	+1
 AT	5.3	+0.7
 HU	5.2	-0.2
 LV	5.0	-0.4
 SK	4.7	-0.8
 CZ	4.4	-0.2
 EL	4.2	=
 CY	3.5	=

Finally, the analyses show that the following socio-demographic and cultural factors matter most when it comes to feeling comfortable about having a person from an ethnic minority in the highest elected political office:

- Having a diverse social circle;
- Longer time spent in full-time education;
- Belonging to an ethnic minority (self-defined);
- Having witnessed discrimination;
- Being under 55;
- Being to the left of the spectrum politically.

## 2. GENDER

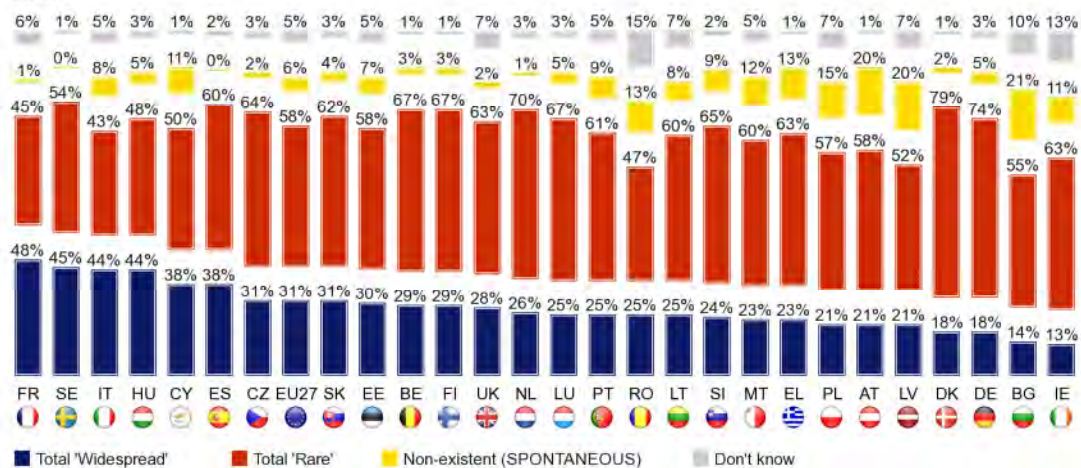
- Over six out of ten Europeans think that gender discrimination is rare or non-existent in their country -

**Discrimination on grounds of gender is perceived by more Europeans as being rare (or non-existent) than widespread<sup>28</sup>:** 54% of Europeans think it is rare, and 6% answer *spontaneously* that it is non-existent, compared with 31% who consider that it is widespread. Five per cent "don't know"<sup>29</sup>.

This overall positive pattern exists in the majority of countries and, unlike in 2009, there are no longer any Member States where an outright majority feel gender discrimination is widespread. France is now the only country where those who believe it is widespread (48%) outnumber - by a small margin - those who think it is rare (45%) or non-existent (1%).

QC1.8. For each of the following types of discrimination, could you please tell me whether, in your opinion, it is very widespread, fairly widespread, fairly rare or very rare in (OUR COUNTRY)? Discrimination on the basis of...

Gender

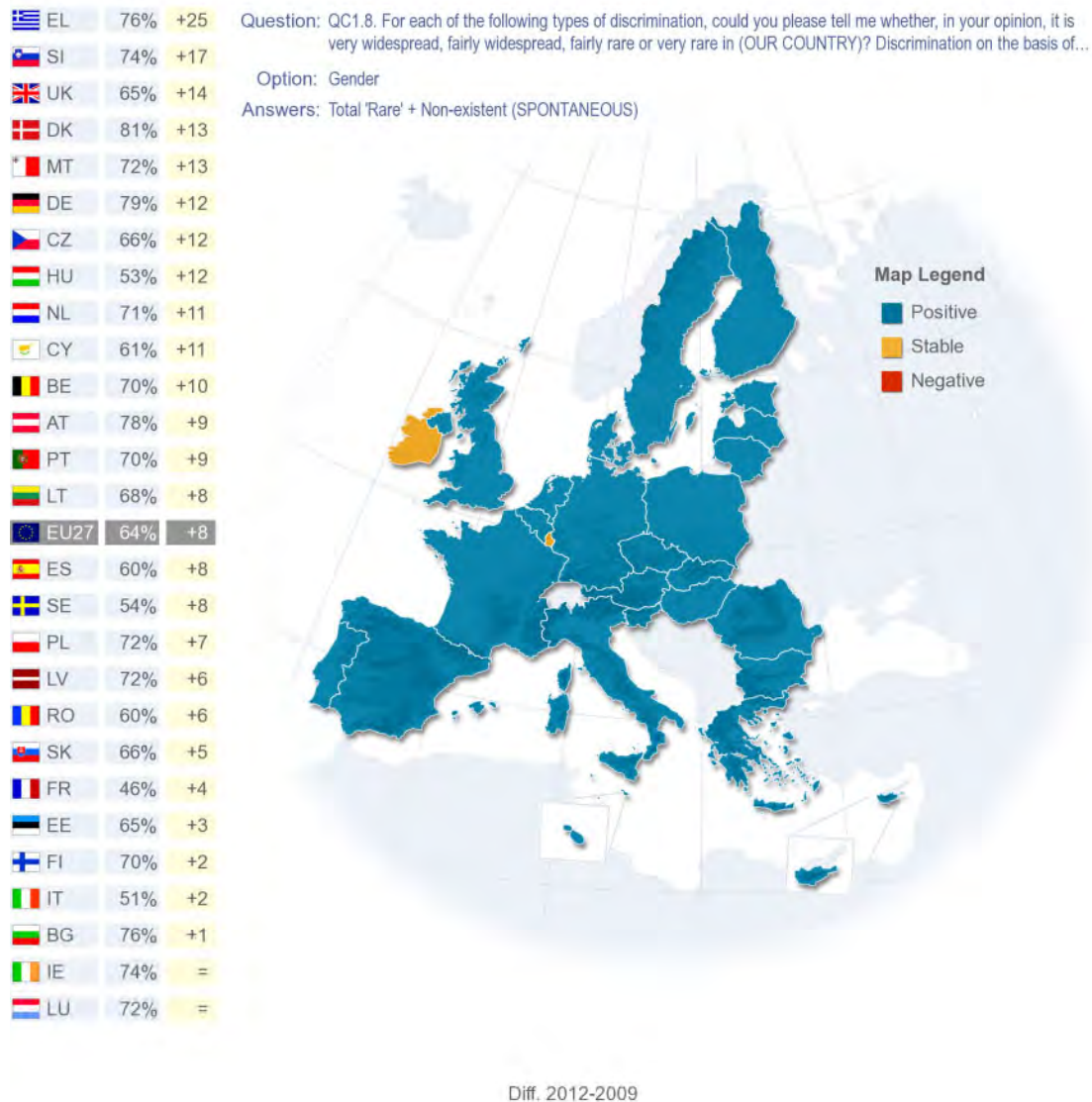


Denmark scores best in terms of perceived gender equality, with 81% of respondents saying gender discrimination is rare (79%) or non-existent (2%). Very positive scores are also found in Germany (79% rare or non-existent), Austria (78%), Bulgaria and Greece (both 76%) and Ireland (74%). It is interesting to note that there are also differences between countries in the extent to which gender discrimination is perceived not to exist at all, with around two out of ten in Bulgaria (21%) and Austria and Latvia (both 20%) *spontaneously* offering this view. No respondents in Sweden or Spain spontaneously expressed this view.

<sup>28</sup> Overall, this is the case for 5 different types of discrimination: disability; age (being over 55 years old); religion or beliefs; gender; age (being under 30). See the graph on page 11.

<sup>29</sup> QC1.8 For each of the following types of discrimination, could you please tell me whether, in your opinion, it is very widespread, fairly widespread, fairly rare or very rare in (OUR COUNTRY)? Discrimination on the basis of gender.

In comparison with 2009, **perceptions of gender discrimination have declined in many Member States**. In terms of increases in the proportion that say that gender discrimination is rare or non-existent, the largest improvement has taken place in Greece, where the figure went up from 51% in 2009 to 76% in 2012 (+25 percentage points). Double-digit increases are noted in 10 further countries (+17 in Slovenia; +14 in the UK; +13 in Denmark and Malta; +12 in Germany, the Czech Republic and Hungary; +11 in the Netherlands and Cyprus; +10 in Belgium). In none of the Member States has this figure declined.



The socio-demographic and cultural factors that influence differences in the perceived level of gender discrimination can be summarised as follows:

- Having personally experienced or witnessed discrimination;
- Belonging to a minority (self-defined);
- Being to the left of the spectrum politically;
- Being female;
- Longer time spent in full-time education.

**- Widespread acceptance of a woman in the highest political office -**

As already noted in 2009, appointing a woman to the highest elected political position would cause little discomfort to the vast majority of Europeans surveyed, with an average 'comfort rating' of 8.6 out of a maximum of 10<sup>30</sup>. On average, more than half of all respondents (53%) answer that they would be totally comfortable with having a woman in this position (point 10 on the scale). Just 1% would be totally uncomfortable.

QC5.1 And using a scale from 1 to 10, please tell me how you would feel about having someone from each of the following categories in the highest elected political position in (OUR COUNTRY)? '1' means that you would feel "totally uncomfortable" and '10' that you would feel "totally comfortable".

**A woman**

	Average	Diff. 2012-2009
 EU27	8.6	+0.1
 SE	9.7	+0.1
 DK	9.6	+0.1
 IE	9.6	+0.3
 LU	9.3	+0.7
 SI	9.3	=
 ES	9.0	+0.4
 FR	9.0	+0.2
 LT	9.0	-0.6
 NL	9.0	+0.2
 UK	9.0	+0.2
 MT	8.9	-0.1
 PL	8.9	-0.2
 CY	8.8	+0.2
 BE	8.7	+0.1
 BG	8.7	+0.1
 DE	8.6	+0.2
 EE	8.5	-0.4
 LV	8.5	=
 FI	8.5	+0.1
 EL	8.4	+0.1
 CZ	8.2	-0.1
 HU	8.2	=
 SK	8.1	+0.2
 AT	8.0	+0.1
 PT	7.9	+0.3
 IT	7.8	=
 RO	7.8	-0.3

<sup>30</sup> QC5.1 And using a scale from 1 to 10, please tell me how you would feel about having someone from each of the following categories in the highest elected political position in (OUR COUNTRY)? A woman.

As the graph above shows a very high average result is recorded in all countries, led by Sweden (average score is 9.7 out of 10) and Denmark and Ireland (both 9.6). Close to 9 out of 10 respondents in Sweden (89%) and Denmark (87%) would feel 'totally comfortable' (point 10 on the scale).

Average scores were already quite high in May 2009, so evolutions are limited on this question: the largest increase is recorded in Luxembourg (from 8.6 to 9.0). Decreases are recorded in Lithuania, Estonia, Romania, Poland, Malta, and Czech Republic.

The analyses show that the following socio-demographic and cultural factors matter:

- Having a diverse social circle;
- Longer period of full-time education;
- Being female;
- Being to the left of the spectrum politically.

### 3. SEXUAL ORIENTATION

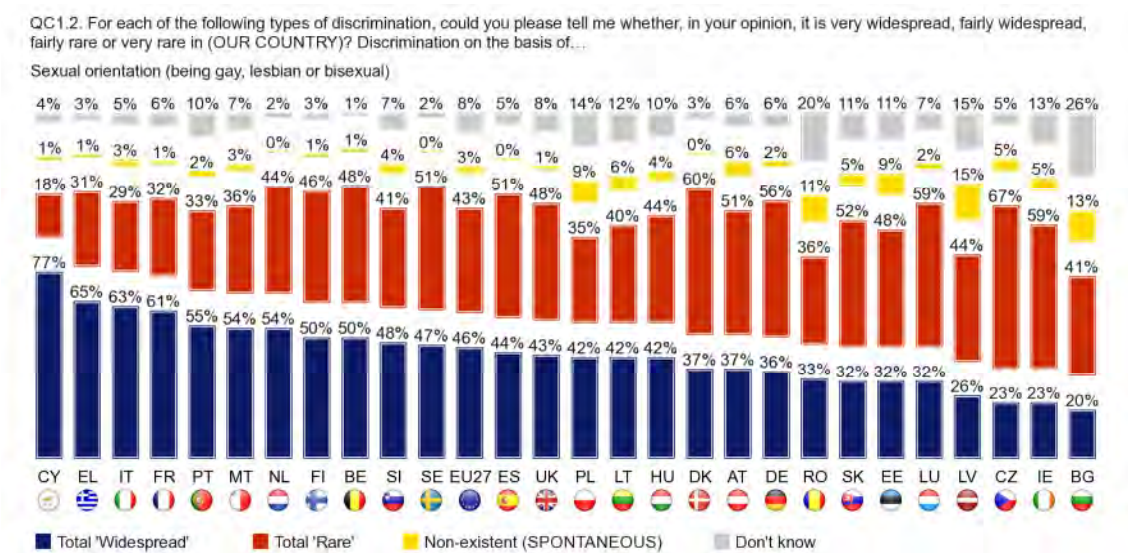
#### - Close to half of Europeans believe that discrimination on grounds of sexual orientation is widespread in their country -

Overall, **public opinion is evenly divided about the prevalence of discrimination on the grounds of sexual orientation**<sup>31</sup>. There are just as many Europeans who believe it is widespread (46%) as there are who think it is rare or non-existent (46%: 43% rare and 3% non-existent). Eight per cent of those surveyed answer that they "don't know".

This divide in public opinion is very much along geographical lines, with wide variations between countries. The view that discrimination on the grounds of sexual orientation is widespread is very common in many Member States, with Cyprus (77%) in the lead. However, this perception is also widely expressed in a number of other countries, including France (61%), the Netherlands (54%) and Finland and Belgium (both 50%). The survey reveals far lower levels of perceived prevalence in Bulgaria (20%), Ireland and the Czech Republic (both 23%) and Latvia (26%).

Some countries record high "don't know" levels; this is particularly noticeable in Bulgaria (26%) and Romania (20%).

If we refer back to the question about discrimination outside working life, we see that the national pattern is very similar. In other words, general discrimination on the grounds of sexual orientation is seen as most widespread in more or less the same countries as discrimination outside working life.



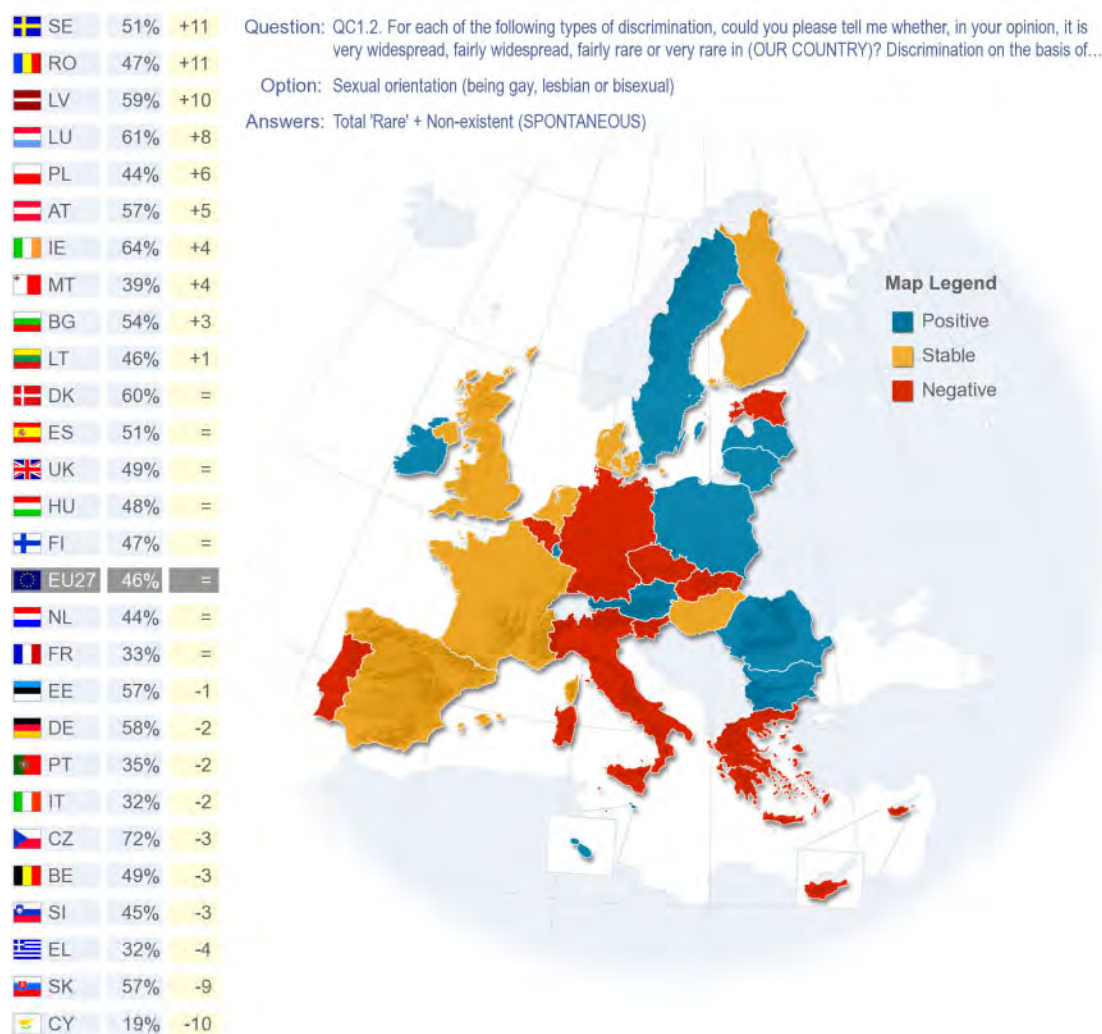
<sup>31</sup> QC1.2 For each of the following types of discrimination, could you please tell me whether, in your opinion, it is very widespread, fairly widespread, fairly rare or very rare in (OUR COUNTRY)? Discrimination on the basis of sexual orientation (being gay, lesbian or bisexual).



One notable finding of the survey is that since May 2009, **views have not evolved in a single direction throughout Europe**. In some countries, there have been clear improvements, whereas in others there is a heightened public perception that discrimination on the grounds of sexual orientation is widespread.

Focusing firstly on the countries where the trend is positive, the largest improvements since 2009 have been recorded in Sweden (+11), Romania (+11) and Latvia (+10). Improvements of at least 5 points are recorded in Luxembourg (+8), Poland (+6) and Austria (+5).

Conversely, the trend is decisively negative in Cyprus and Slovakia, where the proportions of people believing that discrimination on the grounds of sexual orientation is rare or non-existent have fallen by 10 and 9 percentage points respectively. The proportions that feel that discrimination is widespread increased by 11 points in Cyprus and 5 points in Slovakia.



Diff. 2012-2009

In this context, it is important to realise that attitudes towards homosexuality vary greatly between countries. As we noted in Section I of the report, just 2% of respondents report that they have gay, lesbian or bisexual friends in Romania, rising to 79% in the Netherlands. Our analyses show that having such friends tends to make people more aware of discrimination. The survey thus shows that 53% of Europeans with gay, lesbian or bisexual friends believe discrimination on the grounds of sexual orientation is widespread, compared with 43% of Europeans without such friends. Other influential socio-demographic and cultural factors include:


- Having personally experienced or witnessed discrimination;
- Having a diverse social circle in general;
- Belonging to a sexual minority (self-defined);
- Being young;
- Being to the left of the spectrum politically.

**- Acceptance of gay, lesbian and bisexual people is greatest in Northern and Western EU Member States, and least common in a number of Eastern European countries -**

Different national attitudes towards homosexuality are also evident when we analyse how comfortable Europeans would feel if a gay, lesbian or bisexual person were appointed to the highest elected political position in their country<sup>32</sup>.

QC5.2 And using a scale from 1 to 10, please tell me how you would feel about having someone from each of the following categories in the highest elected political position in (OUR COUNTRY)? '1' means that you would feel "totally uncomfortable" and '10' that you would feel "totally comfortable".

**A gay, lesbian or bisexual person**

	Average	Diff. 2012-2009
 EU27	6.6	+0.1
 DK	8.9	+0.5
 SE	8.8	+0.1
 LU	8.5	+1.5
 NL	8.4	+0.2
 IE	8.2	+0.5
 ES	7.9	+0.5
 UK	7.9	+0.5
 BE	7.7	+0.1
 FR	7.3	-0.5
 MT	6.8	+0.1
 DE	6.4	=
 SI	6.2	+0.8
 IT	5.8	+0.1
 PL	5.8	-0.3
 AT	5.7	+0.3
 PT	5.7	+0.1
 FI	5.2	-0.4
 CZ	4.9	-0.6
 EE	4.7	=
 EL	4.5	-0.1
 HU	4.2	-0.4
 CY	4.1	+0.4
 LT	4.1	+0.1
 BG	3.7	+0.5
 RO	3.6	+0.2
 SK	3.4	-1.2
 LV	3.2	-0.6

<sup>32</sup> QC5.2 And using a scale from 1 to 10, please tell me how you would feel about having someone from each of the following categories in the highest elected political position in (OUR COUNTRY)? '1' means that you would feel "totally uncomfortable" and '10' means that you would feel "totally comfortable". A gay, lesbian or bisexual person.

As the table above shows, comfort levels are highest in Northern and Western European countries and lowest in certain Eastern European countries, with the lowest levels recorded in Latvia (3.2), Slovakia (3.4), Romania (3.6) and Bulgaria (3.7).

It should be noted that high acceptance levels in Denmark and Sweden are accompanied by differing perceptions of discrimination against gay, lesbian and bisexual people. In both countries, the public would feel very comfortable if a gay, lesbian or bi-sexual person were appointed to the highest elected political position (average scores of 8.9 and 8.8 on a scale from 1 to 10) but in Sweden, 47% feel that there is widespread discrimination against this minority, compared to 37% in Denmark.

What the findings show is that **having gay, lesbian or bisexual friends or acquaintances plays a role in explaining a respondent's comfort level**. The average comfort level is 8.2 among Europeans with gay, lesbian and bisexual people in their social circle, much higher than it is for those without such friends or acquaintances (5.3). In general, having a broad social circle that includes friends or acquaintances from many different backgrounds (not just from a sexual minority) makes people more comfortable. Other influential socio-demographic and cultural factors include:

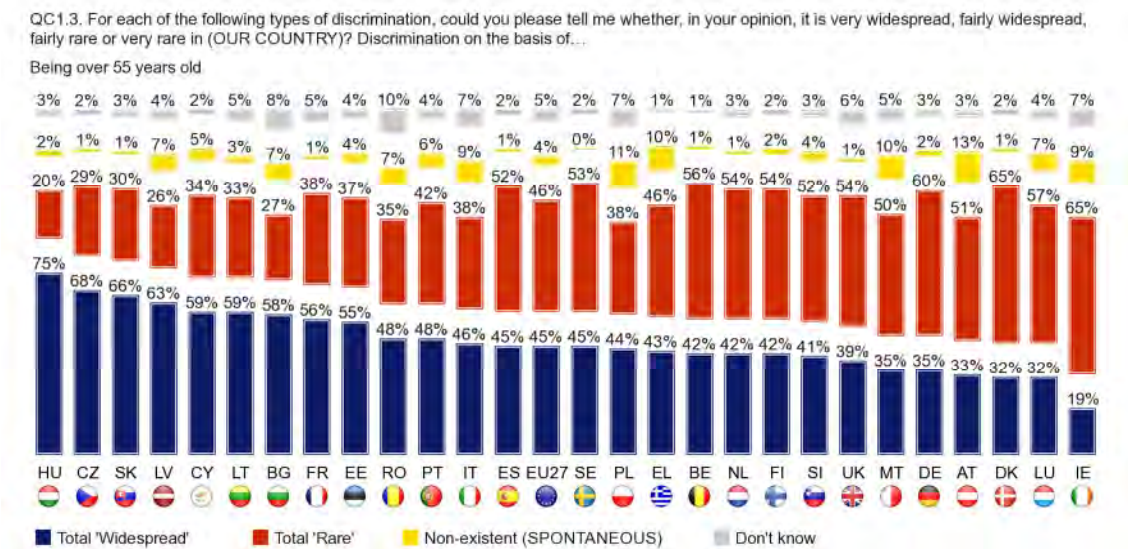
- Belonging to a sexual minority;
- Longer period of full-time education;
- Being to the left of the spectrum politically
- Being under age 55;
- Being female.

#### 4. DISCRIMINATION AGAINST OLDER PEOPLE

Next we look at the results of a new question that measures perceptions of discrimination on the grounds of being over 55 years old<sup>33</sup>.

##### - Discrimination against older people appears to be a problem in some Member States -

National results show that **discrimination on the basis of being over 55 years old is most likely to be thought to be widespread in Hungary**, where three-quarters (75%) hold this view. Around two out of three respondents in the Czech Republic (68%) and Slovakia (66%) also believe this type of discrimination is widespread.



Conversely, in many Western and Northern EU Member States discrimination on this basis is considered far less common. In fact, Cyprus and France are the only non-Eastern European Member States where more than half of respondents consider discrimination against the over 55s to be widespread (with 59% and 56% respectively). This view is least widespread in Ireland (19%), followed by Luxembourg and Denmark (both 32%) and Austria (33%).

The perception that discrimination is widespread outside work is also most widely reported in Hungary (49%), which further confirms that age discrimination is seen as a serious problem in Hungary.

<sup>33</sup> QC1.3 For each of the following types of discrimination, could you please tell me whether, in your opinion, it is very widespread, fairly widespread, fairly rare or very rare in (OUR COUNTRY)? Discrimination on the basis of being over 55 years old.

Interestingly, as we already noted in the first section of this report, the influence of age on public opinion is not as one could expect. In fact, among Europeans aged 25 to 74 there is very little variation in the perceived prevalence of discrimination. The socio-demographic and cultural factors that do heavily influence views are:

- Having personally experienced or witnessed discrimination;
- Having disabled friends;
- Being disabled (self-defined).

**- Comfort levels have improved but now vary more strongly between countries -**

**This Eurobarometer shows large variations in comfort levels<sup>34</sup>.** This question asked how respondents would feel if *a person over 75 years old* were to hold the highest elected political position in the country (whereas respondents were asked whether they think that discrimination *against those aged 55 and over* was widespread in their country). Unlike in 2009 when there was little variation between countries in the degree to which Europeans would feel comfortable if a person over age 75 were appointed to the highest elected political office, there are now wide differences. On the 10-point scale, scores now range from just 3.1 in Cyprus to 7.2 in Ireland. As well as in Cyprus, comfort levels are also low in several Eastern European Member States, notably in Latvia (3.4) and Slovakia (3.9).

---

<sup>34</sup> QC5.7 And using a scale from 1 to 10, please tell me how you would feel about having someone from each of the following categories in the highest elected political position in (OUR COUNTRY)? '1' means that you would feel "totally uncomfortable" and '10' means that you would feel "totally comfortable". A person over 75 years old.

QC5.7 And using a scale from 1 to 10, please tell me how you would feel about having someone from each of the following categories in the highest elected political position in (OUR COUNTRY)? '1' means that you would feel "totally uncomfortable" and '10' that you would feel "totally comfortable".

A person over 75 years old

	Average	Diff. 2012-2009
 EU27	5.4	+0.6
 IE	7.2	+1.8
 ES	6.4	+0.7
 UK	6.4	+1.4
 SE	6.1	+0.9
 PT	6.0	+1.1
 AT	5.7	+0.6
 PL	5.7	-0.2
 IT	5.6	+0.2
 LU	5.6	+1.8
 BE	5.5	+0.4
 DK	5.5	+0.6
 MT	5.5	+1.4
 EE	5.2	+0.5
 EL	5.2	+1.1
 NL	5.2	+0.5
 SI	5.0	+0.6
 HU	4.9	+0.2
 DE	4.8	+0.9
 FR	4.7	+0.3
 RO	4.6	+0.4
 LT	4.3	+0.4
 FI	4.1	+0.1
 BG	4.0	+0.7
 CZ	4.0	+0.2
 SK	3.9	+0.1
 LV	3.4	+0.1
 CY	3.1	=

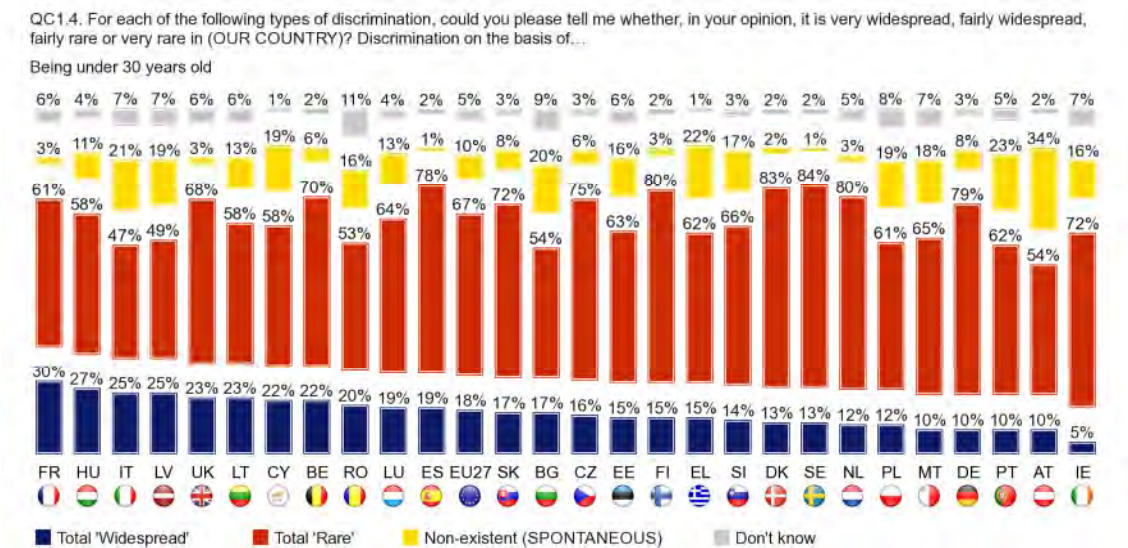
**In many countries, comfort levels have improved since 2009**, with the largest increases in average scores in Ireland (from 5.4 to 7.2), Luxembourg (from 3.8 to 5.6) and the UK (from 5.0 to 6.4). Poland is the only country where the average score is now just slightly lower (5.7, compared to 5.9 in 2009).

The analyses reveal that Europeans who believe discrimination against people over 55 is rare would be more likely to feel comfortable if a person aged over 75 were appointed to the highest elected political position than those who feel that age discrimination is widespread (5.6 vs. 5.1). It is also interesting to note that young Europeans are more likely to feel comfortable than those aged 40 or over (5.8 vs. 5.2). Finally, the analyses show that Europeans with a diverse social circle would also be more likely to feel comfortable if a person aged over 75 were appointed to the highest elected political position.

## 5. AGE DISCRIMINATION AGAINST YOUNGER PEOPLE

### - Young people are seen as the group suffering the least discrimination -

Despite rising youth unemployment rates, **Europeans in general do not believe discrimination on the basis of being under 30 years old is widespread in their country:** 77% think that it is either rare (67%) or non-existent (10%), and 18% that it is widespread. Nevertheless, the survey does reveal some differences between countries; only 5% of respondents in Ireland consider that discrimination on the basis of relative youth is widespread, compared with 30% of respondents in France<sup>35</sup>.



As noted in the first section of this report, young Europeans are more likely than their older counterparts to consider that discrimination on the basis of being aged under 30 is widespread. But only 23% of respondents in the 15-24 age group express this view, so age discrimination is not widely seen as a problem even in this particular group.

<sup>35</sup> QC1.4 For each of the following types of discrimination, could you please tell me whether, in your opinion, it is very widespread, fairly widespread, fairly rare or very rare in (OUR COUNTRY)? Discrimination on the basis of being under 30 years old.































**- Despite wide variations, Europeans in most countries would feel comfortable with a young person in the highest elected political position -**

The contrasting views that have so far marked the national comparisons continue to make themselves felt when we look at the extent to which Europeans in different countries would feel comfortable about having a person under 30 years old in the highest elected political office: **national scores vary considerably**, with average scores on the comfort scale ranging from 4.5 in Germany to 8.1 in Ireland<sup>36</sup>.

QC5.4 And using a scale from 1 to 10, please tell me how you would feel about having someone from each of the following categories in the highest elected political position in (OUR COUNTRY)? '1' means that you would feel "totally uncomfortable" and '10' that you would feel "totally comfortable".

**A person under 30 years old**

	Average	Diff. 2012-2009
 EU27	6.3	+0.4
 IE	8.1	+1.5
 DK	7.6	+0.4
 PL	7.4	+0.1
 ES	7.2	+0.4
 RO	7.1	-0.6
 BG	6.9	+0.7
 MT	6.9	=
 EL	6.8	+0.5
 LU	6.8	+0.9
 SI	6.8	+0.9
 IT	6.7	+0.6
 HU	6.6	+0.4
 LT	6.5	+0.5
 UK	6.5	+0.9
 BE	6.4	=
 PT	6.4	+0.6
 SE	6.3	-0.1
 EE	6.2	+0.2
 FR	6.2	+0.1
 CZ	6.1	-0.3
 AT	6.1	+0.4
 SK	6.0	-0.1
 NL	5.9	+0.4
 CY	5.5	+0.1
 LV	5.3	-0.8
 FI	5.0	-0.2
 DE	4.5	+0.5

However, **in most countries people would tend to feel comfortable**, and in all countries but Germany, Finland (5.0), Latvia (5.3), Cyprus (5.5) and the Netherlands (5.9) the average score is 6 or higher.

<sup>36</sup> QC5.4 And using a scale from 1 to 10, please tell me how you would feel about having someone from each of the following categories in the highest elected political position in (OUR COUNTRY)? '1' means that you would feel "totally uncomfortable" and '10' means that you would feel "totally comfortable". A person under 30 years old

The comparison with the 2009 results indicates that here again **comfort levels have risen in most countries**. The largest increases are again recorded in Ireland (from 6.6 to 8.1), followed by Luxembourg (from 5.9 to 6.8) and the UK (from 5.6 to 6.5). The only two countries where the average scores are now considerably lower are Latvia (5.3, compared to 6.1 in 2009) and Romania (7.1 vs. 7.7).

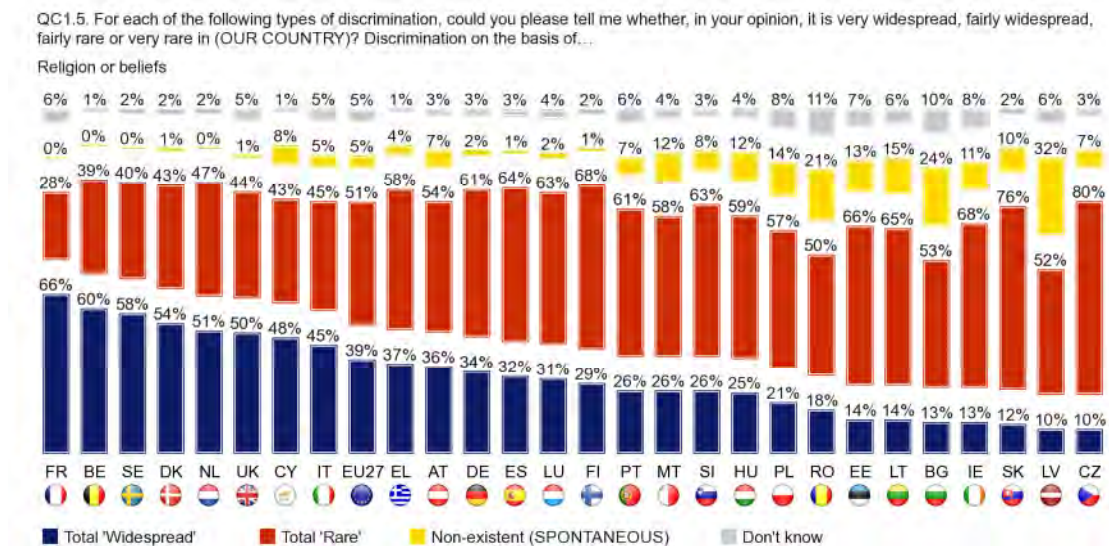
Finally, and unsurprisingly, the analyses show that in socio-demographic terms young Europeans (7.2) would be far more likely than any other group to feel comfortable if a person aged under 30 were appointed to the highest elected political position.

## 6. RELIGION/BELIEFS

### - Wide differences between countries -

**Discrimination on grounds of religion or beliefs is more commonly perceived as rare or non-existent than widespread:** 56% of Europeans think it is rare or non-existent (5% non-existent, 51% rare) and 39% that it is widespread. Five per cent "don't know"<sup>37</sup>.

However, **as in 2009, there are very wide differences between countries.** Discrimination based on religion or beliefs is seen as most widespread in France (66%), followed by Belgium (60%), Sweden (58%), Denmark (54%), the Netherlands (51%) and the UK (50%). The survey shows that belonging to a religious minority is an important factor here, with 54% of these Europeans indicating that discrimination on the grounds of religion/beliefs is widespread in their country.

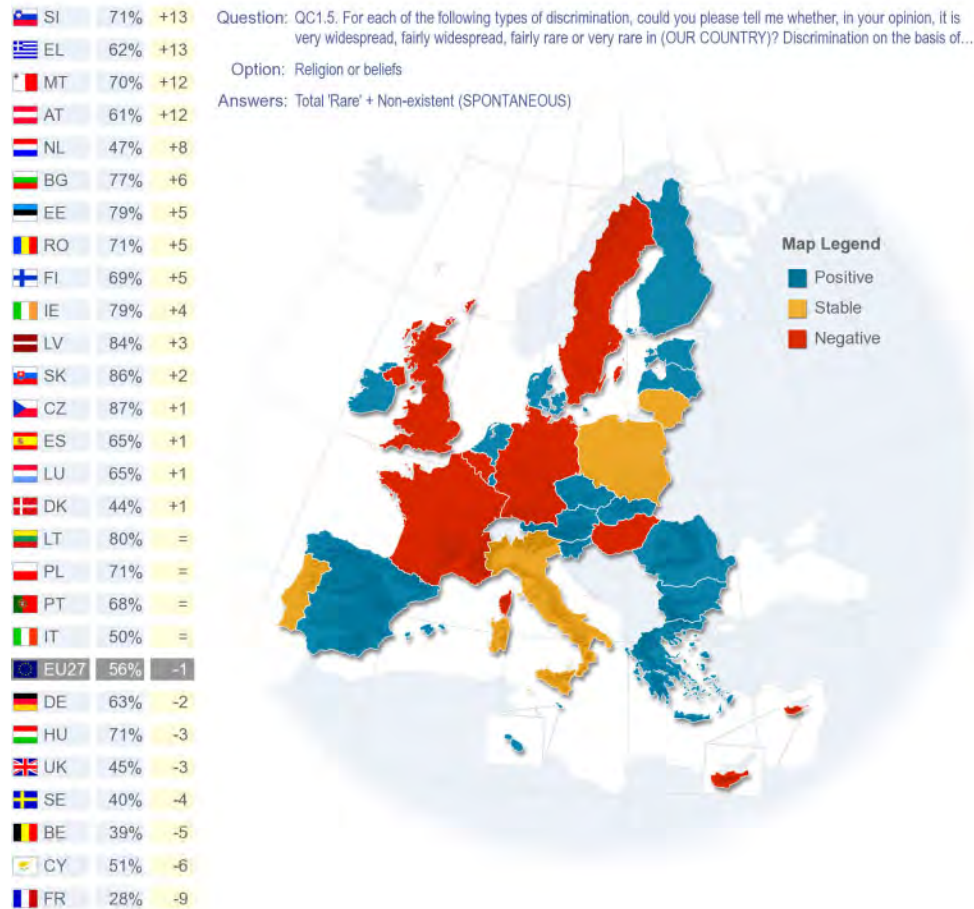


At the other extreme of the scale, less than 15% of respondents in the Czech Republic and Latvia (both 10%), Slovakia (12%), Ireland and Bulgaria (both 13%) and Lithuania and Estonia (both 14%) say that discrimination on the basis of religion/belief is widespread in their countries.

Again, a comparison of the 2012 results with those obtained in 2009 shows that **views have not evolved in the same direction throughout Europe.** In some countries, perceptions are more positive (more people now say discrimination is non-existent or rare), whereas in others the opposite trend is noted (fewer people now hold this opinion).

<sup>37</sup> QC1.5 For each of the following types of discrimination, could you please tell me whether, in your opinion, it is very widespread, fairly widespread, fairly rare or very rare in (OUR COUNTRY)? Discrimination on the basis of religion or beliefs.

Focusing firstly on the countries where the trend is positive, double-digit improvements can be found in Slovenia and Greece (both +13 percentage points), and in Malta and Austria (both +12). In five further countries improvements of at least 5 points are recorded: the Netherlands (+8), Bulgaria (+6), and Estonia, Romania and Finland (all +5).



Diff. 2012-2009

The most negative development has been recorded in France. Here only 28% now say that discrimination on the grounds of religion or beliefs is non-existent or rare (-9). There have also been large falls in Cyprus (-6) and Belgium (-5).

The socio-demographic and cultural factors that influence perceptions of discrimination on the grounds of religion/beliefs include:




- Belonging to a minority (self-defined);
- Having personally experienced or witnessed discrimination;
- Having a diverse social circle;
- Being young;
- Being to the left of the spectrum politically.

**- Sharp differences in the extent to which Europeans would feel comfortable if a person from a minority religion were appointed to their country's highest elected political position -**

In terms of comfort levels, an examination of the national results for 'religion/beliefs' again **reveals wide variations, with scores ranging from 4.0 in Cyprus to 8.4 in Ireland**<sup>38</sup>. The survey also reveals high comfort levels in Poland (8.0), while at the other extreme Cyprus is the only country where the average comfort level is below point 5 on the scale.

QC5.5 And using a scale from 1 to 10, please tell me how you would feel about having someone from each of the following categories in the highest elected political position in (OUR COUNTRY)? '1' means that you would feel "totally uncomfortable" and '10' that you would feel "totally comfortable".

A person from a different religion than the majority of the population

	Average	Diff. 2012-2009
 EU27	6.7	+0.2
 IE	8.4	+0.6
 PL	8.0	-0.1
 UK	7.7	+0.7
 ES	7.6	+0.5
 DK	7.3	+0.8
 LU	7.3	+1
 SI	7.2	+0.6
 SE	7.1	-0.1
 PT	7.0	+0.4
 RO	6.8	-0.2
 HU	6.6	-0.2
 NL	6.6	+0.4
 FR	6.4	-0.4
 EE	6.3	=
 LT	6.3	+0.5
 IT	6.2	+0.3
 SK	6.2	-0.9
 DE	6.1	+0.2
 BG	5.9	+0.6
 CZ	5.7	-0.1
 AT	5.6	+0.8
 MT	5.5	+0.9
 BE	5.4	=
 FI	5.4	-0.3
 LV	5.2	-0.4
 EL	5.1	+0.1
 CY	4.0	+0.3

<sup>38</sup> QC5.5 And using a scale from 1 to 10, please tell me how you would feel about having someone from each of the following categories in the highest elected political position in (OUR COUNTRY)? '1' means that you would feel "totally uncomfortable" and '10' means that you would feel "totally comfortable". A person from a different religion than the majority of the population.

The comparison with the 2009 results shows improvements in a large number of countries, particularly in Luxembourg (from 6.3 to 7.3). At the same time, comfort levels fell by almost just as much in Slovakia (from 7.1 to 6.2).

Finally, the analyses show that Europeans who believe discrimination on the grounds of religion/beliefs is rare would be more likely to feel comfortable with a person from a minority religion than those who feel discrimination on the grounds of religion/beliefs is widespread (6.9 vs. 6.5). Other socio-demographic and cultural factors that matter are:

- Having a diverse social circle;
- Longer period of full-time education;
- Being under 55;
- Being to the left of the spectrum politically.

## 7. DISABILITY

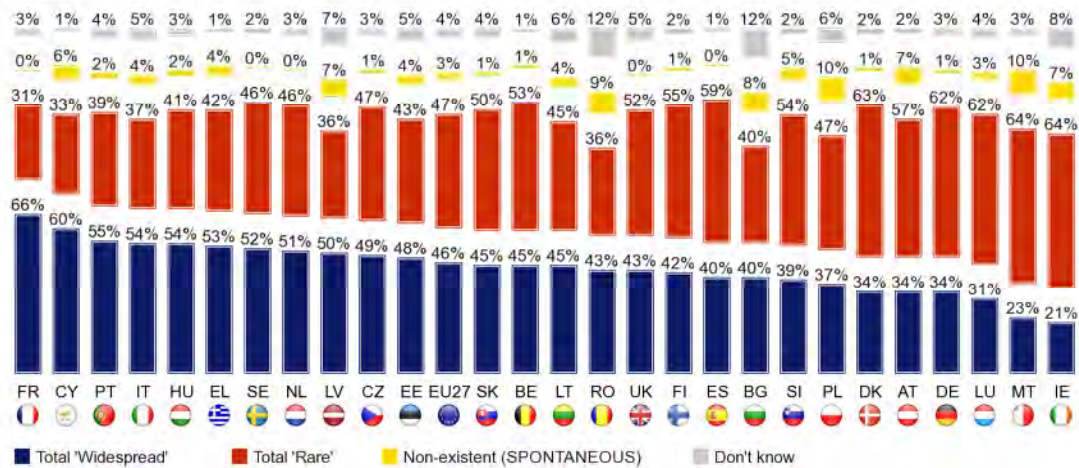
### - Perceptions of discrimination are now divided due to large national differences -

As we noted in Section II, more Europeans now consider discrimination on the grounds of disability to be rare or non-existent in their country (50%) than widespread (46%), whereas the opposite was found in 2009<sup>39</sup>.

This divide at EU level conceals large differences between Member States: more than three times as many respondents in France than in Ireland report that discrimination is widespread in their country (21% vs. 66%).

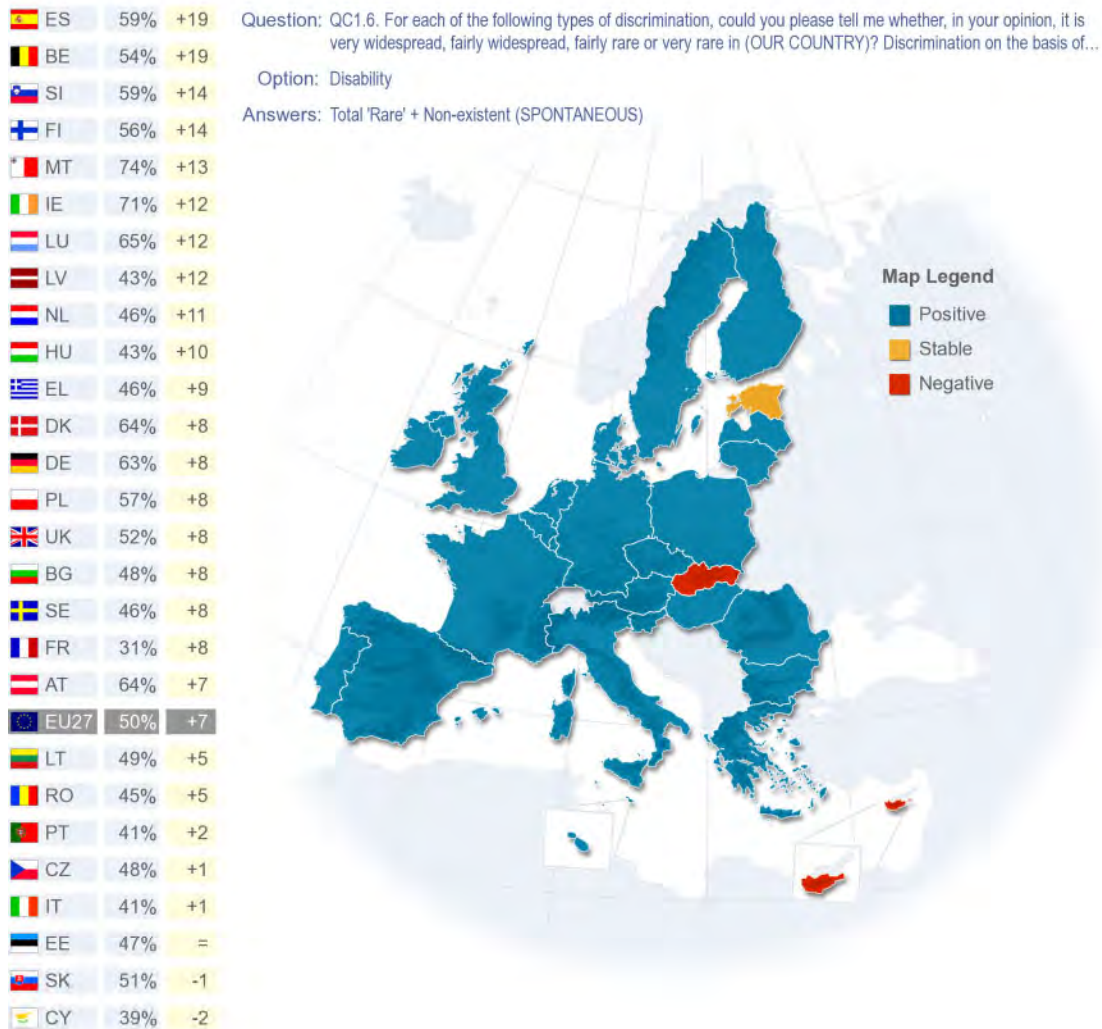
QC1.6. For each of the following types of discrimination, could you please tell me whether, in your opinion, it is very widespread, fairly widespread, fairly rare or very rare in (OUR COUNTRY)? Discrimination on the basis of...

#### Disability



Discrimination on this ground is most often regarded as widespread in France (66%), Cyprus (60%) and Portugal (55%). Comparisons with the 2009 results show that the proportion considering disability discrimination to be rare or non-existent rose significantly in Spain (from 40% to 59%) and in Belgium (from 35% to 54%).

<sup>39</sup> QC1.6 For each of the following types of discrimination, could you please tell me whether, in your opinion, it is very widespread, fairly widespread, fairly rare or very rare in (OUR COUNTRY)? Discrimination on the basis of disability.



Diff. 2012-2009

As the map above shows, most Member States have seen large increases in the proportions of citizens who believe that discrimination on the grounds of disability is rare or non-existent.

Further analyses show that being disabled is an important factor. Respondents with a disability are far more likely than average (64% vs. an EU average of 46%) to believe that discrimination on the grounds of disability is widespread in their country. Other socio-demographic and cultural factors that have an impact are:

- Having personally experienced or witnessed discrimination;
- Having disabled friends and having a diverse social circle in general;
- Being young;
- Being female;
- Being to the left of the spectrum politically.


















**- Although most Europeans would feel comfortable if a disabled person were in the highest elected political position, there are wide national variations -**

Again, comfort levels **vary widely, with scores ranging from 5.4 in the Czech Republic to 9.1 in Ireland**<sup>40</sup>. Very high comfort levels are also recorded in Denmark and Sweden (both 9.0). In fact in all countries, the average score is above point 5 on the scale.

The comparison with the 2009 results also shows improvements in many countries, most strikingly in Luxembourg (up from 7.5 to 8.7) and Portugal (from 5.9 to 7.1). The only two countries where comfort levels are now significantly lower are the Czech Republic (down from 6.4 to 5.4) and Slovakia (from 6.6 to 5.7).

QC5.6 And using a scale from 1 to 10, please tell me how you would feel about having someone from each of the following categories in the highest elected political position in (OUR COUNTRY)? '1' means that you would feel "totally uncomfortable" and '10' that you would feel "totally comfortable".

**A person with a disability**

	Average	Diff. 2012-2009
 EU27	7.7	+0.3
 IE	9.1	+0.4
 DK	9.0	+0.4
 SE	9.0	+0.2
 LU	8.7	+1.2
 UK	8.6	+0.3
 PL	8.3	-0.2
 MT	8.2	+0.7
 ES	8.1	+0.8
 FR	8.1	+0.1
 NL	7.9	=
 BE	7.6	+0.3
 DE	7.6	+0.5
 EL	7.6	+0.2
 CY	7.2	+0.3
 IT	7.1	+0.3
 PT	7.1	+1.2
 SI	7.0	+0.6
 AT	6.9	+0.4
 LT	6.8	+0.9
 BG	6.4	+0.8
 LV	6.4	=
 EE	6.1	+0.1
 FI	6.1	-0.1
 HU	5.8	+0.2
 RO	5.8	=
 SK	5.7	-0.9
 CZ	5.4	-1

<sup>40</sup> QC5.6 And using a scale from 1 to 10, please tell me how you would feel about having someone from each of the following categories in the highest elected political position in (OUR COUNTRY)? '1' means that you would feel "totally uncomfortable" and '10' means that you would feel "totally comfortable". A person with a disability.

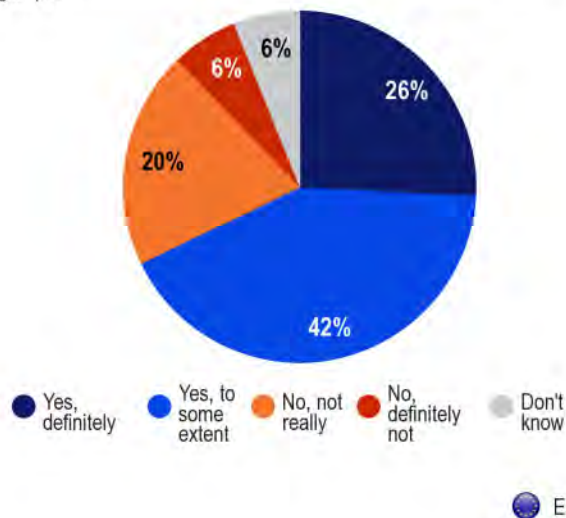
Finally, the analyses show that having a diverse social circle and education are important explanatory factors behind differences in comfort levels.

The 2012 survey also includes a new question that measures to what extent Europeans consider that, where there is little or no accessibility to goods and services for people with disabilities and older people, this constitutes a form of discrimination<sup>41</sup>.

**- Majority of Europeans view limited accessibility as a form of discrimination -**

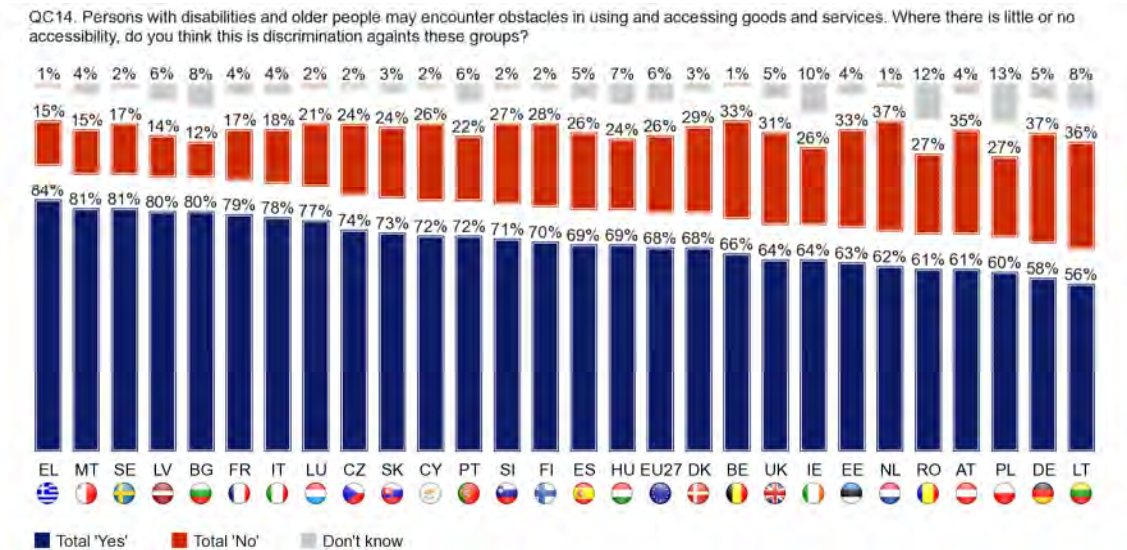
Limited accessibility is "definitely" (26%) or "to some extent" (42%) seen as discrimination against people with disabilities and older people by close to seven out of ten Europeans (68%). Conversely, two Europeans in ten (20%) say that limited accessibility is "not really" a form of discrimination, and a further 6% say it is "definitely not" a form of discrimination. Six per cent of respondents answered that they "don't know".

QC14. Persons with disabilities and older people may encounter obstacles in using and accessing goods and services. Where there is little or no accessibility, do you think this is discrimination against these groups?



<sup>41</sup> QC14: Persons with disabilities and older people may encounter obstacles in using and accessing goods and services. Where there is little or no accessibility, do you think that this is discrimination against these groups?

The national analyses show that in all the European Union Member States, an absolute majority of respondents consider limited accessibility as a form of discrimination. Nevertheless, there are wide national variations. Respondents in Greece are most likely to consider it as discrimination (84%), followed by respondents in Malta and Sweden (both 81%), and Latvia and Bulgaria (both 80%).



Furthermore, the analyses show that persons with disabilities are somewhat more likely than average (74%) to consider limited accessibility as discrimination. Having friends or acquaintances with disabilities (72%) also makes people more sensitive to the issue as does having a diverse social circle in general. But overall, the opinion that limited or no accessibility amounts to discrimination is the majority view in all categories.

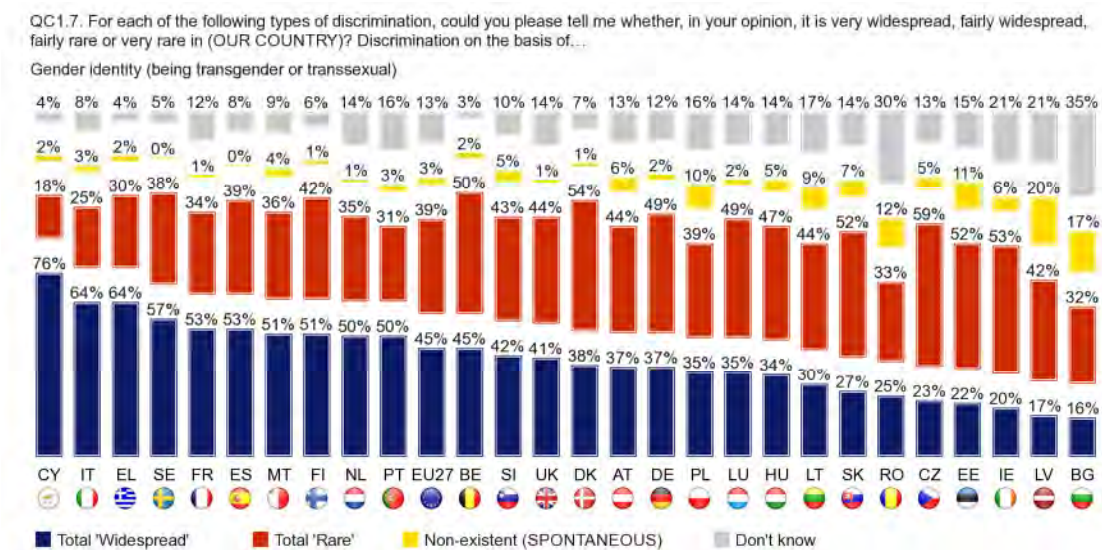
## 8. GENDER IDENTITY

The final ground for discrimination that we analyse here is gender identity: that is, discrimination on the grounds of being transgender or transsexual. It is the first time that the survey has measured European views on this particular ground of discrimination.

### - Similar views as for discrimination on the grounds of sexual orientation -

Chapter 3 of this section addressed European perceptions of discrimination on the grounds of sexual orientation. Overall, views of discrimination based on gender identity are very similar. The main difference is that gender identity is an issue with which Europeans seem to be less familiar: 13% have no opinion about the prevalence of discrimination on the basis of gender identity, compared to 8% for discrimination on the basis of sexual orientation. Apart from this distinction, **public opinion is similarly divided**<sup>42</sup>: 45% of Europeans believe discrimination on the grounds of gender identity is widespread and 42% believe it is rare or non-existent.

As with sexual orientation, this divide is most evident when we compare the national results: Europeans in Cyprus (76%), Greece (64%) and Italy (64%) are most likely to say that discrimination on grounds of gender identity is widespread. Again, in several countries where increasing harassment against people from sexual minorities is a problem, respondents also consider discrimination on the grounds of sexual identity to be widespread. Thus, this view is also expressed by a majority in Sweden (57%), France (53%), Finland (51%), Malta (51%), and the Netherlands (50%). The lowest level of perceived prevalence is again recorded in Bulgaria (16%), where 35% have no opinion. A high proportion of "don't know" responses is also found in Romania (30%).



<sup>42</sup> QC1.7 For each of the following types of discrimination, could you please tell me whether, in your opinion, it is very widespread, fairly widespread, fairly rare or very rare in (OUR COUNTRY)? Discrimination on the basis of gender identity (being transgender or transsexual).

The survey thus further highlights the fact that **views differ considerably across Europe and that this is in part due to cultural factors**. However, it should be noted that very few respondents say that they have transgender or transsexual friends or acquaintances, ranging from just 2% in Poland to 13% in the UK. Other countries where double-digit figures can be found are Luxembourg (12%), and Spain, Italy and Sweden (all 10%).

Europeans with transgender or transsexual friends or acquaintances are considerably more likely to believe that discrimination on the grounds of gender identity is widespread (61%) than the large majority without transgender or transsexual friends or acquaintances (45%). Also Europeans with gay, lesbian or bisexual friends or acquaintances (54%) are more inclined to believe that discrimination on the grounds of gender identity is widespread than those without gay, lesbian or bisexual friends or acquaintances (38%). Furthermore, belonging to a sexual minority is also an important factor (58% of Europeans who say that they belong to this category think that discrimination is widespread).

Other influential socio-demographic and cultural factors include:





























- Having personally experienced or witnessed discrimination;
- Being young;
- Being to the left of the spectrum politically.

### - Large national differences in comfort levels -

There are wide national variations in the extent to which people would feel comfortable if a transgender or transsexual person were appointed to the highest elected political position in their country<sup>43</sup>.

QC5.8 And using a scale from 1 to 10, please tell me how you would feel about having someone from each of the following categories in the highest elected political position in (OUR COUNTRY)? '1' means that you would feel "totally uncomfortable" and '10' that you would feel "totally comfortable".

#### A transgender or transsexual person

Average	
	EU27 5,7
	DK 7,6
	SE 7,4
	LU 7,2
	IE 7,1
	ES 7,1
	UK 7,1
	NL 6,5
	BE 6,2
	PL 5,6
	PT 5,5
	FR 5,4
	IT 5,4
	SI 5,4
	DE 5,3
	MT 5,1
	AT 4,8
	EE 4,3
	CZ 4,2
	FI 3,9
	HU 3,8
	EL 3,7
	LT 3,7
	BG 3,4
	RO 3,4
	CY 3,0
	SK 3,0
	LV 2,8

<sup>43</sup> QC5.8 And using a scale from 1 to 10, please tell me how you would feel about having someone from each of the following categories in the highest elected political position in (OUR COUNTRY)? '1' means that you would feel "totally uncomfortable" and '10' means that you would feel "totally comfortable". A transgender or transsexual person.

As in the case of sexual orientation, comfort levels are highest in Denmark (7.6), Sweden (7.4) and Luxembourg (7.2) and lowest in Latvia (2.8) and Slovakia (3.0). In this instance Cyprus (3.0) also features at the bottom of the ranking.

Although the numbers are small<sup>44</sup>, requiring a careful approach in the analyses, it once again appears that **having transgender or transsexual friends or acquaintances plays a part in influencing the comfort level of respondents**. The average comfort level among Europeans with transgender or transsexual people in their social circle is 7.5, much higher than for those without transgender or transsexual friends or acquaintances (5.5). Belonging to a sexual minority is also an important factor (comfort score is 6.6 vs. EU average of 5.7). The socio-demographic factors influencing these results include:

- Longer time spent in full-time education;
- Being to the left of the spectrum politically;
- Being under age 55;
- Being female.

---

<sup>44</sup> On average, 7% of those surveyed report having transgender or transsexual friends.

## IV. EXPERIENCE OF DISCRIMINATION AND KNOWLEDGE OF THE LAW

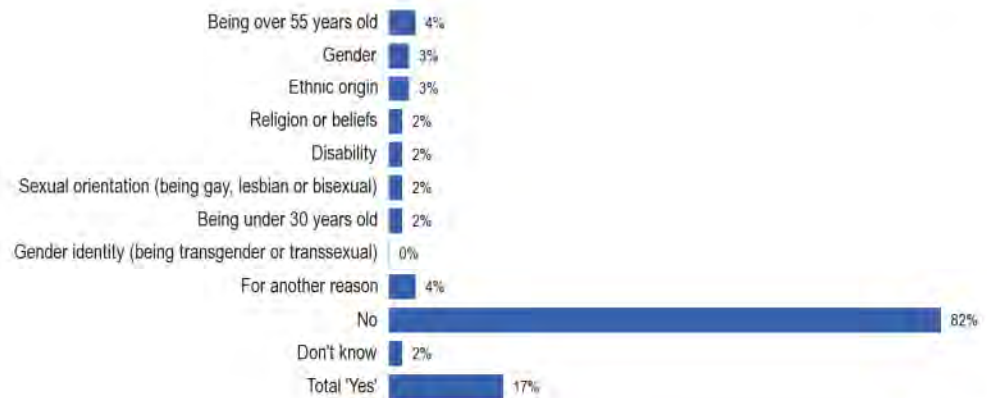
Thus far we have seen evidence of the perceived extent of discrimination in the European Union. Despite some improvements since 2009, the proportions answering that discrimination is widespread remain substantial. In this section we look at the extent to which Europeans have personally experienced discrimination and have witnessed or heard of someone suffering discrimination or harassment. The section also reports on Europeans' knowledge of their rights should they become the victim of discrimination.

### 1. PERSONAL EXPERIENCE OF DISCRIMINATION

#### - One European in six reports experiencing discrimination in the last year -

In the course of the 12 months leading up to the survey, 17% of Europeans report that they had personally felt discriminated against or harassed on the basis of one or more of the grounds under consideration here: ethnic origin, gender, sexual orientation, being over 55 years old, being under 30 years old, religion or beliefs, disability and gender identity<sup>45</sup>. This 17% consists of 13% who had experienced discrimination on the basis of one ground and 4% who felt discriminated against on multiple grounds. More than eight out of ten Europeans (82%) say that they have not experienced discrimination in the year prior to this survey.

QC2. In the past 12 months have you personally felt discriminated against or harassed on the basis of one or more of the following grounds? Please tell me all that apply.



EU27

<sup>45</sup> QC2 In the past 12 months have you personally felt discriminated against or harassed on the basis of one or more of the following grounds? Please tell me all that apply. (MULTIPLE ANSWERS POSSIBLE)



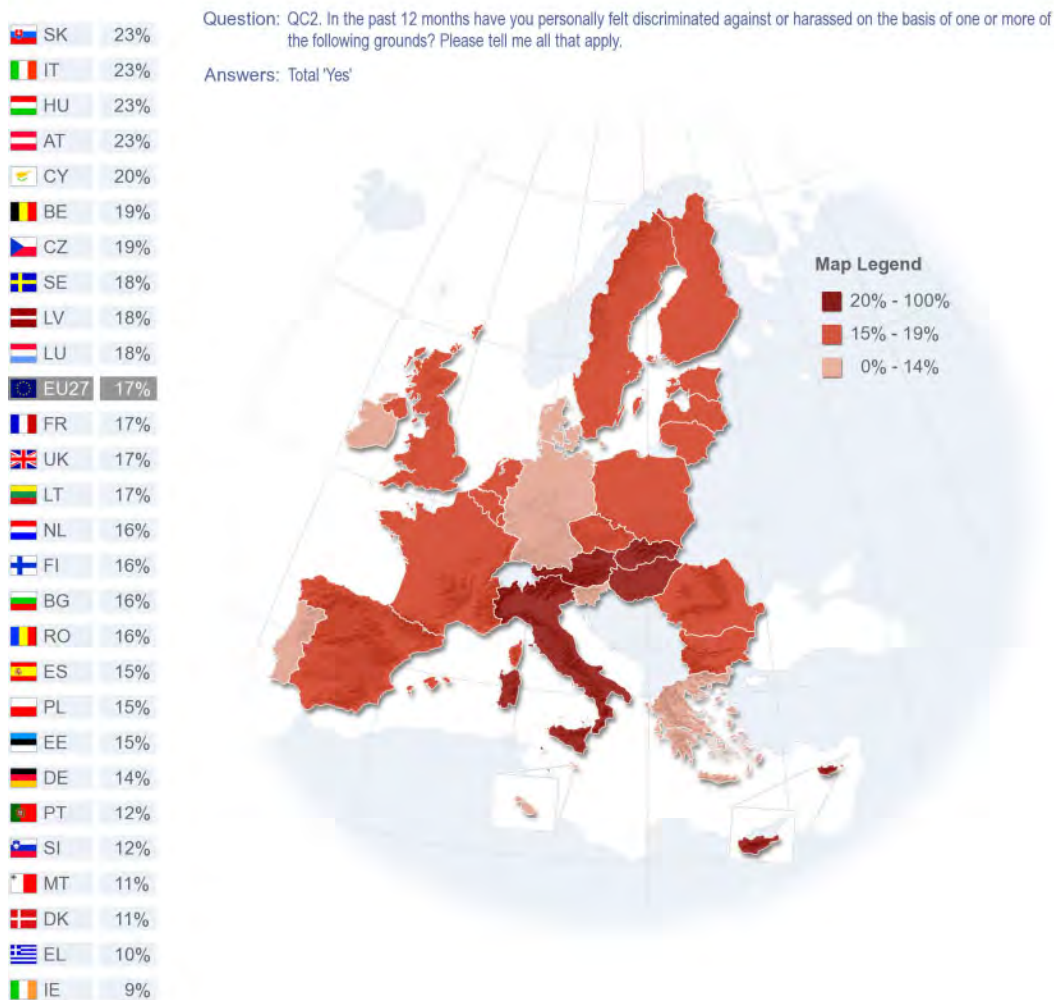
**As the graphic above shows,** 4% of respondents say they have experienced **discrimination** on the grounds of **being over 55 years old** over the course of the past year. This is followed by discrimination on the grounds of gender and ethnic origin, experienced by 3%<sup>46</sup>.

**Overall, the levels of discrimination experienced are very similar to those reported in 2009, when 16% of EU citizens reported to have personally experienced discrimination.** Specifically, the proportion of experienced discrimination reported on the grounds of religion or beliefs and sexual orientation has increased from 1% in 2009 to 2% in 2012. For the grounds of disability (2%), ethnic origin (3%) and gender (3%) this proportion has remained stable since 2009. In 2009, respondents were interviewed about discrimination on the grounds of age, with no distinction: at that time, 6% felt that they had experienced discrimination on this basis, whereas in this Eurobarometer, 4% reported discrimination on the basis of being more than 55 years old, and 2% on the basis of being under 30 years old.

The national scores **are highest in Italy, Hungary, Austria and Slovakia, where close to a quarter of respondents (23% in all four countries) say they have personally experienced discrimination.** The lowest levels are found in Ireland (9%) and Greece (10%).

---

<sup>46</sup> A further 4% indicate that they have experienced discrimination on grounds other than the eight specified in the survey.



National variations are generally rather moderate for each of the eight different grounds of discrimination. Personal experience of discrimination on the basis of **being over 55 years old** is most widespread in Slovakia (10%), with the Czech Republic following at 9%. Discrimination on the basis of ethnic origin was most widely reported in Luxembourg (6%), while discrimination on the basis of gender was most likely to be reported in Hungary and Austria (both 6%).

We next examine which groups in society are most likely to report personal experience of discrimination.

First and foremost, discrimination is experienced much more often among self-defined members of a particular minority on the grounds of that minority classification. **In particular, the survey shows that Europeans with a disability, those who say they are part of a sexual minority and those who identify with an ethnic minority are more likely to report having been the victim of discrimination.**

While on average 3% of Europeans reported feeling discriminated against on grounds of ethnic origin, this figure rises to 27% for Europeans who say that they belong to an ethnic minority group. Similarly, discrimination on the grounds of sexual orientation has been experienced by 28% of Europeans who say that they belong to a minority sexual group and 28% of Europeans with a disability say they have experienced discrimination on the grounds of disability. The reported rate for discrimination on the grounds of religion for Europeans who say they belong to a religious minority is 13%, which again is much higher than the average level of discrimination experienced on these grounds (2%)<sup>47</sup>.

**QC2 In the past 12 months have you personally felt discriminated against or harassed on the basis of one or more of the following grounds? Please tell me all that apply.**

	Total 'Yes'
EU27	17%
<b>Considers oneself as belonging to a minority</b>	
Ethnic	42%
Religious	41%
Sexual	56%
Disability	46%
Other	43%
None	13%

Socio-demographic information also suggests that 8% of Europeans aged 55 and over have experienced discrimination on the grounds of their "old" age, 5% of Europeans aged 15-24 have experienced discrimination because of their relative youth, and women are more likely to report gender discrimination than men (5% vs. 2%).

In addition, there is a relationship between personal experience of discrimination and the extent to which discrimination is perceived to be widespread. This relationship goes both ways:

- On the one hand, Europeans who believe discrimination is widespread more often report having been a victim of discrimination. This holds for all eight grounds;
- On the other hand, as we have already seen, Europeans who have experienced discrimination are more likely to believe discrimination is widespread than those who have not.

<sup>47</sup> Question SD2, which measures "self-definition" as belonging to a minority, does not include options for "age"

## 2. "THIRD-PARTY DISCRIMINATION": WITNESSING OR HEARING OF SOMEONE EXPERIENCING DISCRIMINATION OR HARASSMENT

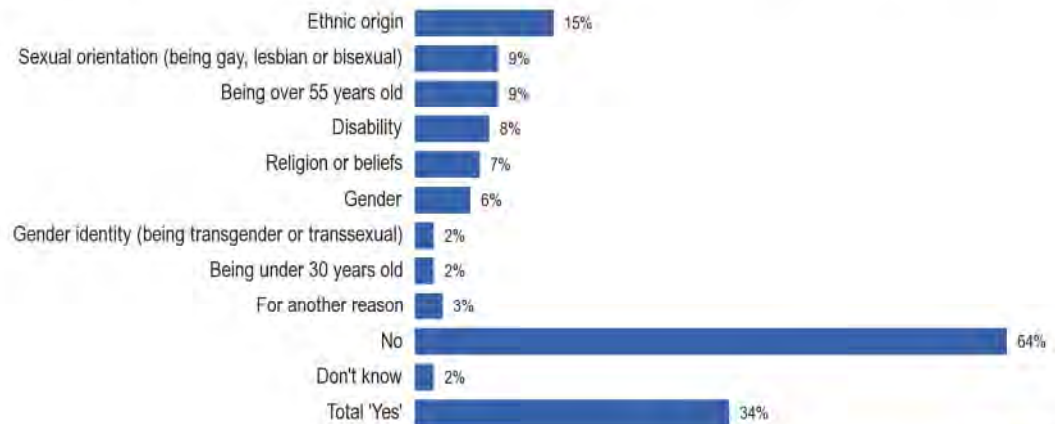
### - Just above a third of Europeans have witnessed or heard of someone experiencing discrimination or harassment in the past year -

An alternative measure of the extent of discrimination is to ask respondents whether they have witnessed or heard of acts of discrimination or harassment. This measure also covers the eight different grounds<sup>48</sup>.

**In total, just above a third (34%) of Europeans have witnessed discrimination or harassment, or have heard of this happening to someone, in the preceding 12 months.**

**The ranking of grounds for personal experience of discrimination and having witnessed or heard of it is different.** For third-party incidents, **ethnic origin is the most common ground: 15% of respondents have witnessed or heard of this type of discrimination or harassment.** Being over 55 years old and sexual orientation come second with 9% having witnessed or heard of each type.

QC3. In the past 12 months, have you witnessed or heard of someone being discriminated against or harassed on the basis of one or more of the following grounds? Please tell me all that apply.



EU27

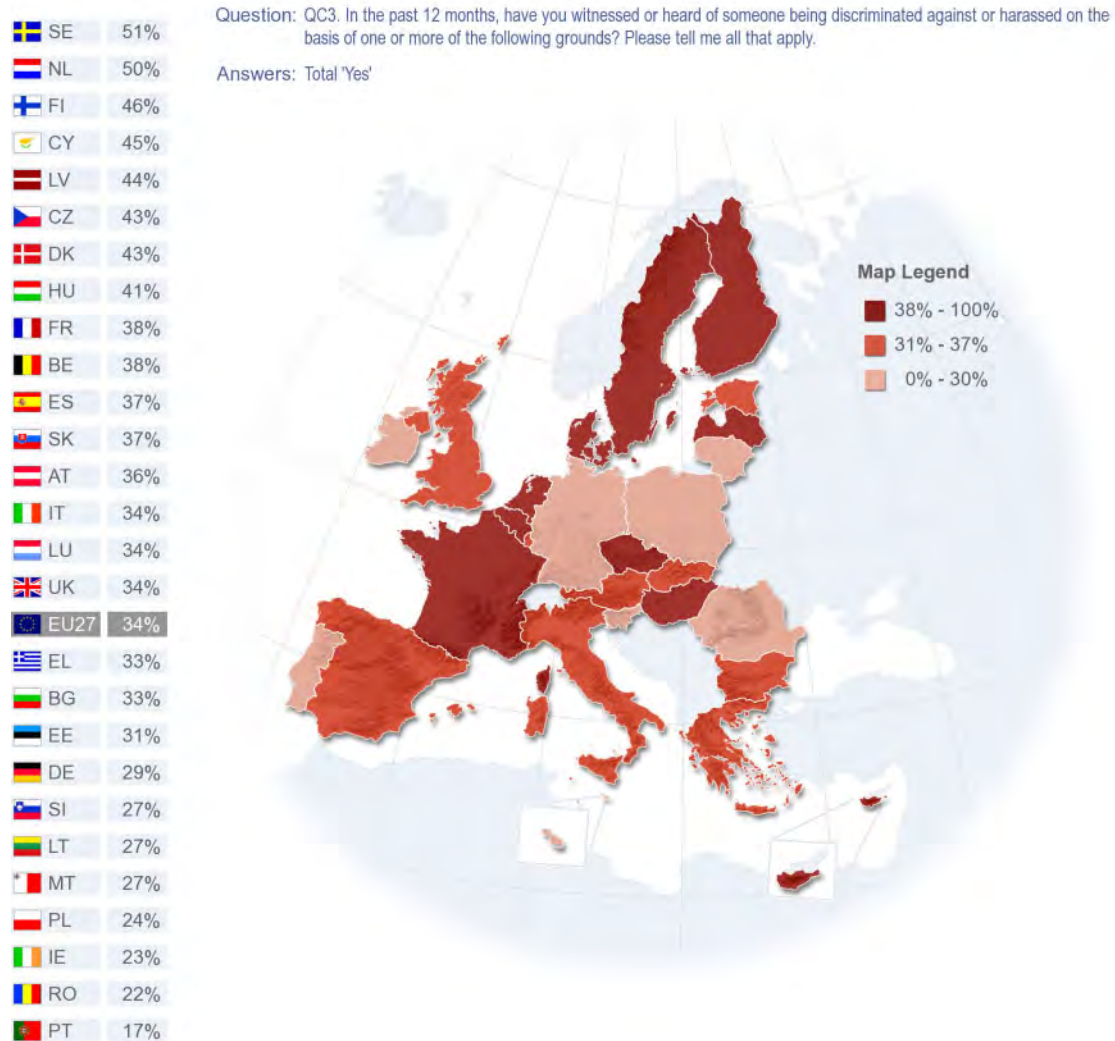
and gender. Due to small sample sizes these figures need to be interpreted with caution.

<sup>48</sup> QC3 In the past 12 months, have you witnessed or heard of someone being discriminated against or harassed on the basis of one or more of the following grounds? Please tell me all that apply.

In previous surveys, the question did not include the "hearsay" element, which explains why figures are now higher (in 2009, 26% reported personally witnessing discrimination or harassment). Due to this change, comparisons with earlier results are not possible.

### - Large national variations -

The highest overall reporting levels are recorded in Sweden (51%) and the Netherlands (50%) where half the respondents say that they have witnessed or heard of third-party discrimination over the last 12 months. At the opposite end of the scale, less than a quarter of Europeans in Portugal (17%), Romania (22%), Ireland (23%) and Poland (24%) have witnessed or heard of discrimination or harassment in the past 12 months.



QC3 In the past 12 months, have you witnessed or heard of someone being discriminated against or harassed on the basis of one or more of the following grounds? Please tell me all that apply.

	Ethnic origin	Sexual orientation (being gay, lesbian or bisexual)	Being over 55 years old	Disability	Religion or beliefs	Gender	Being under 30 years old	Gender identity (being transgender or transsexual)	For another reason
EU27	15%	9%	9%	8%	7%	6%	2%	2%	3%
SE	31%	19%	14%	17%	21%	19%	6%	8%	7%
NL	23%	19%	15%	12%	14%	6%	2%	3%	4%
FI	22%	14%	16%	9%	9%	7%	2%	4%	7%
CY	27%	8%	14%	11%	8%	6%	4%	2%	4%
LV	11%	7%	25%	13%	2%	5%	6%	1%	0%
CZ	13%	3%	27%	12%	0%	7%	3%	1%	1%
DK	26%	17%	11%	10%	18%	6%	2%	4%	3%
HU	19%	4%	20%	7%	5%	7%	4%	0%	1%
BE	17%	12%	7%	7%	12%	4%	3%	2%	4%
FR	20%	9%	9%	10%	11%	6%	3%	2%	4%
ES	20%	11%	10%	6%	6%	9%	2%	4%	4%
SK	13%	3%	23%	10%	1%	9%	3%	1%	4%
AT	14%	10%	13%	11%	10%	8%	4%	3%	3%
IT	10%	15%	7%	7%	2%	7%	2%	3%	2%
LU	19%	6%	5%	6%	5%	3%	2%	3%	8%
UK	18%	11%	4%	9%	10%	6%	3%	3%	2%
BG	12%	2%	19%	9%	2%	3%	2%	0%	2%
EL	25%	6%	5%	6%	2%	3%	1%	1%	0%
EE	10%	4%	14%	10%	4%	5%	2%	1%	3%
DE	13%	7%	6%	8%	8%	4%	1%	2%	4%
LT	5%	4%	10%	8%	2%	5%	3%	1%	6%
MT	12%	10%	4%	2%	3%	6%	0%	4%	4%
SI	8%	6%	8%	5%	6%	4%	2%	2%	6%
PL	4%	5%	10%	6%	3%	6%	2%	2%	3%
IE	13%	5%	4%	3%	3%	3%	1%	1%	3%
RO	9%	4%	9%	6%	3%	5%	1%	2%	2%
PT	6%	4%	6%	4%	2%	2%	1%	1%	2%

**Highest percentage per country**
*Lowest percentage per country*

Highest percentage per item	Lowest percentage per item
-----------------------------	----------------------------

We now turn to national variations for the three most widely reported grounds of third-party discrimination.

As the table above shows, incidents of discrimination on the grounds of **ethnic origin** are most widely reported in Sweden (31%), followed by Cyprus (27%), Denmark (26%) and Greece (25%). At the other extreme we find that third-party discrimination on the grounds of ethnic origin stands at only 4% in Poland, 5% in Lithuania and 6% in Portugal.

Sweden and the Netherlands top the list for third-party discrimination on the grounds of **sexual orientation** (19%), whereas this figure is lowest in Bulgaria (2%) and the Czech Republic and Slovakia (both 3%).

Conversely, the Czech Republic (27%) tops the ranking on the basis of **being over 55 years old**. (This is almost the only ground on which Sweden does not rank in first place, along with unspecified discrimination "for another reason"). This type of third-party discrimination is also widespread in Latvia (25%) and Slovakia (23%).

**- Several factors influence witnessing or hearing of discrimination -**

We can distinguish between four factors that influence reporting levels:

- **Membership of certain socio-demographic groups;**
- **Membership of a minority** (self-defined);
- **Personal experience** of discrimination;
- **Social contacts** with people from minority groups.

Europeans from the following socio-demographic categories are more likely to report having witnessed or heard of someone experiencing discrimination:

- **Younger people:** levels decrease with age, being reported by 45% of 15-24 year old Europeans but by only 16% of those aged 75+.
- **Respondents who spent more time in full-time education:** 42% of Europeans who remained in education until the age of 20 or above report third-party discrimination, compared to 23% of those who left school at 15 or earlier.
- **Urban residents:** reported third-party discrimination is higher among Europeans who live in urban areas (39%) than among those living in rural areas (31%).
- **Respondents to the left of the political spectrum:** Europeans to the left of the political spectrum (42%) are more likely to report witnessing/hearing of discrimination than those in the centre (33%) or to the right (32%).

QC3 In the past 12 months, have you witnessed or heard of someone being discriminated against or harassed on the basis of one or more of the following grounds? Please tell me all that apply.

	Total 'Yes'
EU27	34%
<b>Age</b>	
15-24	45%
25-34	40%
35-44	37%
45-54	35%
55-64	29%
65-74	24%
75+	16%
<b>Education (End of)</b>	
15-	23%
16-19	32%
20+	42%
Still studying	46%
<b>Subjective urbanisation</b>	
Rural village	31%
Small/ Mid-size town	33%
Large town	39%
<b>Left-Right scale</b>	
(1-4) Left	42%
(5-6) Centre	33%
(7-10) Right	32%



As we have seen in the first section of this report, all these groups are more likely to have diverse social circles, which, as the table below shows, is a factor influencing witnessing or hearing of discrimination.

Reported level of third-party discrimination on the grounds of ...	Total % Yes	BY SD1. HAVING FRIENDS/ACQUAINTANCES WHO ARE...			
		Of different ethnic origin	Roma	Of different sexual orientation	Disabled
Ethnic origin	15%	21%	21%		
Sexual orientation	9%			16%	
Disability	8%				11%

Like the personal experience of discrimination, **witnessing or hearing of discrimination against someone belonging to a minority group is much more commonly reported by Europeans who define themselves as belonging to that minority**. In other words, 37% of Europeans who say they belong to an ethnic minority witness discrimination on the grounds of ethnic origin or hear of it happening more than average; and the same mechanism applies to 38% of those who belong to a sexual orientation minority and 26% of Europeans with a disability. Europeans who say they belong to a religious minority are also more than twice as likely as average to report witnessing or hearing of discrimination on the grounds of religion or beliefs (18% vs. 7%).

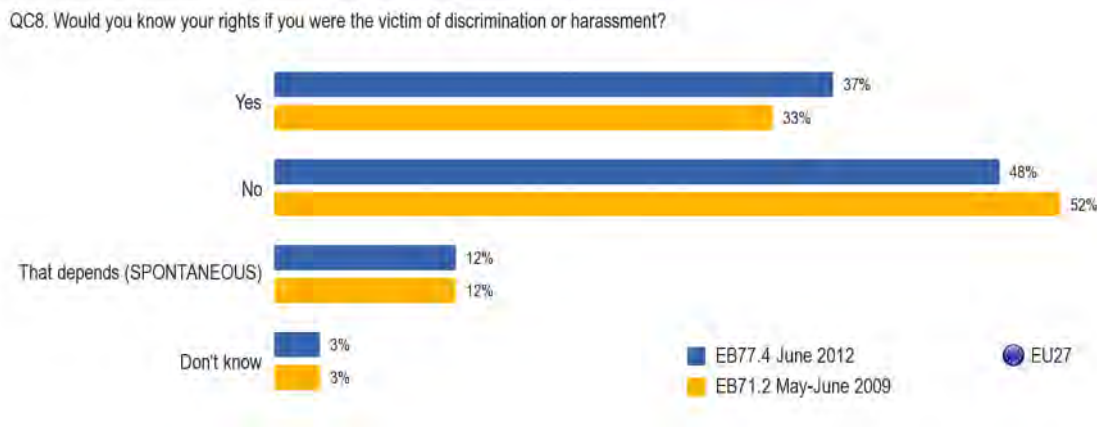
There also is a **very strong correlation with the personal experience of discrimination**: witnessing or hearing of discrimination is reported by 26% of respondents who had no personal experience of discrimination in the period in question, but by 73% of Europeans who had been discriminated against on one ground and 78% of those who had experienced discrimination on multiple grounds in the 12 months before the survey.

### 3. KNOWLEDGE OF VICTIMS' RIGHTS IN THE EVENT OF DISCRIMINATION

Next we examine the extent to which Europeans are aware of their rights in the event of discrimination and harassment.

#### - Close to four in ten Europeans would know their rights -

The results of this Eurobarometer reveal that close to four in ten Europeans (37%) would know their rights should they fall victim to discrimination or harassment. Compared with May 2009, more Europeans now appear to be aware of their rights (+4 percentage points)<sup>49</sup>. However, close to half the respondents would not know their rights if they were victims of discrimination or harassment (48%, -4).

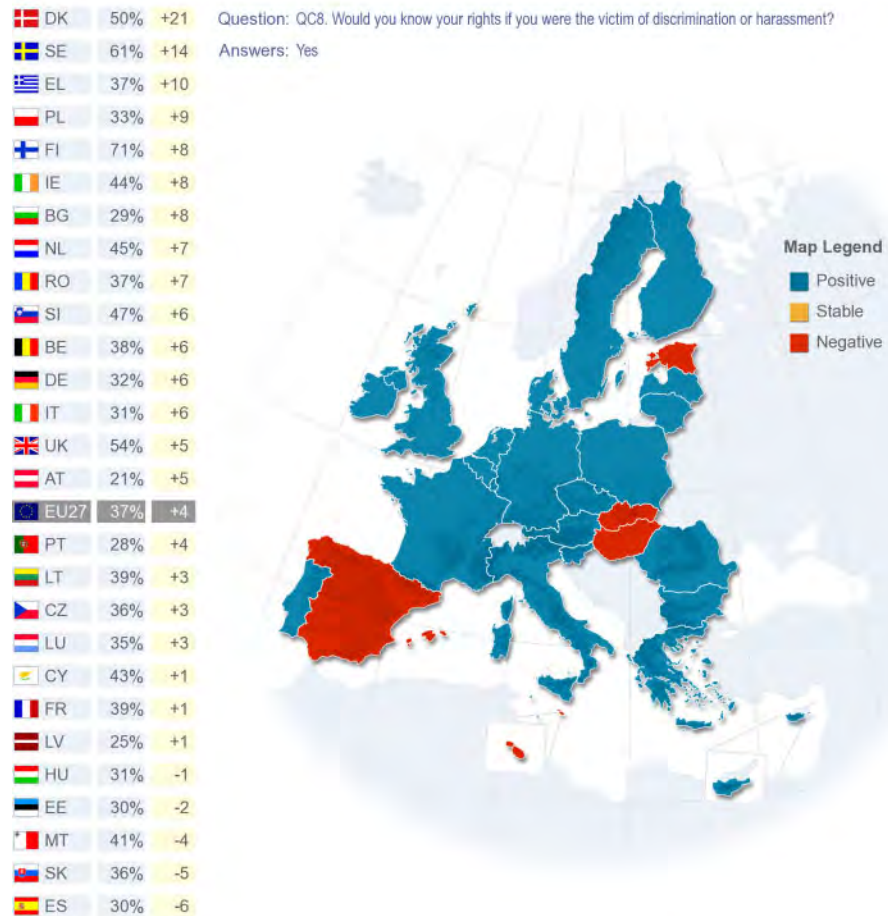


However, once again, **the European average conceals wide national differences in awareness.** Knowledge of victims' rights is most widespread in Finland (71%), Sweden (61%), the UK (54%) and Denmark (50%). As in 2009, fewest respondents know their rights in Austria (21%).

<sup>49</sup> QC8 Would you know your rights if you were the victim of discrimination or harassment?

It should be noted that the question wording has been amended from "Do you know your rights" to "Would you know your rights". This may partly explain the evolution since 2009.

The map below shows how the results have changed since 2009. The largest increases in reported knowledge of these rights are observed in Denmark (+21 percentage points), Sweden (+14) and Greece (+10). However, 5-point falls or more are measured in Slovakia (-5) and Spain (-6).



Diff. 2012-2009

### - Awareness levels not much higher among minority respondents -

The survey reveals that Europeans who define themselves as members of a minority are only slightly more likely to be aware of their rights than other groups. Respondents with a disability are actually less aware of their rights than average<sup>50</sup>.

QC8 Would you know your rights if you were the victim of discrimination or harassment?	Total %	SD2. EUROPEANS WHO DEFINE THEMSELVES AS BELONGING TO ...					
		Ethnic minority	Religious minority	Sexual minority	Minority in terms of disability	Other	None
Yes	37%	43%	40%	44%	34%	41%	38%
No	48%	43%	43%	43%	52%	45%	48%

### - Previous experience of discrimination does not increase awareness -

As already noted at the time of the 2009 survey, previous experience of discrimination or harassment does not appear to influence people's awareness levels. The 2012 results confirm this finding.

QC8. Would you know your rights if you were the victim of discrimination or harassment	Total % Yes	QC2. BY EXPERIENCE OF DISCRIMINATION LAST 12 MONTHS		
		NO	SINGLE GROUND	MULTIPLE GROUNDS*
Yes	37%	38%	36%	39%
No	48%	48%	48%	45%

\* Caution: small bases.

### - Socio-demographic factors produce larger differences -

**Awareness levels are more influenced by age, the length of education and subjective urbanisation.** As in 2009, levels of awareness rise the longer a respondent has spent in education, from 25% among Europeans who left school aged 15 or younger to 49% of those who left full-time education aged 20 or older. Age is also an important factor: knowledge declines with age, especially for respondents aged 55 and over (it gradually falls from 42% in the 15-24 age group, 41% in the 25-34 bracket, 40% for 35-54 year olds, 37% in the 55-64 age group and 31% among those aged 65-74 down to 24% for Europeans aged 75 and over). The analyses also show that awareness levels are significantly higher in urban areas (45%) than in rural areas (33%).

<sup>50</sup> These findings are only indicative due to the small proportion of self-defined members of minorities interviewed.

#### 4. WHERE WOULD EUROPEANS PREFER TO REPORT HARASSMENT OR DISCRIMINATION?

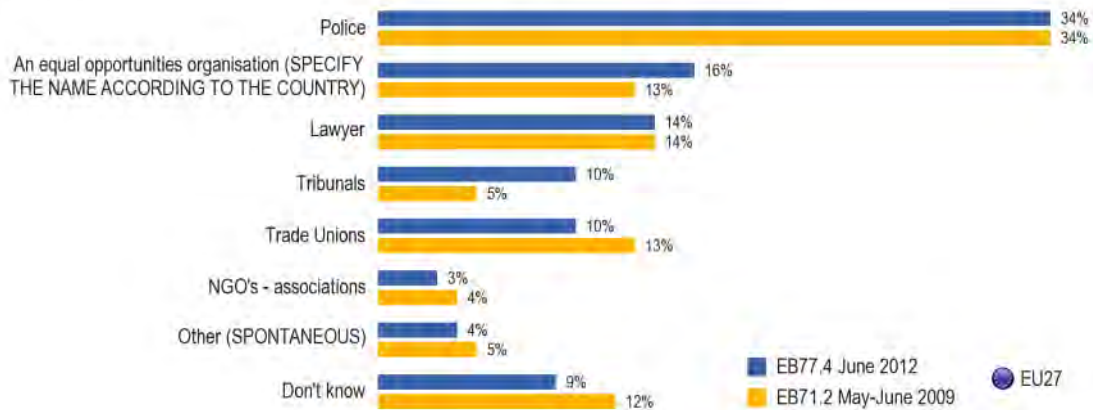
In this section, we examine where Europeans would prefer to report their case if they were victims of harassment or discrimination.

##### - Europeans prefer to report their case to the police -

The survey reveals that if they were victim of discrimination or harassment, Europeans would prefer to report their case to the police (34%). Other possibilities included in the survey are mentioned far less frequently; 16% of respondents would go to an equal opportunities organisation, 14% to a lawyer and 10% to trade unions or tribunals. Around one respondent in ten (9%) would not know where to turn<sup>51</sup>.

Overall, the results are similar to those obtained in May 2009, although tribunals are now mentioned much more often (the number who would contact them has doubled from 5% in 2009 to 10% in 2012). Conversely, trade unions have lost ground (-3).

QC12. If you were the victim of discrimination or harassment, to whom would you prefer to report your case?































##### - Important variations between countries -

An examination of the national results reveals a diverse pattern of preferences, although **the police are most likely to be mentioned in nearly all countries**, led by Spain (43%) and Slovakia (42%). The exceptions are Sweden (15%), Austria (19%), Bulgaria (21%), Denmark (22%) and Finland (31%). In Sweden (42%) and Bulgaria (30%) equal opportunity organisations are chosen most frequently whereas in Denmark (51%) and Finland (32%) respondents are most likely to mention trade unions. Austria is the only country where respondents would prefer to turn to a lawyer in the event of discrimination (22%).

<sup>51</sup> QC12 If you were the victim of discrimination or harassment, to whom would you prefer to report your case?

## QC12 If you were the victim of discrimination or harassment, to whom would you prefer to report your case?

	Police	An equal opportunities organisation (SPECIFY THE NAME ACCORDING TO THE COUNTRY)	Lawyer	Tribunals	Trade Unions	NGO's - associations	Other (SPONT.)	Don't know
 EU27	34%	16%	14%	10%	10%	3%	4%	9%
 BE	32%	23%	10%	6%	20%	2%	5%	2%
 BG	21%	30%	8%	12%	2%	5%	3%	19%
 CZ	38%	17%	17%	7%	7%	5%	1%	8%
 DK	22%	4%	6%	2%	51%	1%	8%	6%
 DE	35%	15%	21%	4%	8%	3%	6%	8%
 EE	38%	18%	10%	8%	6%	1%	5%	14%
 IE	29%	19%	13%	2%	14%	2%	4%	17%
 EL	32%	18%	20%	12%	3%	5%	3%	7%
 ES	43%	7%	16%	10%	7%	2%	3%	12%
 FR	30%	14%	13%	14%	15%	5%	3%	6%
 IT	35%	12%	17%	13%	9%	5%	3%	6%
 CY	32%	26%	12%	6%	6%	2%	7%	9%
 LV	27%	22%	7%	9%	8%	4%	3%	20%
 LT	33%	33%	6%	2%	5%	1%	7%	13%
 LU	34%	11%	20%	4%	13%	6%	8%	4%
 HU	38%	22%	7%	9%	2%	6%	3%	13%
 MT	40%	13%	17%	3%	9%	4%	4%	10%
 NL	37%	34%	6%	2%	9%	1%	6%	5%
 AT	19%	18%	22%	11%	9%	7%	4%	10%
 PL	28%	20%	12%	16%	6%	3%	2%	13%
 PT	38%	14%	10%	11%	3%	5%	1%	18%
 RO	35%	17%	13%	14%	2%	2%	3%	14%
 SI	34%	15%	17%	3%	5%	6%	11%	9%
 SK	42%	17%	14%	7%	4%	2%	4%	10%
 FI	31%	7%	5%	3%	32%	3%	13%	6%
 SE	15%	42%	3%	1%	27%	2%	7%	3%
 UK	37%	14%	11%	9%	16%	1%	4%	8%

**Highest percentage per country**      *Lowest percentage per country*  
**Highest percentage per item**      *Lowest percentage per item*

The wide diversity of preferences reflects different attitudes and relationships with official bodies as well as the varying degrees to which specific organisations have been set up and operationalised in the Member States.

If we examine differences in reporting preferences on the basis of the factors previously identified as influential, we find that although the police are generally preferred there are some notable distinctions:

- The **police tend to be mentioned less by Europeans who define themselves as belonging to a minority**. Of the different minority groups included in the survey, respondents who say they belong to a sexual minority are the least likely to choose the police (26%).
- The personal experience of discrimination, as well as witnessing or hearing about it, is a similarly influential factor: **Europeans who have experienced discrimination on multiple grounds (25%) or on a single ground (27%) are less likely to turn to the police than those who have not experienced discrimination (35%)** in the 12 months leading up to the survey, while 29% of Europeans who have witnessed or heard of discrimination would prefer to go to the police compared with 37% of Europeans who have not witnessed discrimination.

Finally, an analysis of reporting preferences among the different socio-demographic groups shows the following:

- While the police top the list among both men and women, women are slightly more likely than men (37% vs. 31%) to turn to the police.
- All age groups express a preference for the police, but the figure is particularly high in the oldest group (i.e. those aged 75 and over: 44%). Equal opportunity organisations are much more popular among Europeans aged 15-24 than among older age groups, with the lowest scores noted for those aged 75 and over (20% vs. 8%).
- Respondents at all three levels of education say that they would prefer to contact the police, but the intensity of this preference is much higher among Europeans who left school aged 15 or younger (43%) than among those who remained in education until the age of 20 or older (26%). The proportion preferring to turn to equal opportunity organisations is twice as high in the latter group than among those who left school age 15 or younger (20% vs. 10%). The same holds for trade unions: 14% of Europeans who left education aged 20 or older would turn to a trade union, compared to 7% of those who left school aged 15 or younger.

QC12 If you were the victim of discrimination or harassment, to whom would you prefer to report your case?

	Police	An equal opportunities organisation (SPECIFY THE NAME ACCORDING TO THE COUNTRY)	Lawyer	Tribunals	Trade Unions	NGO's - associations
EU27	34%	16%	14%	10%	10%	3%
<b>Sex</b>						
Male	31%	15%	15%	11%	11%	3%
Female	37%	16%	14%	9%	9%	3%
<b>Age</b>						
15-24	34%	20%	13%	9%	7%	4%
25-34	33%	16%	15%	9%	13%	3%
35-44	32%	15%	15%	11%	12%	3%
45-54	31%	16%	15%	10%	13%	3%
55-64	31%	17%	14%	11%	12%	3%
65-74	39%	15%	15%	9%	6%	3%
75+	44%	8%	13%	7%	4%	2%
<b>Education (End of)</b>						
15-	43%	10%	13%	8%	7%	2%
16-19	33%	16%	14%	10%	11%	3%
20+	26%	20%	16%	10%	14%	4%
Still studying	35%	22%	13%	7%	7%	4%
<b>Experienced discrimination</b>						
No	35%	15%	15%	9%	10%	3%
Single ground	27%	20%	13%	12%	10%	6%
Multiple grounds	25%	20%	17%	15%	10%	5%
<b>Witnessed discrimination</b>						
No	37%	14%	14%	9%	9%	3%
Yes	29%	19%	15%	10%	13%	4%



## V. PUBLIC POLICIES COMBATTING DISCRIMINATION

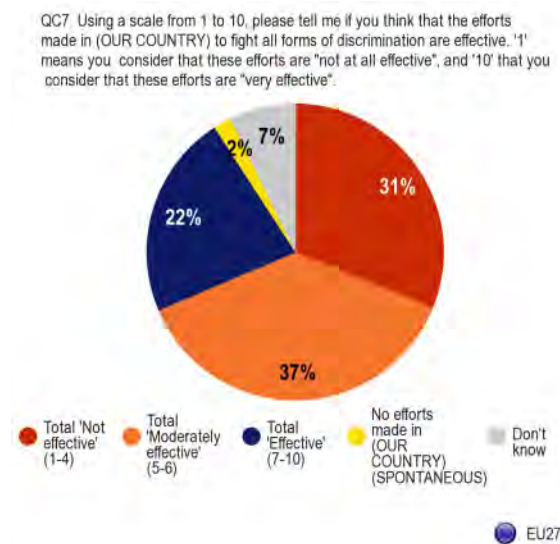
This section examines satisfaction with national policies to fight discrimination. It also analyses to what extent the economic crisis is perceived to affect equality policies.

### 1. THE PERCEIVED EFFECTIVENESS OF NATIONAL EFFORTS TO FIGHT DISCRIMINATION

#### - Public opinion on the effectiveness of national efforts is divided -

Respondents were asked to rate the effectiveness of efforts made in their country to fight all forms of discrimination, using a scale from 1 to 10<sup>52</sup>. The overall results indicate that Europeans are divided in their views: overall, 31% say that these measures are ineffective (giving a score from 1 to 4 on the scale), while 37% consider the efforts to be moderately effective (points 5 and 6 on the scale) and 22% believe the efforts made are very effective (points 7 to 10 on the scale). The average score is 5.1.

A small minority of Europeans is very dissatisfied: 7% selected point 1 on the scale; an even smaller minority is extremely satisfied with the efforts: 2% selected point 10. Finally, 7% of respondents answered that they "don't know" and 2% *spontaneously* said that no efforts are made in their country.



Average: 5.1





























An examination of the national results reveals **wide variations in the perceived effectiveness of national efforts**. In the countries where satisfaction is highest, around a third of respondents in the UK (34%) and Malta and Luxembourg (both 32%) rate their country's efforts as very effective (points 7 to 10 on the scale).

<sup>52</sup> QC7 Using a scale from 1 to 10, please tell me if you think that the efforts made in (OUR COUNTRY) to fight all forms of discrimination are effective. '1' means you consider that these efforts are "not at all effective", and '10' that you consider that these efforts are "very effective".

In the countries where satisfaction is lowest, over half the respondents in Hungary (53%) and close to half in the Czech Republic (48%) and Greece (46%) rate their country's efforts as ineffective (points 1 to 4 on the scale). In three other countries, more than two out of five respondents selected points 1 to 4 on the scale: Slovakia, Bulgaria, and Cyprus. The table below shows the average score per country.

**QC7 Using a scale from 1 to 10, please tell me if you think that the efforts made in (OUR COUNTRY) to fight all forms of discrimination are effective.**



**'1' means you consider that these efforts are "not at all effective", and '10' that you consider that these efforts are "very effective".**

Average	
	EU27 5.1
	IE 5.8
	MT 5.8
	AT 5.7
	UK 5.7
	LU 5.6
	BE 5.5
	DK 5.5
	NL 5.5
	RO 5.4
	DE 5.3
	FI 5.2
	ES 5.1
	IT 5.0
	PT 5.0
	SI 4.9
	SE 4.9
	EE 4.8
	BG 4.7
	PL 4.7
	SK 4.6
	FR 4.5
	LT 4.5
	CZ 4.3
	EL 4.3
	CY 4.3
	LV 4.2
	HU 3.9

The factors that generally explain differences in public opinion produce smaller differences than those found between countries. Nonetheless, the following factors influence perceptions of the effectiveness of national efforts:

- There is a **clear relationship with national perceptions of discrimination**. Europeans who believe that any of the eight grounds of discrimination are widespread are less likely to say that national efforts to fight discrimination are effective than Europeans who believe discrimination is rare or non-existent.
- **Europeans who have personally experienced discrimination, or have witnessed or heard of someone being discriminated against or harassed are more critical than those who have not had this experience.**
- Interestingly, **Europeans with a diverse social circle are slightly more likely to give a positive rating (points 7-10 on the scale) than Europeans without a diverse social circle**. For example, 26% of Europeans with gay, lesbian and bisexual friends or acquaintances give a positive rating compared with 20% of those who do not; and 25% of Europeans with friends or acquaintances from different ethnic backgrounds give a positive rating compared with 19% of Europeans whose social circle is not ethnically diverse.
- **Europeans who identify themselves with a minority group are more likely to give a negative rating (points 1-4 on the scale) than those to whom this does not apply**. However, this does not apply to Europeans who say they belong to an ethnic minority. In this group, 33% give a negative rating, which is lower than the proportions found among those who belong to a religious minority (39%) or a sexual minority (38%), or who have a disability (37%). Interestingly, respondents who say they belong to another unspecified minority are most critical (41% chose points 1-4 on the scale).
- Finally, **socio-demographic factors are less influential**, although Europeans who place themselves on the highest level of the social scale (30%), who are to the right of the political spectrum (26%) and who remained in full-time education until age 20 or older (25%) are somewhat more likely than average to give a positive rating.

QC7 Using a scale from 1 to 10, please tell me if you think that the efforts made in (OUR COUNTRY) to fight all forms of discrimination are effective. '1' means you consider that these efforts are "not at all effective", and '10' that you consider that these efforts are "very effective".

	Total 'Not effective' (1-4)	Total 'Moderately effective' (5-6)	Total 'Effective' (7-10)
EU27	31%	37%	22%
 <b>Education (End of)</b>			
15-	31%	35%	20%
16-19	31%	38%	22%
20+	31%	38%	25%
Still studying	31%	35%	26%
 <b>Left-Right scale</b>			
(1-4) Left	34%	38%	21%
(5-6) Centre	28%	40%	24%
(7-10) Right	30%	36%	26%
<b>Self-positioning on the social staircase</b>			
Low (1-4)	39%	34%	16%
Medium (5-6)	30%	39%	22%
High (7-10)	25%	38%	30%

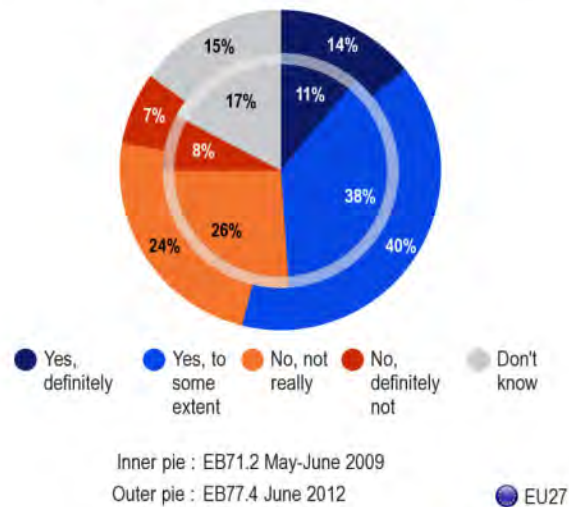
## 2. THE IMPACT OF THE ECONOMIC CRISIS ON EQUALITY POLICIES

As the economic downturn continues to affect the European Union, a question that was introduced in 2009 has been asked once more to evaluate what Europeans now think of the impact of the crisis on equality policies.

**- More than half of Europeans (54%) think that the economic crisis has adversely affected the importance and funding of policies promoting equality and diversity -**

As noted in 2009, there is widespread belief that policies promoting equality and diversity are regarded as less important and are receiving less funding due to the economic crisis<sup>53</sup>. Above half of Europeans (54%) now say that these policies have lost importance and receive less funding, compared to 49% in 2009. The proportion of respondents who disagree has slightly decreased at 31% (-3 percentage points) and the proportion with no opinion (15%) is also close to the figure recorded in 2009 (17%).

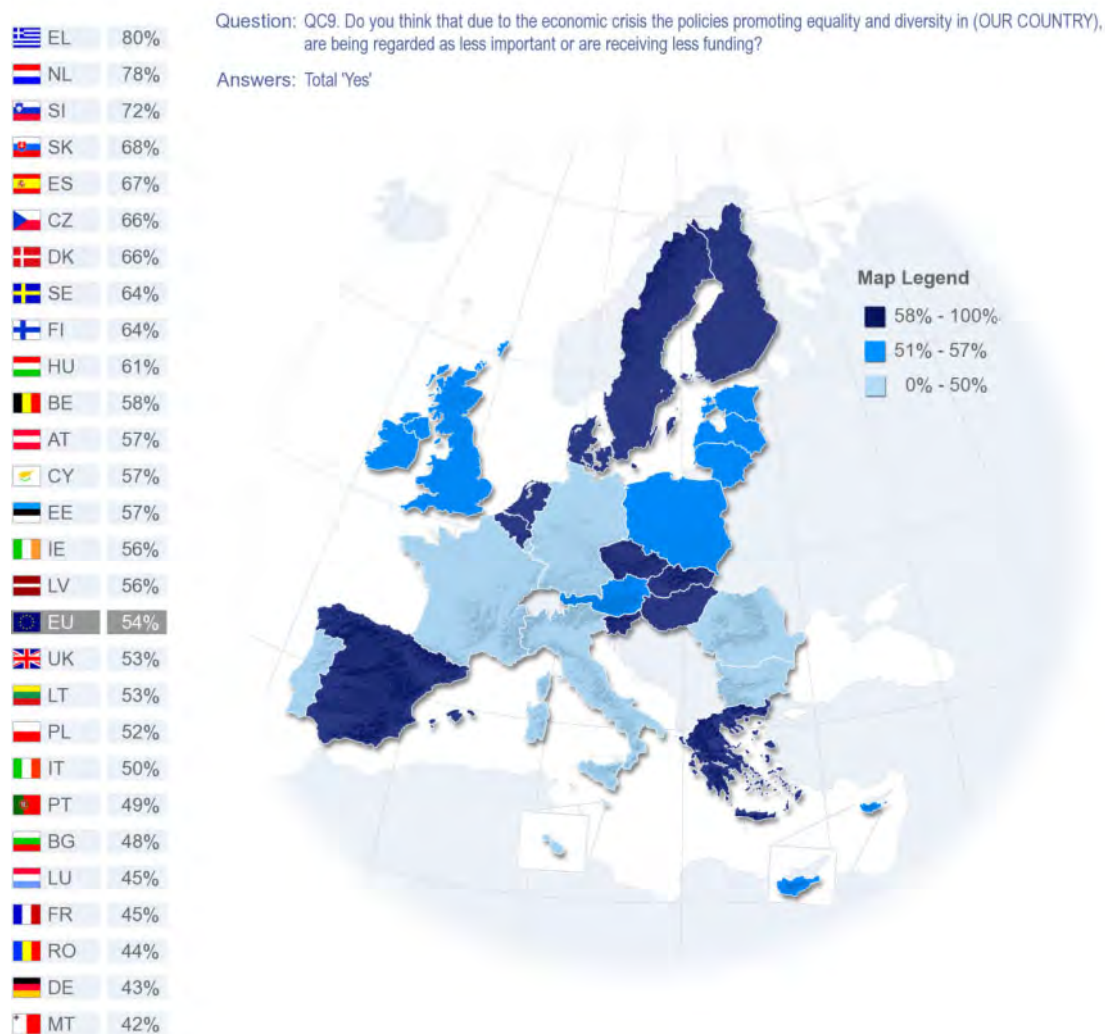
QC9. Do you think that due to the economic crisis the policies promoting equality and diversity in (OUR COUNTRY), are being regarded as less important or are receiving less funding?



The country with the most negative assessment is Greece, where 80% feel that the crisis is having an impact. The Netherlands follows closely at 78%, while 72% of respondents in Slovenia also feel that the crisis has an impact on equality and diversity policies in their country.

<sup>53</sup> QC9 Do you think that due to the economical crisis the policies promoting equality and diversity in (OUR COUNTRY) are being regarded as less important and are receive less funding?  
The question in 2009 asked if the policies *will* be considered less important and receive less funding?

A comparison of the 2012 and 2009 results shows that **public opinion has deteriorated most sharply on this issue in the Member States where the economic crisis is having the greatest impact.** The largest increase in the proportion of respondents who believe the crisis has a negative impact on equality policies is noted in Spain (+32 percentage points)<sup>54</sup> Greece (+19), followed by Cyprus (+17), the Netherlands (+12) and Italy and Malta (both +11). Conversely, the mood is now significantly more positive in Latvia (-9), Germany (-8) and Ireland and the UK (both -7), four countries which have been impacted differently by the crisis.



<sup>54</sup> Note that due to a technical issue, the fieldwork in Spain was conducted by phone, the 12 and 13 November.

**- Europeans with a disability and those who have experienced discrimination are the most critical -**

The following socio-demographic and cultural factors influence views on the effect of the current economic crisis on equality policies:

- There are **very high levels of concern among Europeans with a disability, 63% of whom believe that these policies are seen as less important or are receiving less funding as a result of the recession.** Respondents belonging to other minorities appear less concerned.
- **Concern is also much more widespread among Europeans who report that they have experienced discrimination,** particularly on multiple grounds (65%).
- For all eight grounds, **Europeans who believe discrimination is widespread are more concerned than those who say it is rare or non-existent.**
- Finally, **age and education have an influence, in the sense that older respondents and those who left full-time education the earliest appear to have no opinion** on the issue (lower "yes" scores matched by higher "don't know" scores).

## VI. VIEWS ON EQUAL OPPORTUNITIES IN EMPLOYMENT

The European Union has a strong and long-standing commitment to combating discrimination in employment, founded on a solid legal framework. As mentioned in the introduction, the principle of equal treatment in employment and training irrespective of gender, religion or belief, disability, ethnic origin, sexual orientation or age is ensured at EU level through the Employment Directive<sup>55</sup>, the Racial Equality Directive<sup>56</sup> and numerous gender laws.

We examine three aspects of equal opportunities in employment:

- Factors which are seen as putting job applicants at a disadvantage;
- Support for measures to foster diversity in the workplace;
- Perceptions as to whether enough is being done to promote diversity.

The section ends with an analysis of the impact of the economic crisis on perceived levels of discrimination in the labour market.

### 1. FACTORS THAT ARE PERCEIVED TO PUT JOB APPLICANTS AT A DISADVANTAGE

In order to test perceptions of equal opportunities in access to employment, respondents were asked which factors might put job applicants at a disadvantage if a company had to choose between two candidates with otherwise equal skills and qualifications<sup>57</sup>.

#### **- (Older) age and looks are most widely seen as factors that could put job applicants at a disadvantage -**

Many Europeans continue to report a failure to implement equal opportunities **in employment**. As the chart below shows, significant proportions of Europeans identify a range of factors that are likely to lead to disadvantage.

Over half of Europeans (54%) believe that a candidate's age, if over 55, would be a disadvantage. This is followed by a candidate's look, manner of dress or presentation (45%), a disability (40%), skin colour or ethnic origin (39%) and the candidate's general physical appearance (37%).

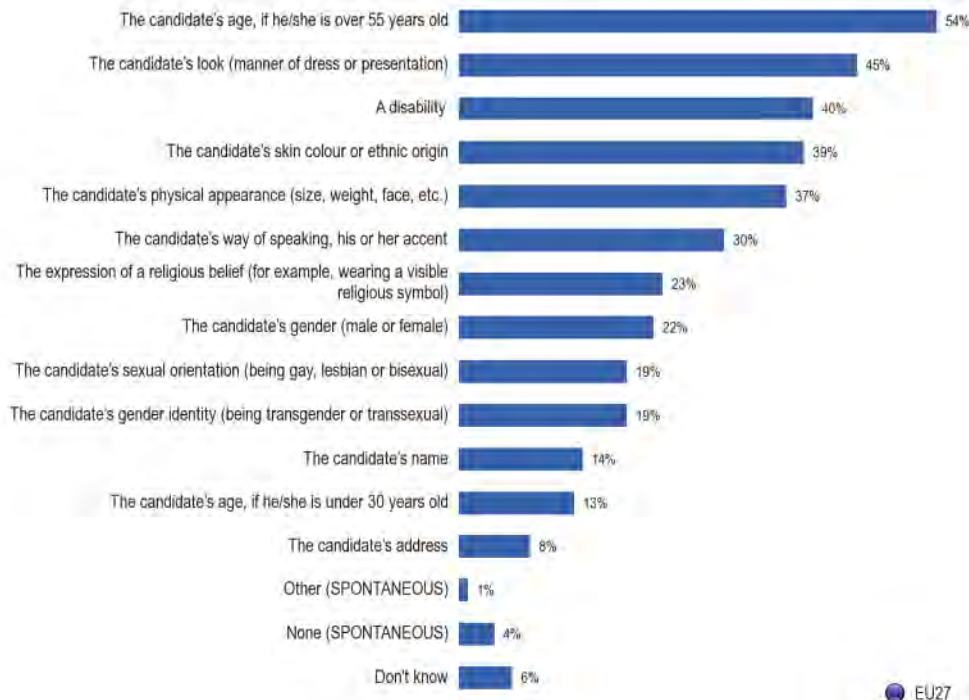
<sup>55</sup> EC Directive 2000/78/EC of 27 November 2000 establishing a general framework for equal treatment in employment and occupation.

<sup>56</sup> EC Directive/2000/43/EC of 29 June 2000 implementing the principle of equal treatment between persons irrespective of racial or ethnic origin. This Directive offers more comprehensive protection than the EC Directive 2000/78/EC (see above foot note): it covers employment and occupation and also education, social protection (including social security and healthcare), social benefits and access to goods and services, including housing.

<sup>57</sup>QC4 In (OUR COUNTRY), when a company wants to hire someone and has the choice between two candidates with equal skills and qualifications, which of the following criteria may, in your opinion, put one candidate at a disadvantage?



QC4. In (OUR COUNTRY) when a company wants to hire someone and has the choice between two candidates with equal skills and qualifications, which of the following criteria may, in your opinion, put one candidate at a disadvantage?



**Being over 55 years old** tops the list of disadvantages in the large majority of countries. However, the extent to which it is considered a disadvantage varies considerably between countries, with figures ranging from around a third of respondents in Italy (32%) and the UK (36%) to over two out of three respondents in Hungary (69%) and Cyprus (72%).

The view that a **candidate's look** plays a role is particularly widely voiced in Sweden (64%), Denmark (61%) and Austria (60%), while **ethnic origin** is most widely perceived as a disadvantage in Hungary (64%), France (62%), Belgium and Finland (both 60%).

The **way candidate speaks or their accent** is more widely thought to be a disadvantage in Sweden than in any other Member State. Seven respondents in ten (70%) selected this item, whereas in all other Member States this proportion is below 50% (the next highest figure is 47% in France). In Sweden far more respondents (63%) than in any other country also feel that the **candidate's name** can be a disadvantage. Overall the survey shows a high level of sensitivity in Sweden regarding perceived disadvantages in the recruitment process.

While **disability** does not top the list in any of the Member States, the view that it puts candidates at a disadvantage is nonetheless widely voiced in many countries, led by Sweden (58%), and followed by the Netherlands and Slovenia (both 54%).

Finally, over half of respondents in Denmark (54%) and France (53%) consider that a **candidate's physical appearance** may be a disadvantage.

QC4 In (OUR COUNTRY) when a company wants to hire someone and has the choice between two candidates with equal skills and qualifications, which of the following criteria may, in your opinion, put one candidate at a disadvantage?

	The candidate's age, if he/she is over 55 years old	The candidate's look (manner of dress or presentation)	A disability	The candidate's skin colour or ethnic origin	The candidate's physical appearance (size, weight, face, etc.)	The candidate's way of speaking, his or her accent	The expression of a religious belief (for example, wearing a visible religious symbol)	The candidate's gender (male or female)	The candidate's sexual orientation (being gay, lesbian or bisexual)	The candidate's gender identity (being transgender or transsexual)	The candidate's name	The candidate's age, if he/she is under 30 years old	The candidate's address
EU27	54%	45%	40%	39%	37%	30%	23%	22%	19%	19%	14%	13%	8%
BE	58%	51%	45%	60%	45%	32%	48%	20%	21%	24%	26%	17%	8%
BG	67%	31%	40%	40%	18%	24%	17%	18%	14%	10%	8%	11%	3%
CZ	66%	40%	50%	48%	41%	25%	7%	28%	10%	8%	4%	14%	6%
DK	58%	61%	48%	53%	54%	43%	51%	30%	19%	27%	35%	17%	14%
DE	65%	59%	43%	45%	45%	32%	42%	25%	17%	21%	13%	10%	11%
EE	54%	26%	41%	24%	26%	24%	13%	20%	16%	16%	5%	13%	4%
IE	45%	37%	21%	28%	31%	43%	20%	17%	10%	10%	9%	6%	34%
EL	54%	47%	48%	43%	42%	36%	17%	21%	35%	33%	4%	14%	3%
ES	66%	51%	38%	40%	45%	23%	18%	26%	23%	28%	5%	15%	6%
FR	61%	60%	47%	62%	53%	47%	34%	23%	17%	17%	45%	18%	17%
IT	32%	28%	26%	26%	22%	25%	6%	19%	23%	19%	6%	10%	6%
CY	72%	57%	51%	46%	50%	34%	14%	24%	54%	44%	8%	9%	2%
LV	61%	28%	43%	13%	14%	15%	6%	13%	10%	6%	2%	15%	3%
LT	55%	33%	42%	13%	32%	19%	7%	19%	21%	14%	1%	18%	2%
LU	56%	59%	38%	39%	41%	32%	25%	22%	15%	17%	17%	11%	7%
HU	69%	45%	50%	64%	43%	23%	10%	31%	20%	18%	7%	13%	9%
MT	49%	58%	25%	43%	38%	24%	22%	24%	35%	31%	10%	6%	9%
NL	63%	59%	54%	52%	44%	43%	50%	27%	24%	28%	23%	15%	10%
AT	56%	60%	47%	53%	44%	45%	43%	29%	25%	30%	18%	15%	8%
PL	50%	27%	39%	19%	30%	13%	9%	22%	16%	12%	2%	11%	3%
PT	47%	37%	41%	32%	32%	15%	8%	15%	26%	14%	4%	10%	6%
RO	50%	35%	33%	22%	30%	29%	5%	24%	15%	10%	6%	11%	5%
SI	66%	42%	54%	32%	37%	27%	30%	29%	25%	22%	24%	14%	9%
SK	62%	34%	42%	44%	36%	18%	5%	32%	22%	16%	7%	13%	6%
FI	57%	50%	51%	60%	43%	29%	24%	27%	32%	32%	10%	14%	4%
SE	61%	64%	59%	56%	47%	70%	51%	38%	28%	33%	63%	20%	20%
UK	36%	36%	33%	22%	26%	25%	15%	13%	10%	13%	6%	12%	7%

<b>Highest percentage per country</b>	<b>Lowest percentage per country</b>
Highest percentage per item	Lowest percentage per item

### - Perceptions of discrimination influence views of equal treatment -

The cultural attitudes and personal characteristics which have been of significance in previous sections of the report again influence perceptions of a candidate's chances during the recruitment process:

- **Perceptions of discrimination.** There is a relationship between the perception that discrimination on a given ground is widespread and the opinion that this ground puts a candidate at a disadvantage. For instance, Europeans who believe that discrimination on the grounds of disability is widespread in their country are much more likely to say that a candidate's disability would put him or her at a disadvantage (52% vs. the EU average of 40%). The same is found for the other grounds of discrimination.
- **Having a diverse social circle.** Europeans with friends or acquaintances from diverse backgrounds are more likely to believe the candidate would be at a disadvantage because of his or her characteristics than Europeans without a diverse social circle.
- **Defining oneself as belonging to a minority.** Europeans who say they belong to a minority are more likely to believe that this puts people like them at a disadvantage. The survey shows, for example, that 56% of respondents with a disability believe that disability puts candidates at a disadvantage; while on average 40% of Europeans hold this view.
- **Time spent in full-time education.** Europeans who remained in full-time education until the age of 20 or older are far more likely to believe that the factors listed put candidates at a disadvantage than Europeans who left full-time education aged 15 or younger.
- **Being to the left of the political spectrum.** Europeans to the left of the political spectrum are more likely to believe that several of these criteria put candidates at a disadvantage than those to the centre or right of the spectrum. This observation applies somewhat less to a candidate's address, gender identity and sexual orientation.

## 2. SUPPORT FOR MEASURES TO FOSTER DIVERSITY IN THE WORKPLACE

Next we analyse public support for training and monitoring measures to foster diversity in the workplace<sup>58</sup>.

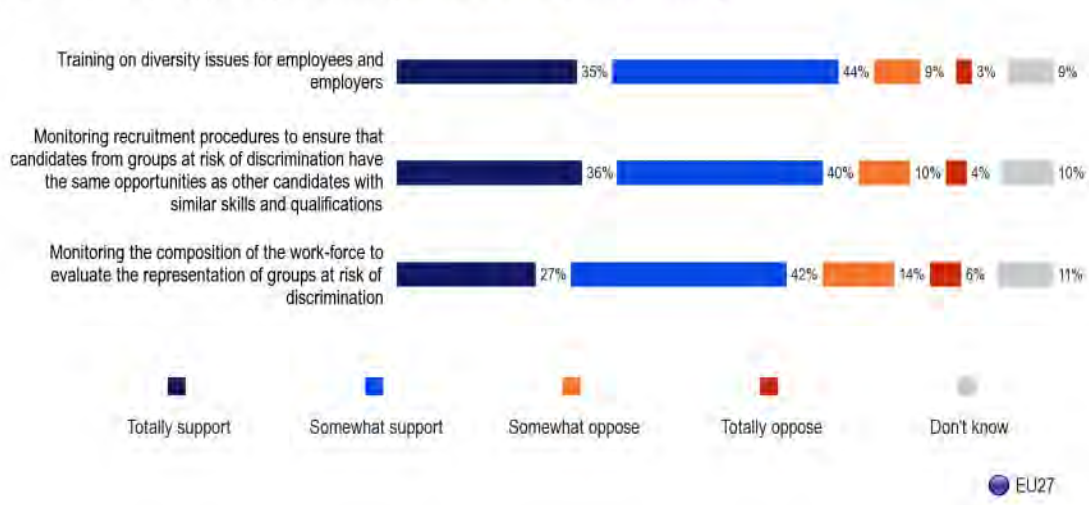
Respondents were asked to indicate whether they support or oppose three measures<sup>59</sup>:

- Training on **diversity issues** for employees and employers.
- Monitoring **recruitment procedures** to ensure that candidates from groups at risk of discrimination have the same opportunities as other candidates with similar skills and qualifications.
- Monitoring the **composition of the workforce** to evaluate the representation of groups at risk of discrimination.

### - The survey finds widespread support for training and monitoring measures to foster diversity in the workplace -

Overall, **there is widespread support among Europeans for these three measures**. Training on diversity issues for employees and employers is the most popular measure, supported by 79% of Europeans. Over three-quarters (76%) also support the monitoring of recruitment procedures, while monitoring the composition of the workforce is supported by close to seven out of ten respondents (69%).

QC6. To what extent do you support or oppose the following measures in the work place to foster diversity?

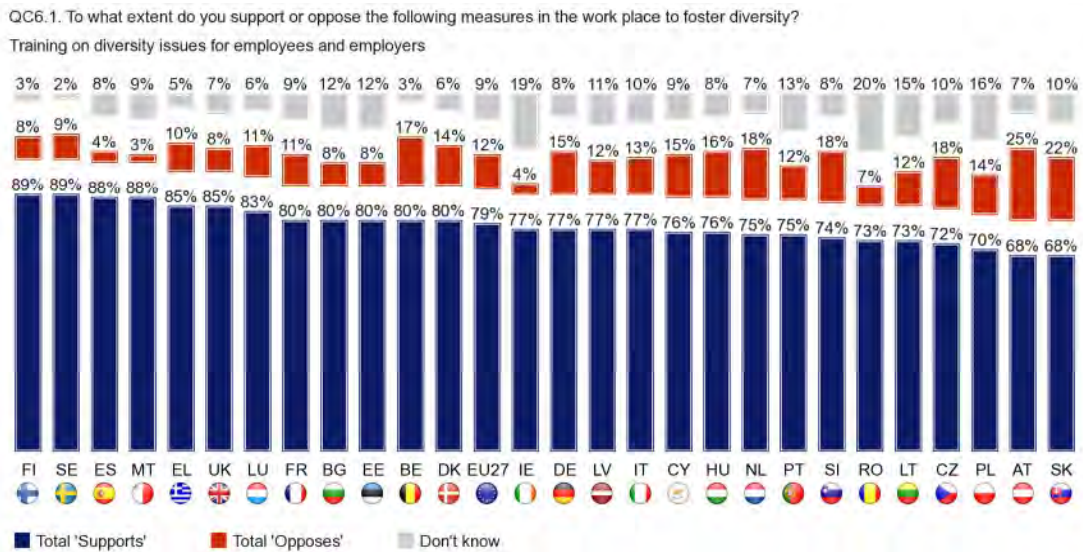


<sup>58</sup> QC6. To what extent do you support or oppose the following measures in the workplace to foster diversity?

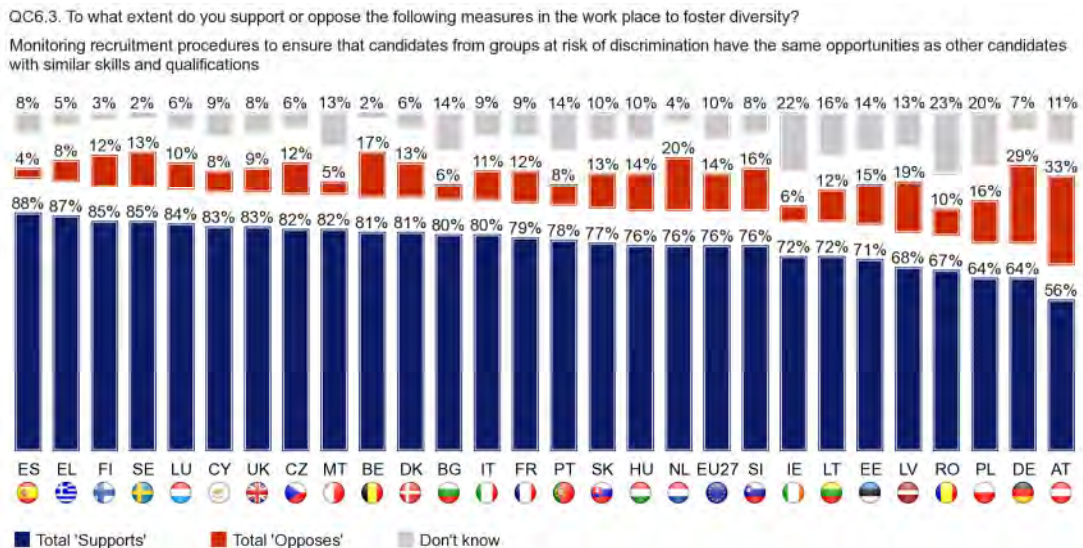
<sup>59</sup> Modified versions of the 2nd and 3rd measures were asked in 2008 and 2009 but as these focused specifically on ethnic minorities, the results will not be compared with the 2012 findings.

Before turning to national results and the socio-demographic and cultural factors at play, it should be noted that the “don’t know” rate varies widely. Around one respondent in five living in Romania, Ireland and Poland have no opinion as to whether they support or oppose the different measures; nor have a similar proportion of respondents aged 75 or over. This needs to be remembered when comparing levels of support.

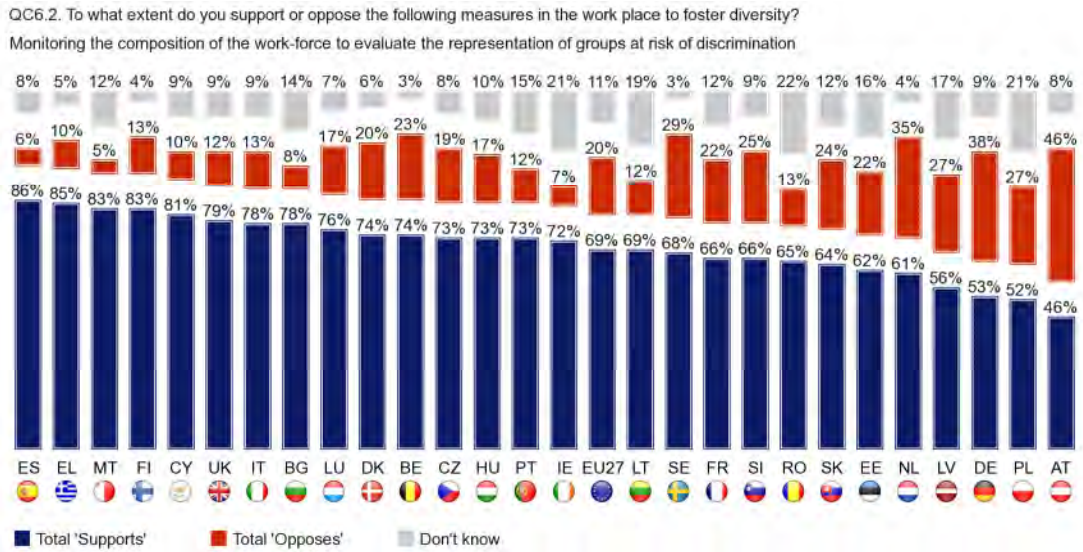
Support for the first measure – **training on diversity issues for employers and employees** – is widespread throughout the EU ranging from 68% in Austria and Slovakia to 85% or more in Greece and the UK (both 85%), Spain and Malta (both 88%), and Finland and Sweden (both 89%). Austria (25%) and Slovakia (22%) are the only two countries where more than one-fifth opposes this measure.



**An absolute majority of Europeans in all Member States is also in favour of monitoring recruitment procedures.** Support levels range from 56% in Austria to 88% in Spain. Again opposition is greatest in Austria (33%). Germany (29%) is the only other country where more than one-fifth opposes the measure.



There is also strong support in the majority of Member States for **monitoring the composition of the workforce as a way of fostering diversity in the workplace**. Austria is the only country where public opinion is divided, with 46% supporting the measure and 46% opposing it. In all other Member States, an absolute majority supports this measure, with levels ranging from 52% in Poland and 53% in Germany to 85% in Greece and 86% in Spain.



**- Support for fostering diversity in the workplace is also widespread among all groups in society -**

The survey also points to widespread support for the three measures that foster diversity in the workplace in all the different groups in European society. Nonetheless, differences in the strength of support are influenced by many of the factors that have been seen to play a role throughout this report:

- Age: for all three measures support decreases with age.
- Education: support increases with the length of education for both training on diversity issues for employees and employers and monitoring recruitment procedures.
- Perceptions of discrimination: support is higher among Europeans who believe discrimination in their country is widespread on all grounds except "older" age.
- Having a diverse social circle: support is higher among Europeans with a diverse social circle.

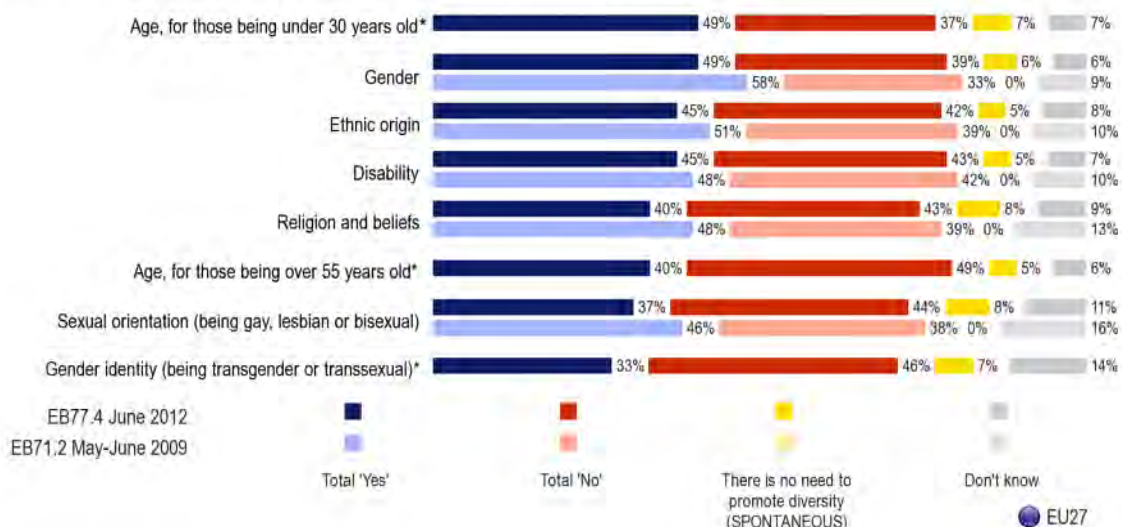
### 3. PERCEPTIONS OF WHETHER ENOUGH IS BEING DONE TO PROMOTE DIVERSITY IN THE WORKPLACE

As in 2009, respondents were next asked whether they felt that enough is being done to increase diversity in the workplace for the eight potential grounds of discrimination.<sup>60</sup>

#### - In 2012 European workers are less positive than in 2009 about what is being done to promote diversity in the workplace -

As this question is asked in the workplace context, more than half of respondents spontaneously said that the question and the various grounds of discrimination about which it asked were 'not applicable' to them. This includes Europeans who are not in work: the unemployed, the retired, students, house persons or others who are not in the workplace (sickness, maternity leave, etc.). In the results below, the 'not applicable' responses have been excluded and the percentages have been recalculated on the basis of the remaining respondents.

QC11. Do you think that enough is being done to promote diversity in your work place as far as ... is concerned?



\*new item

Overall, close to half of European *workers* feel that enough is being done to promote diversity in their work place for young people and in terms of gender (the "yes" score for both is 49%). Opinions are more divided on the questions of ethnic origin (45% "yes" vs. 42% "no"), disability (45% vs. 43%) and religion and beliefs (40% vs. 43%).

<sup>60</sup> QC11: Do you think that enough is being done to promote diversity in your work place as far as... is concerned? Total 'Yes' combines 'Yes definitely' and 'Yes, to some extent'; 'Total No' combines "no, definitely not" and "no, not really" from the scale.

As with the other questions that include the individual grounds of discrimination, readers should note that the survey now divides age into two categories, "aged over 55" and the "aged under 30" and a new ground (gender identity) has been added. In contrast to the question asked in EB71.2, respondents were able this time to answer *spontaneously* that "there is no need to promote diversity".

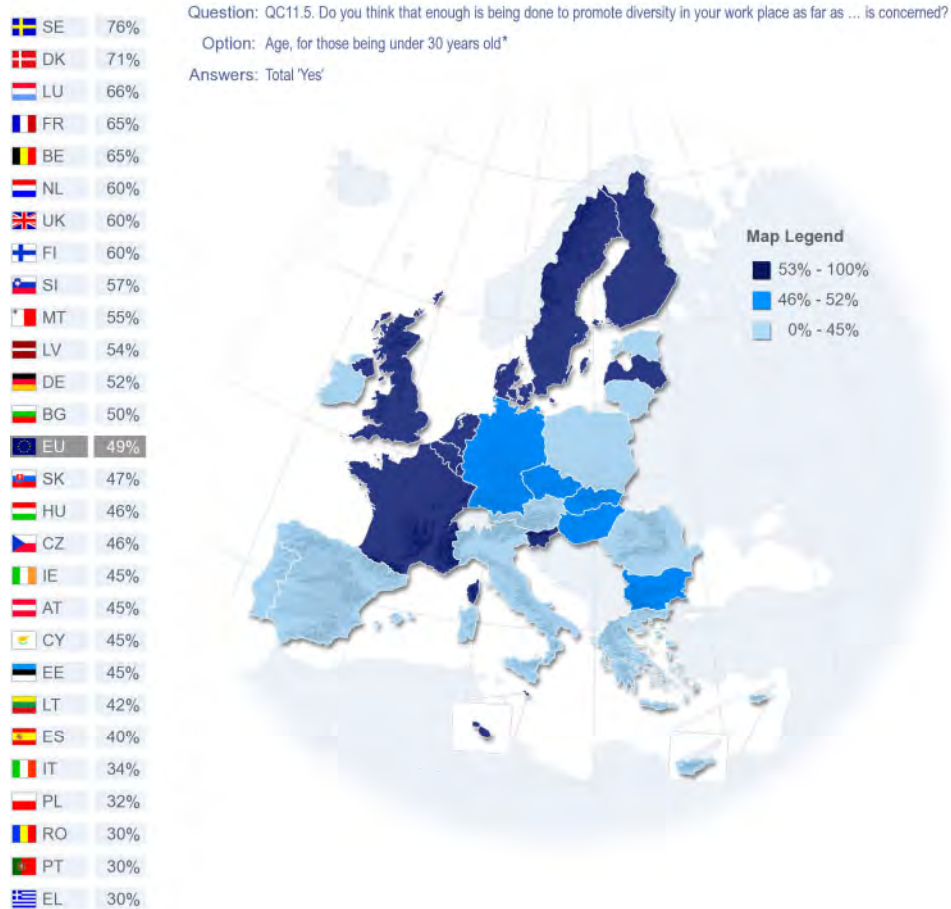


However, when it comes to "older" age, (49% "no"), gender identity (46%) and sexual orientation (44%), the majority opinion is that not enough is being done to promote workplace diversity.

As the graph above shows, a small minority of Europeans – less than one in ten – *spontaneously* remarked that there is no need to promote diversity in the workplace. This (spontaneous) option was not included in the previous survey.

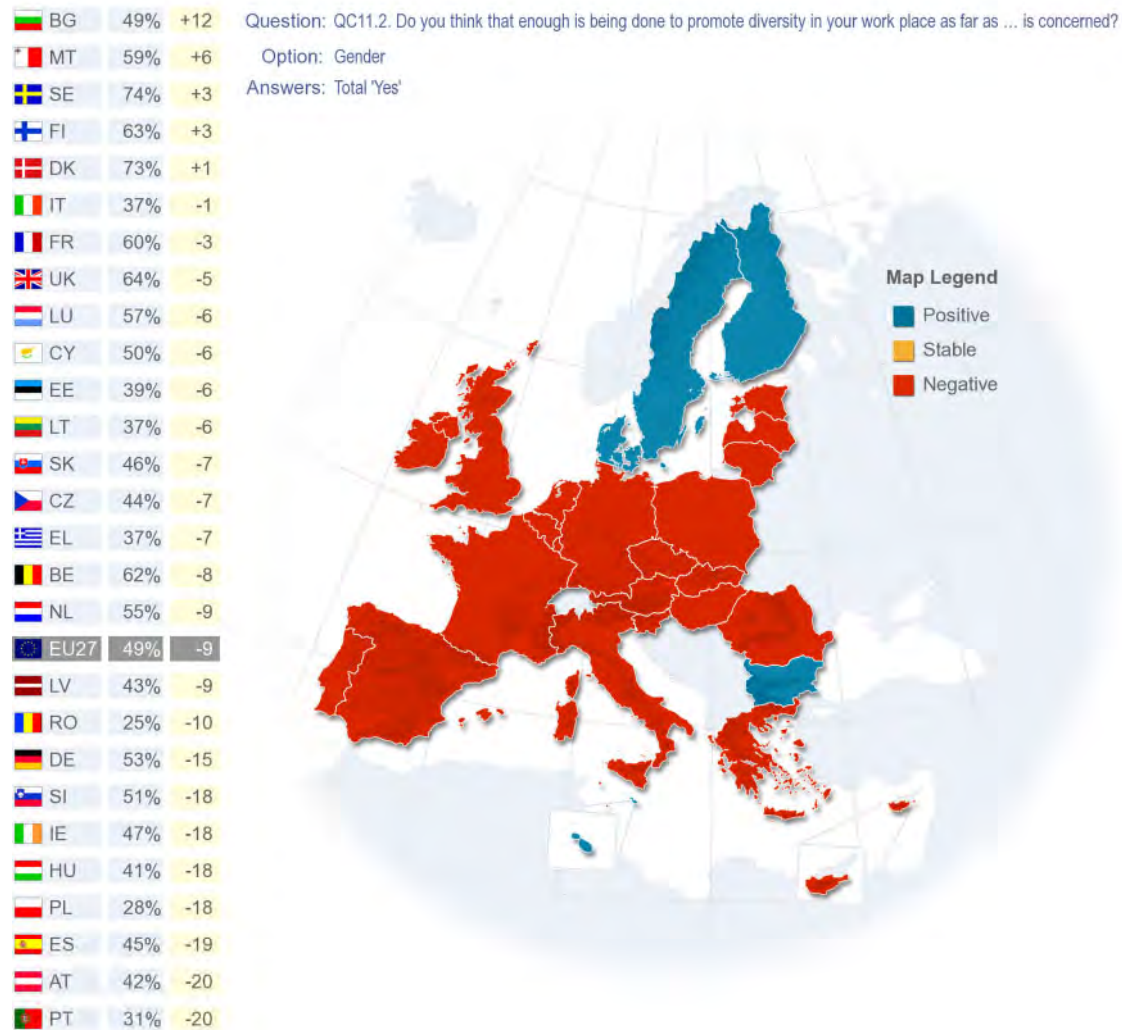
**Overall, working Europeans are now less upbeat about the promotion of diversity in their workplace than they were in May 2009.** For all five grounds where comparisons with 2009 are available, the 2012 results at EU level are now less positive. However, this negative trend is not found throughout the European Union. In Bulgaria, Finland and Malta, far more workers are now positive about the promotion of diversity in the workplace. Views on this topic vary strikingly from one country to another.

In the case of the item with the most positive overall result, **relative youth** (EU average of 49% 'yes'), there are eight Northern and Western European countries where at least six in ten workers feel that enough has been done in the workplace to promote diversity in this respect (being under 30 years old) with Sweden (76%) and Denmark (71%) emerging on top. The lowest levels of 'total yes' responses are noted in Greece, Portugal and Romania (all 30%).



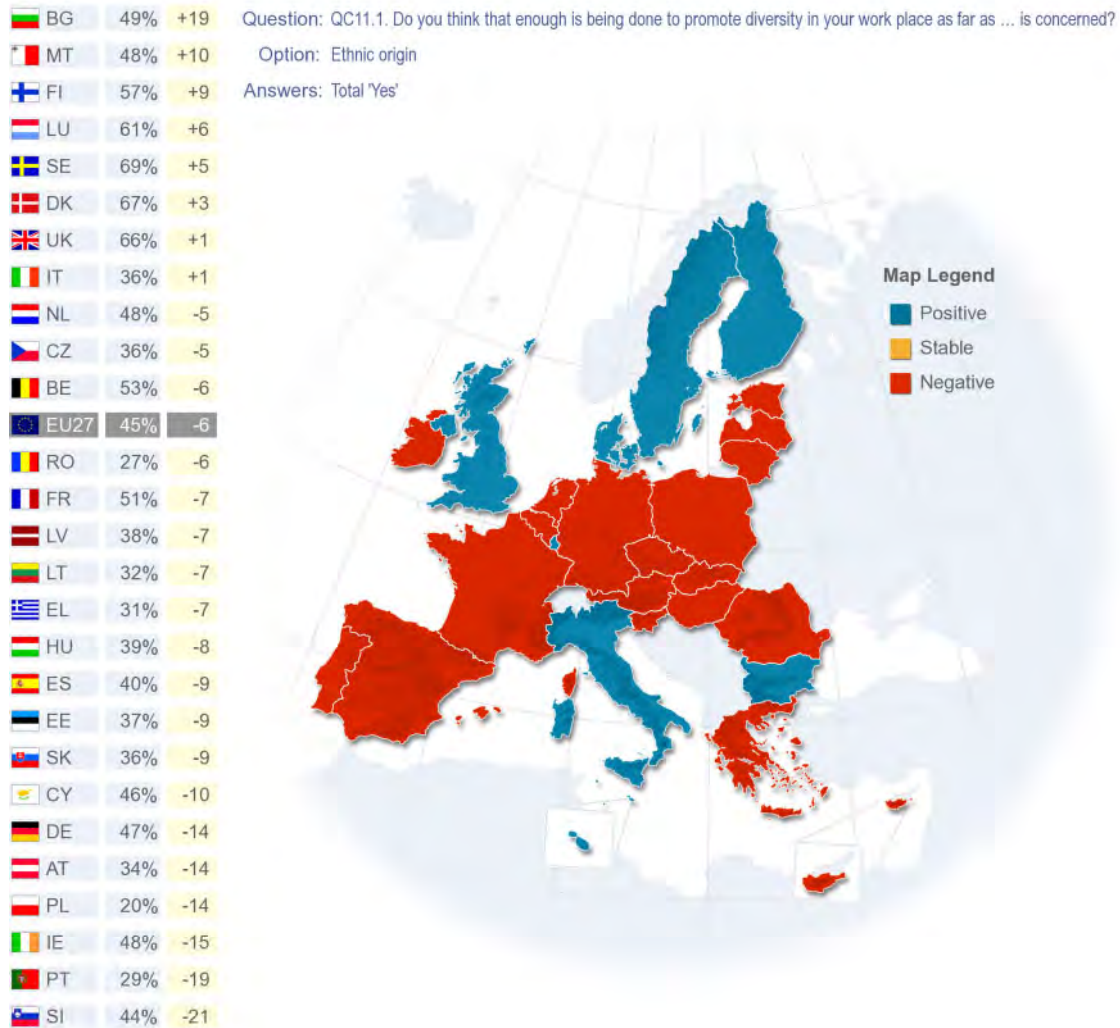
\*new item

The Nordic countries also lead the ranking of national results for what is being done to promote diversity in the workplace in terms of **gender** (EU average of 49% 'yes', -9 points since May 2009). However, the situation has improved considerably since 2009 in Bulgaria (49%; +12) and Malta (59%; +6). These two countries are exceptions, as the trend in the EU is mostly downward: far fewer workers in most Member States now believe that enough is being done to promote gender diversity. The sharpest falls are observed in Slovenia (-18), Ireland (-18), Hungary (-18), Poland (-18), Spain (-19), Austria (-20) and Portugal (-20).



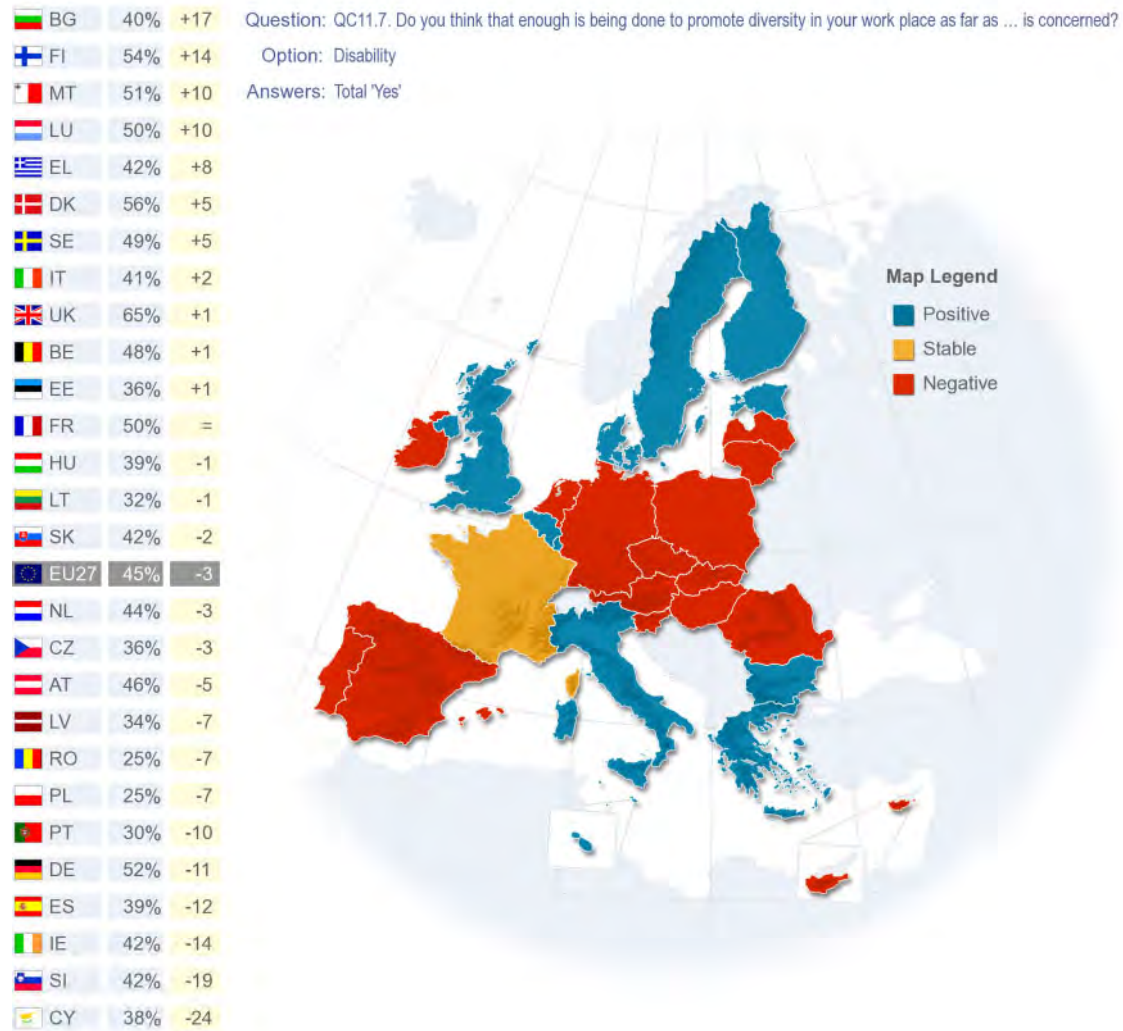
Diff. 2012-2009

A similar picture emerges for **ethnic origin** (EU average of 45% 'yes', -6 points since May 2009). The scores are highest in Northern and Western European countries, led by Sweden (69%; +5), Denmark (67%; +3) and the UK (66%; +1). The largest increases are recorded in Bulgaria (49%; +19), Malta (48%; +10) and Finland (57%; +9). Overall, however, the trend is negative; particularly in Slovenia (44%; -21) and Portugal (29%; -19) far fewer workers than in 2009 now believe that enough is being done to promote workplace diversity in terms of ethnic origin.



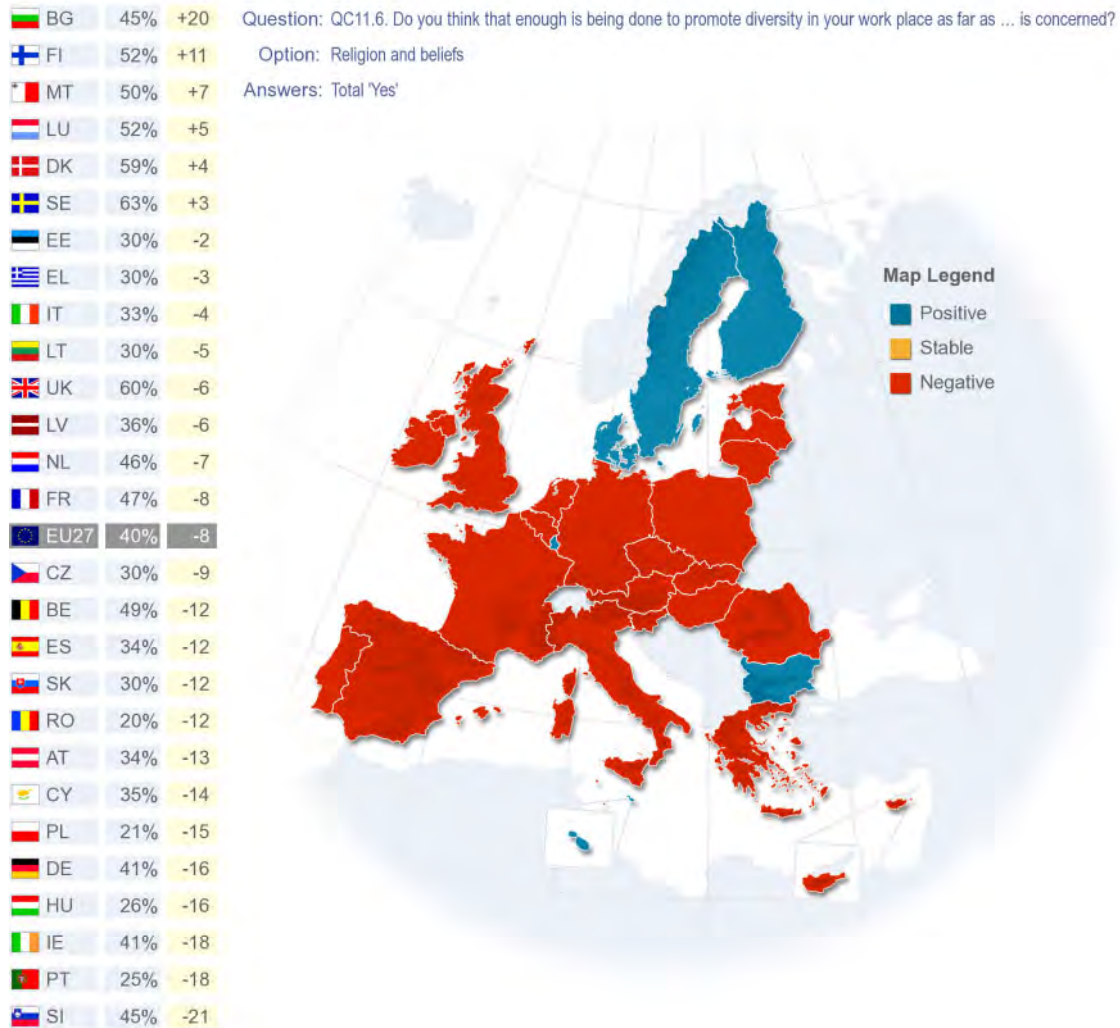
Diff. 2012-2009

For **disability** (EU average 45% 'yes' -3 points since May 2009) the map below shows a more mixed pattern of evolutions since 2009. Again, the largest improvement has been recorded in Bulgaria (40%; +17) but significantly more positive results (increases of at least 5 points) are noted in six further countries. Conversely, the situation is now seen less positively in 15 Member States, with the largest fall recorded in Cyprus (38%; -24). As in 2009, scores are highest in the UK (65%; +1), whereas Germany has dropped out of second place with a steep fall (52%; -11). At 25%, workers in Romania and Poland (both -7) are least likely to say that enough is being done to promote workplace diversity in terms of disability.



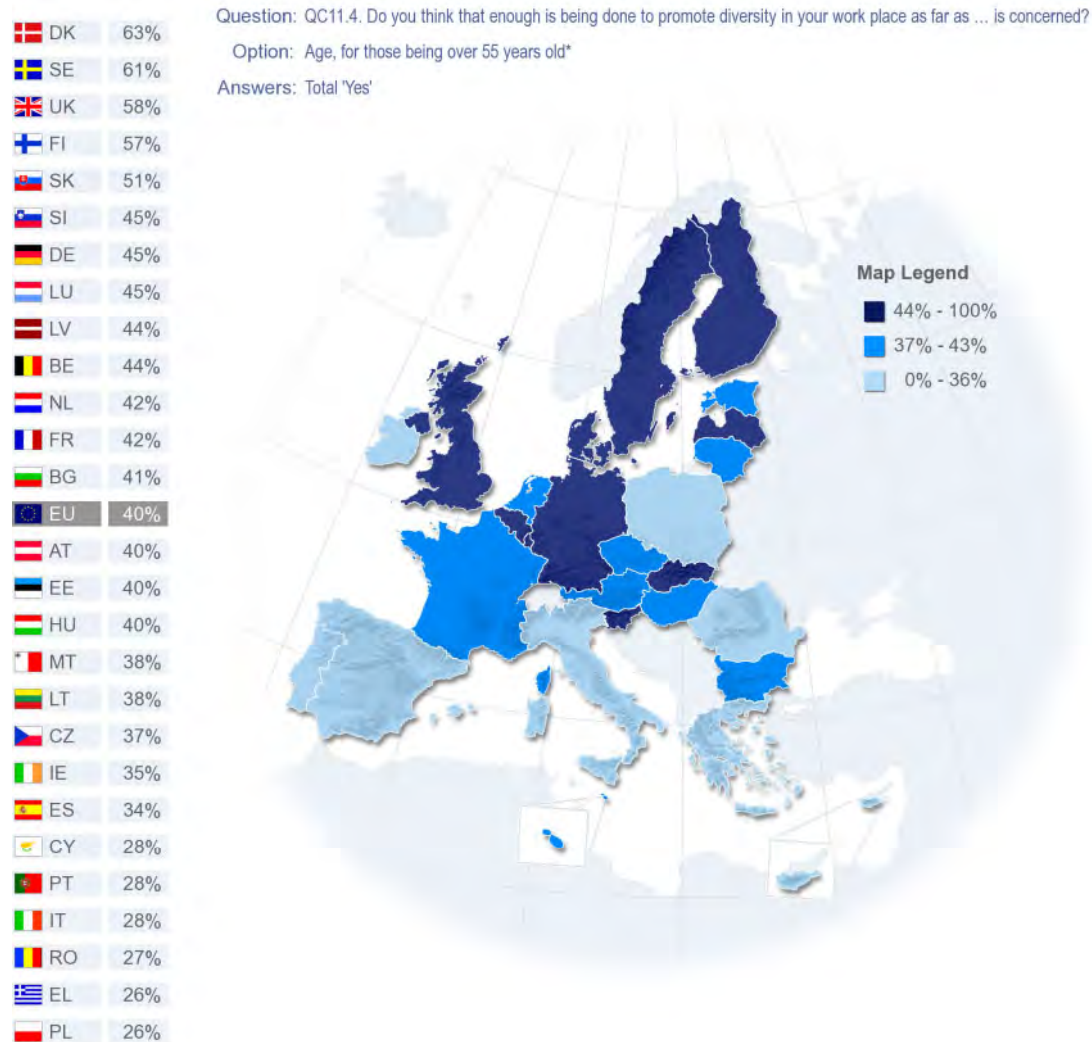
Diff. 2012-2009

When it comes to **religion and beliefs** (European average 40% 'yes', -8 points since May 2009) opinion is significantly more upbeat in five countries, with Bulgaria (45%; +20) again showing the most significant shift, followed by Finland (52%; +11). However, in most Member States the situation is now seen less positively, with the largest falls recorded in Slovenia (45%; -21), Portugal (25%; -18) and Ireland (41%; -18). Workers in Sweden are now the most positive (63%; +3), whereas the UK (60%) has dropped into second place due to a 6-point fall.



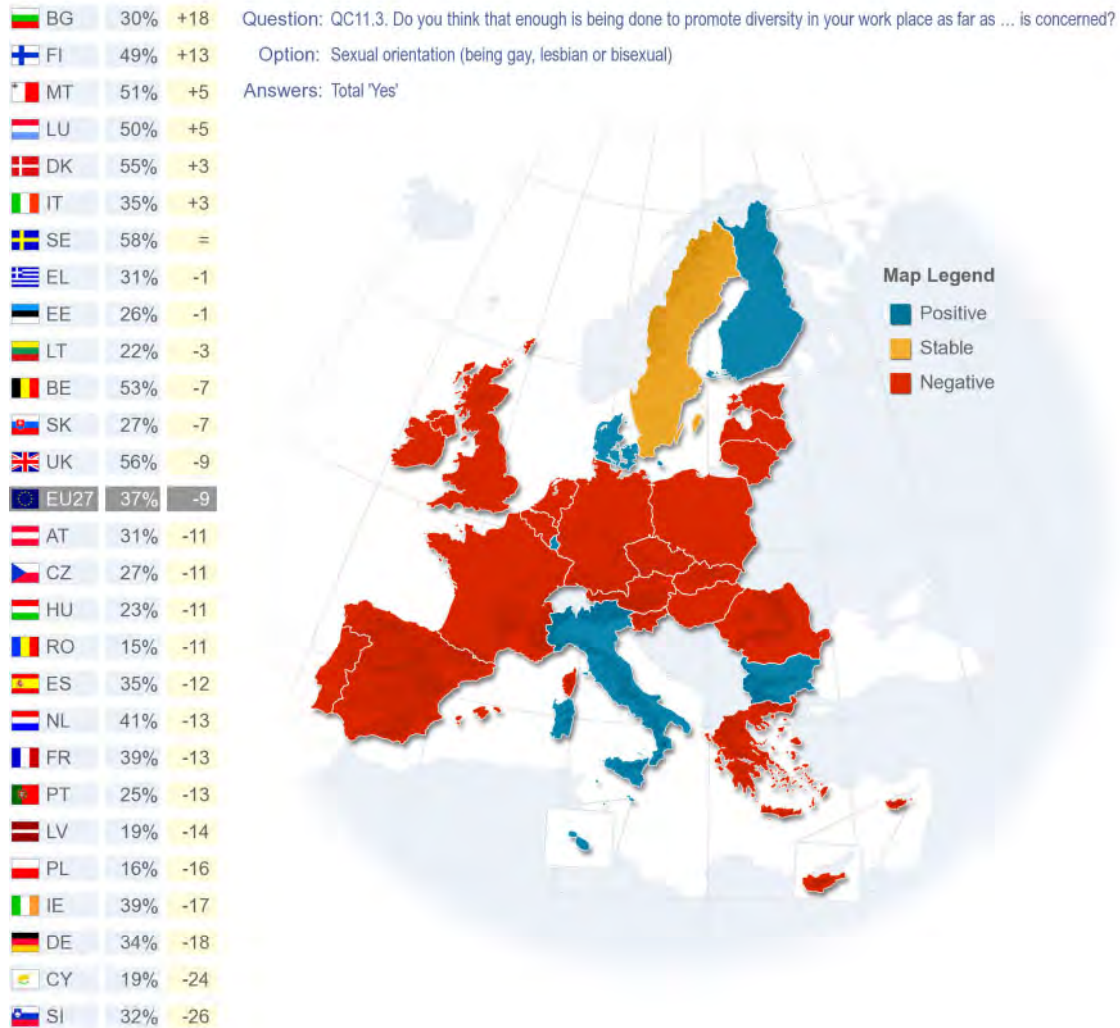
Diff. 2012-2009

As in the case of relative youth, there are very large differences between countries for **older age** (being over 55 years old). Again, Sweden (61%) and Denmark (63%) emerge as the countries where workers are most likely to feel that enough is being done in the workplace to promote diversity. Less than three in ten workers in mostly Southern and Eastern European countries (Cyprus, Portugal, Italy, Romania, Greece and Poland) share this opinion, with Poland and Greece (both 26%) at the bottom.



\*new item

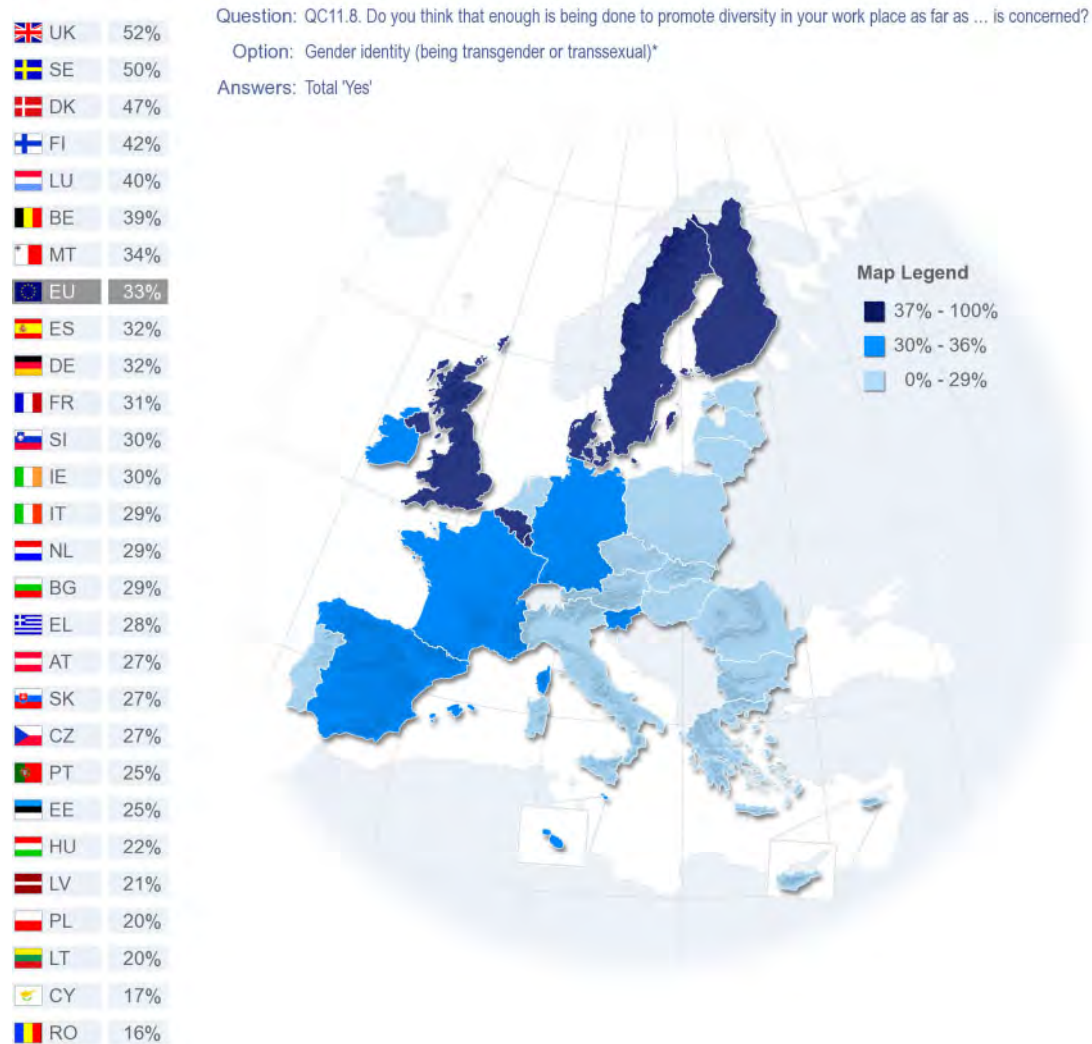
In the case of **sexual orientation** (EU average of 37% 'yes', -9 points since May 2009) opinions about the promotion of workplace diversity are now less positive in 20 Member States. Very positive developments are noted in Bulgaria (30%; +18) and Finland (49%; +13), but these are offset by even larger decreases in the proportion of 'yes' responses in Slovenia (32%; -26) and Cyprus (19%; -24). Apart from Cyprus, scores below 20% were recorded in Romania (15%; -11), Poland (16%; -16) and Latvia (19%; -14). Views are most positive in Sweden (58%, stable), the UK (56%; -9) and Denmark (55%; +3).



Diff. 2012-2009



Finally, the national analyses show that the proportion of workers who feel enough is being done to promote diversity in the workplace in the case of **gender identity** ranges from 16% in Romania to 52% in the UK. As noted earlier, the large proportion of "don't know" responses to questions on gender diversity suggests that this is an issue with which respondents are less familiar, particularly in Bulgaria (where 43% answered "don't know") and Romania (28%).



\*new item

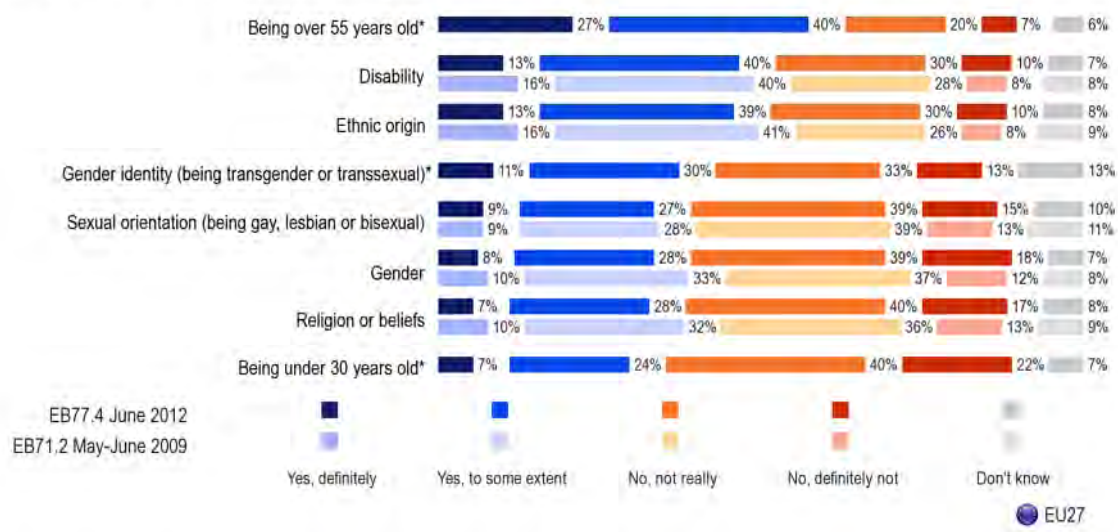
#### 4. THE IMPACT OF THE ECONOMIC CRISIS ON DISCRIMINATION IN THE LABOUR MARKET

The survey also measures to what extent the economic crisis is perceived to contribute to more discrimination in the labour market<sup>61</sup>.

##### - Many Europeans believe the crisis contributes to more discrimination in the labour market -

Two out of three Europeans (67%) believe the economic crisis is contributing to more discrimination against "older" workers in particular (those aged over 55). Over half of all Europeans also think the economic crisis is contributing to increased discrimination in the labour market on the basis of disability (53%) and ethnic origin (52%). However, this view is now less widely held than in May 2009 when 56% and 57% respectively felt the economic crisis was contributing to more discrimination on these two grounds.

QC10. Do you think that the economic crisis is contributing to an increase in discrimination on the basis of ... in the labour market?



\*new item














<sup>61</sup> QC10: Do you think that the economic crisis is contributing to an increase of discrimination on the basis of...in the labour market? 'Total Yes' combines "Yes definitely" and "Yes, to some extent"; 'Total No' combines "no, definitely not" and "no, not really" from the scale. Again, readers should note that the survey now divides age into two categories, "aged over 55" and "aged under 30", and that gender identity is a new category.

There are also significant minorities of Europeans who feel that the economic crisis is leading to more discrimination in the labour market on other grounds, though this perception is not as strong: 41% believe the crisis is contributing to increased discrimination on the grounds of **gender identity**, 36% on the grounds of **gender and sexual orientation** and 35% on the grounds of **religion or beliefs**. In comparison to 2009, the economic crisis is now thought to be having less impact on discrimination on the grounds of **gender** and **religion or beliefs**: in 2009, 43% and 42% respectively said it was contributing to an increase of discrimination on these two grounds. Finally, the graphic above shows that Europeans are least likely to believe that the crisis is increasing discrimination against **young workers under 30 years old** (31%).






National analyses reveal major differences between countries. Perceptions of the prevalence of discrimination have more influence than a country's actual economic situation. Nevertheless, as the maps below show, there is **clear evidence that the crisis is having an effect on discrimination, with particularly high proportions of Europeans reporting an increase in discrimination against the over 55s in countries where the economic crisis is particularly severe, including Cyprus, Greece, Spain or Hungary.**

At the beginning of this chapter we noted that there has been a slight improvement in perceptions at EU level since 2009 (i.e. a rise in the number of respondents who **do not** think that the crisis is contributing to an increase in discrimination). In fact, opinions are now more positive in many countries, particularly in Bulgaria and Finland. However, there are exceptions and the table below lists, for each ground, the countries recording increases of at least 3 percentage points in the total 'yes' result.



**QC10 Do you think that the economic crisis is contributing to an increase in discrimination on the basis of ... in the labour market? - Answer: Total 'Yes'**  
 Countries with increases of at least 3 percentage points in comparison to the 2009 results

		Disability	Diff. 2012-2009			Sexual orientation (being gay, lesbian or bisexual)	Diff. 2012-2009
	EU27	53%	<b>-3</b>		EU27	36%	<b>-1</b>
	IT	54%	<b>+13</b>		CY	71%	<b>+17</b>
	CY	82%	<b>+12</b>		IT	51%	<b>+14</b>
	SK	74%	<b>+11</b>		MT	35%	<b>+8</b>
	NL	72%	<b>+5</b>		SK	45%	<b>+8</b>
	FR	61%	<b>+4</b>		ES	47%	<b>+5</b>
					EL	64%	<b>+3</b>

		Ethnic origin	Diff. 2012-2009			Religion or beliefs	Diff. 2012-2009
	EU27	52%	<b>-5</b>		EU27	35%	<b>-7</b>
	FR	65%	<b>+5</b>		BE	55%	<b>+3</b>
	IT	52%	<b>+3</b>				

		Gender	Diff. 2012-2009
	EU27	36%	<b>-7</b>
	IT	45%	<b>+8</b>

In particular, this analysis shows that public opinion is now considerably less positive in Cyprus and Italy. For instance, in both countries the view that the economic crisis is contributing to an increase in discrimination on the basis of ethnic origin is now much more widespread than in 2009 (Cyprus +17 to 71%; Italy +14 to 51%).

## VII. THE CASE OF THE ROMA

In this final section of the report we focus on the situation of the Roma population in the European Union. "Roma" is the common name given to a variety of groups of people who describe themselves not only as Roma but also as Gypsies, Travellers, Manouches, Ashkali, Sinti and other names. With an estimated population of 10 to 12 million in Europe (of whom approximately six million live in the European Union), Roma people are Europe's biggest ethnic minority. Most Roma are EU citizens but many face prejudice, intolerance, discrimination and social exclusion in their daily lives. They are often marginalised and generally live in poor socio-economic conditions<sup>62</sup>.

The proper implementation of good national, regional and local integration policies is guided by an EU Framework for National Roma Integration Strategies by 2020 that was set up in the spring of 2011. In May 2012, the EU published a progress assessment<sup>63</sup>.

In this chapter, we will examine how Europeans rate the effectiveness of efforts made by their country to integrate the Roma. We also look at public perceptions of the Roma.

### 1. PERCEIVED EFFECTIVENESS OF NATIONAL EFFORTS TO INTEGRATE THE ROMA POPULATION

#### - Efforts to integrate the Roma are seen as less effective than general efforts to fight discrimination -

Respondents were asked to rate the effectiveness of efforts made in their country to integrate the Roma population using a scale from 1 to 10<sup>64</sup>. Overall, 45% say the efforts are ineffective (giving a score from 1 to 4 on the scale), 26% consider the efforts to be moderately effective (points 5 and 6 on the scale) and only 12% believe the efforts made are very effective (points 7 to 10 on the scale). **If we compare these results with those obtained for the question measuring the perceived effectiveness of general efforts to combat discrimination in the Member States, it is clear that Europeans are far more critical of the efforts made to integrate the Roma**<sup>65</sup>. In this instance the average score on the scale from 1 to 10 is 4.1, while the average score for the general efforts is 5.1.

<sup>62</sup> [http://ec.europa.eu/justice/discrimination/roma/index\\_en.htm](http://ec.europa.eu/justice/discrimination/roma/index_en.htm).

<sup>63</sup> <http://eur-lex.europa.eu/LexUriServ/LexUriServ.do?uri=CELEX:52012DC0226:en:NOT>.

<sup>64</sup> QC15 Using a scale from 1 to 10, please tell me if you think that the efforts made in (OUR COUNTRY) for the integration (in the fields of education, health, housing and employment) of its Roma population are effective. '1' means you consider that these efforts are "not at all effective", and '10' that you consider that these efforts are "very effective".

<sup>65</sup> See chapter 5.1, QC7.

The two extremes of the scale – point 1 and point 10 – show that 15% of Europeans consider efforts to integrate the Roma 'not at all' effective (compared with 7% who give the lowest rating to the general efforts) while 2% believe their country's efforts to integrate the Roma and its general anti-discrimination efforts are 'very' effective. **EU citizens are also more likely to find it difficult to assess the effectiveness of efforts to integrate the Roma than to assess the general efforts:** 14% of respondents were unable to answer this question, compared to 7% who could not answer the question about general efforts.

On average 3% of respondents *spontaneously* indicated that no efforts are made in their country. In Malta, 50% of respondents gave this answer. Malta is in fact the only EU Member State which has not adopted a national Roma integration strategy, as it has no known Roma population<sup>66</sup>. As reported above, the Roma are spread across the EU but the largest numbers live in Romania (estimated at close to 2 million). Other Member States with large Roma populations are Bulgaria, Hungary, Spain and France. Consequently, Malta will be excluded from the subsequent discussion of the national results.

In the countries where the effectiveness of efforts is most highly rated, a quarter or more of respondents in Finland (33%), Romania (29%) and Cyprus (25%) say their country's efforts are very effective (points 7 to 10 on the scale). Conversely, we see that around two out of three respondents in the Czech Republic (69%), Slovakia (67%) and Hungary (64%) rate their country's efforts as ineffective (points 1 to 4 on the scale). Public opinion is particularly negative in Slovakia where 35% rated their country's efforts as "not at all" effective (point 1). Other countries where a high proportion of the public is critical of the effectiveness of these efforts are Greece (60% selected points 1 to 4), Denmark (59%), Sweden (56%), France and Lithuania (both 55%) and Bulgaria (51%).





























The plight of the Roma appears to be a rather "unknown" issue in some countries where many respondents were unable to rate the effectiveness of their country's efforts in this regard: Malta (28%), Germany (25%), Luxembourg (22%), the Netherlands, Poland and the UK (21%).

---

<sup>66</sup> See [http://ec.europa.eu/justice/discrimination/files/roma\\_malta\\_strategy\\_en.pdf](http://ec.europa.eu/justice/discrimination/files/roma_malta_strategy_en.pdf)

QC15 Using a scale from 1 to 10, please tell me if you think that the efforts made in (OUR COUNTRY) for the integration (in the fields of education, health, housing and employment) of its Roma population are effective.

'1' means you consider that these efforts are "not at all effective" and '10' that you consider that these efforts are "very effective".

	Total 'Not effective' (1-4)	Total 'Moderately effective' (5-6)	Total 'Effective' (7-10)	Average
 EU27	45%	26%	12%	4.1
 MT	8%	7%	7%	5.3
 RO	32%	28%	29%	5.3
 AT	24%	32%	18%	5.2
 FI	40%	22%	33%	5.1
 CY	35%	17%	25%	4.9
 PT	30%	33%	15%	4.9
 IE	34%	27%	18%	4.8
 SI	42%	29%	23%	4.8
 EE	33%	25%	13%	4.4
 LU	34%	25%	13%	4.4
 BG	51%	20%	18%	4.3
 ES	45%	32%	17%	4.3
 PL	37%	26%	13%	4.3
 UK	40%	24%	14%	4.3
 BE	47%	29%	13%	4.2
 LV	39%	26%	11%	4.2
 DE	40%	22%	9%	4.1
 IT	49%	30%	10%	4.0
 NL	44%	27%	7%	4.0
 SE	56%	23%	9%	3.8
 EL	60%	24%	8%	3.6
 FR	55%	22%	8%	3.6
 LT	55%	27%	8%	3.6
 HU	64%	21%	10%	3.5
 CZ	69%	19%	8%	3.1
 SK	67%	18%	9%	3.1
 DK	59%	17%	3%	3.0

**Highest percentage per  
country**

*Lowest percentage per  
country*

Highest percentage per item

Lowest percentage per item

In terms of the cultural and socio-demographic factors that influence perceptions of effectiveness of national efforts to integrate the Roma there is a close link with perceptions of the effectiveness of the fight against discrimination in general. Indeed 64% of the Europeans who think that those general efforts are ineffective are also critical of what is being done for the Roma people in their country. Thus, many of the factors influencing attitudes to the fight against discrimination in general are also of importance in explaining differences when it comes to rating efforts to integrate the Roma. Furthermore, the differences between the various groups of respondents (depending their socio-demographic profile and their answers on questions on attitudes) are less pronounced than those found between countries. In summary, the following factors are influential:

- **The perceived prevalence of discrimination nationally:** Europeans who believe discrimination is widespread in their country are more likely to give a negative rating (points 1 to 4 on the scale) to the effectiveness of national efforts than Europeans who believe discrimination is rare or non-existent.
- **Experience of discrimination and third-party discrimination:** Europeans who have personally experienced discrimination and those reporting third-party discrimination are more likely to give a negative rating than those who have no experience of discrimination.
- **Having Roma friends or acquaintances:** interestingly, Europeans with Roma friends are less likely to give a positive rating (points 7-10 on the scale) than those without Roma friends (18%, for 11%).
- **Membership of an ethnic minority:** again, Europeans who say they belong to an ethnic minority are slightly less likely to be critical than other minorities.
- In terms of **socio-demographic factors**, Europeans who remained in education until the age of 20 or longer are more critical than those who left school at the age of 15 or earlier (48% 'not effective', for 41%).
- Respondents to the right of the political spectrum (18%) are somewhat more likely than average to give a positive rating.



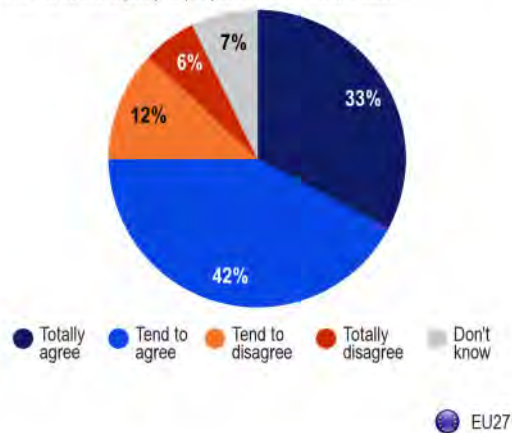
## 2. PUBLIC PERCEPTIONS OF THE ROMA

### - Three out of four Europeans believe the Roma are at risk of discrimination -

Three out of four Europeans agree that the Roma are a group at risk of discrimination<sup>67</sup>, while 18% disagree with this statement.

QC17.1. Please tell me whether you totally agree, tend to agree, tend to disagree or totally disagree with each of the following statements.

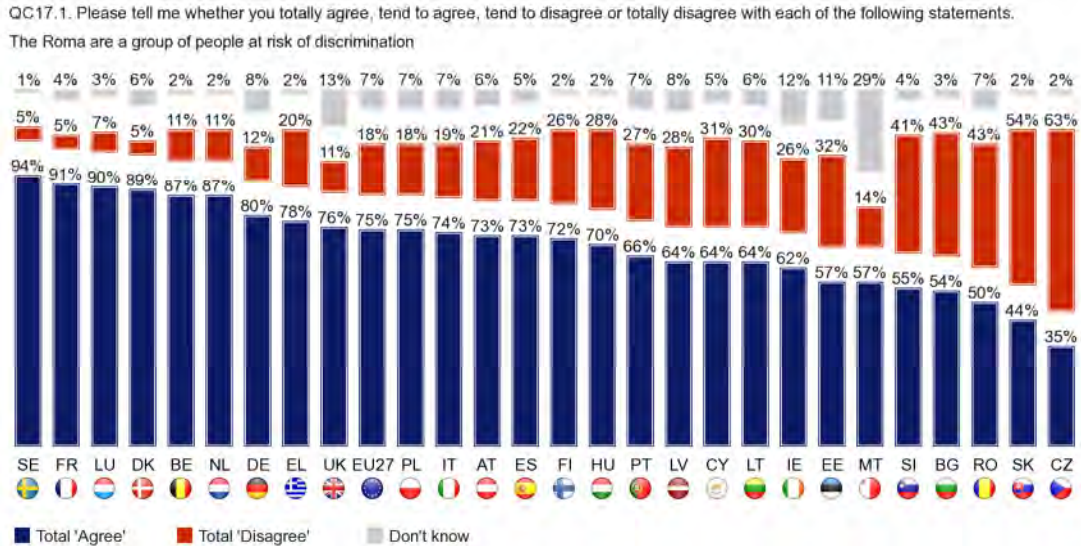
The Roma are a group of people at risk of discrimination



The vulnerable position of the Roma is particularly widely acknowledged in Sweden (94% agree), France (91%) and Luxembourg (90%) although an absolute majority in most other Member States also agrees that the Roma are a group of people at risk of discrimination. Agreement levels are lowest in the Czech Republic (35%) and Slovakia (44%) and the proportion strongly disagreeing is far higher in these two countries (36% and 29%, respectively) than in any other Member State (18% at EU level). In Romania (50%) and Bulgaria (54%) - the two Member States with the largest Roma populations – agreement levels are below the EU average, and the lowest in the EU after the Czech Republic and Slovakia.

<sup>67</sup> QC17.1. Please tell me whether you totally agree, tend to agree, tend to disagree or totally disagree with each of the following statements: The Roma are a group of people at risk of discrimination.

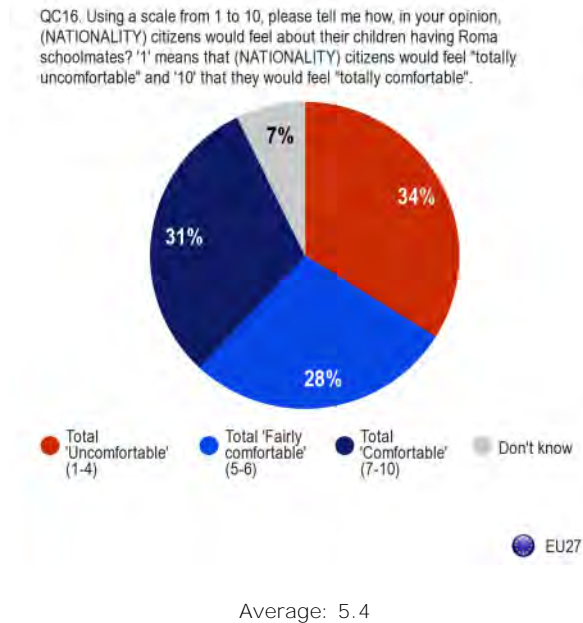
Given the absence of Roma people in Malta, it is not surprising to find a disproportionately high level of "don't know" responses there (29%). In all other countries except the UK (13%), Ireland (12%) and Estonia (11%), less than one respondent in ten has no opinion on the position of the Roma.



The main point emerging from the examination of socio-demographic and cultural factors is that **a majority in all groups in the EU agree that the Roma face discrimination**. While the analyses in general produce many findings which are familiar from other sections of this report, one anomaly which emerges is that **Europeans with Roma friends or acquaintances are less likely than Europeans without Roma friends or acquaintances to agree (71% vs. 77%) that the Roma are a group at risk of discrimination**.

### - Europeans are divided in their feelings towards the Roma -





























By asking respondents to indicate on a scale from 1 to 10 how comfortable citizens in their country would feel if their children had Roma schoolmates, the survey measures how well the Roma are accepted in the Member States. Indirectly, the question also captures respondents' own feelings towards the Roma<sup>68</sup>. Overall, 34% think citizens in their country would feel uncomfortable (giving a score from 1 to 4 on the scale), 28% believe they would feel fairly comfortable (points 5 and 6 on the scale) and 31% believe citizens in their country would feel comfortable (points 7 to 10 on the scale).



However, further analyses reveal that **people's attitudes towards the Roma differ considerably between countries**. In the countries where views of the Roma are most positive, close to half of respondents in Latvia (48%) and Poland (47%) believe citizens in their country would feel comfortable if their children had Roma schoolmates (points 7 to 10 on the scale). Over two-fifths of respondents in Romania, Finland (both 44%) and Spain (43%) share this view. However, more than half of respondents in Slovakia (58%) and the Czech Republic (52%) believe citizens in their country would feel uncomfortable if their children had Roma schoolmates (points 1 to 4 on the scale). A majority also say that citizens in their country would feel uncomfortable in Luxembourg (49%), Italy (48%), Hungary (46%), Belgium (44%), Denmark and Cyprus (both 42%), France (41%), the Netherlands (38%), Bulgaria (35%) and Ireland (33%).

<sup>68</sup> QC16 Using a scale from 1 to 10, please tell me how, in your opinion, (NATIONALITY) citizens would feel about their children having Roma schoolmates? '1' means that (NATIONALITY) citizens would feel "totally uncomfortable", and '10' that they would feel "totally comfortable".

QC16 Using a scale from 1 to 10, please tell me how, in your opinion, (NATIONALITY) citizens would feel about their children having Roma schoolmates?  
 '1' means that (NATIONALITY) citizens would feel "totally uncomfortable" and '10' that they would feel "totally comfortable".

	Total 'Uncomfortable (1-4)'	Total 'Fairly comfortable (5-6)'	Total 'Comfortable (7-10)'	Average
 EU27	34%	28%	31%	5.4
 LV	26%	20%	48%	6.5
 PL	24%	22%	47%	6.5
 RO	22%	25%	44%	6.3
 ES	26%	29%	43%	6.1
 LT	25%	30%	40%	6.1
 FI	25%	30%	44%	6.1
 SE	29%	28%	40%	6.0
 UK	28%	28%	33%	5.8
 EE	33%	25%	36%	5.6
 EL	34%	26%	39%	5.6
 PT	27%	32%	32%	5.6
 SI	34%	26%	38%	5.6
 DE	31%	30%	28%	5.4
 AT	32%	30%	30%	5.4
 BG	35%	27%	30%	5.3
 IE	33%	28%	25%	5.2
 CY	42%	23%	32%	5.1
 MT	27%	18%	22%	5.1
 NL	38%	30%	27%	5.1
 DK	42%	26%	26%	5.0
 FR	41%	27%	25%	4.9
 BE	44%	30%	24%	4.7
 HU	46%	28%	23%	4.7
 IT	48%	29%	19%	4.5
 LU	49%	24%	21%	4.5
 CZ	52%	35%	11%	4.1
 SK	58%	30%	9%	3.7

**Highest percentage per country**

*Lowest percentage per country*

Highest percentage per item

Lowest percentage per item

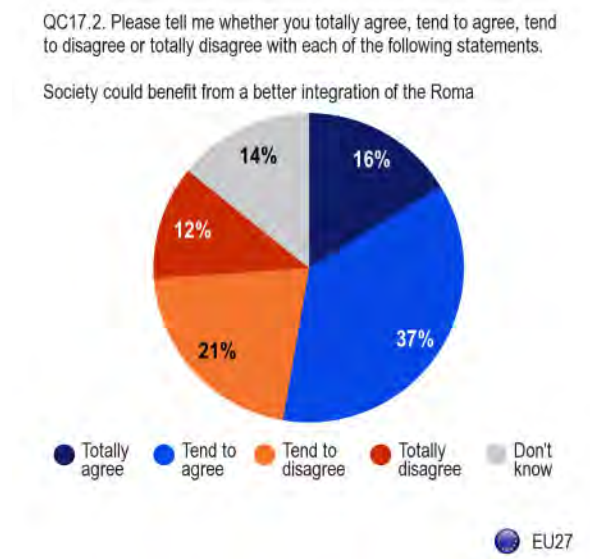
Again, the results for Malta are marked by a very high "don't know" rate (34%). In other countries, proportions range from just 1% in Greece and Finland to 14% in Ireland.

The **groups of respondents with a higher than average comfort level are:**

- Europeans with Roma friends or acquaintances (6.3);
- Europeans who consider national efforts to fight discrimination to be effective (6.0);
- Unemployed Europeans (5.8);
- Europeans who believe ethnic discrimination is rare (5.7).

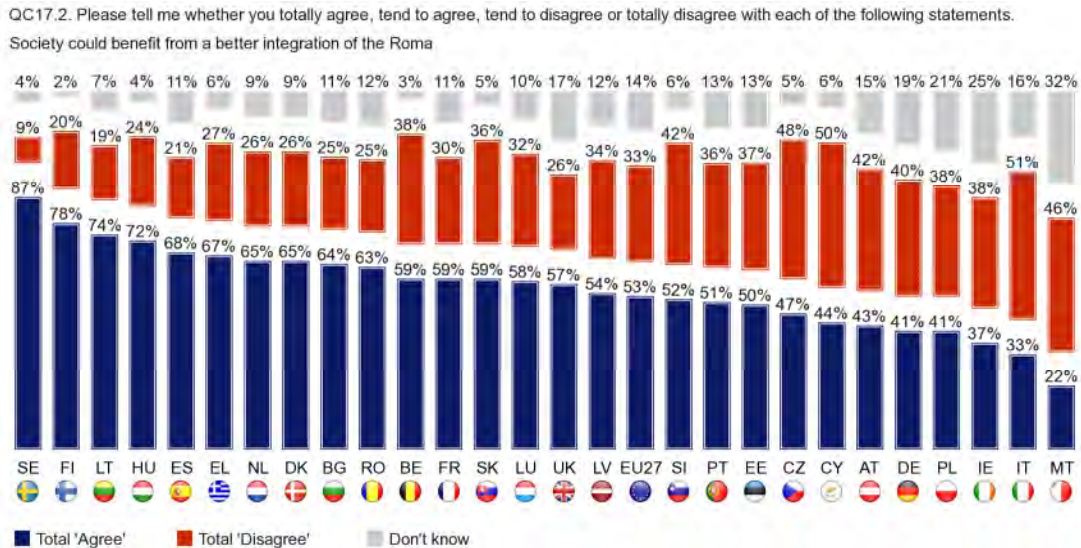
### - Majority in the EU in favour of better integration of the Roma -

Overall, the majority of Europeans (53%) believe society could benefit from a better integration of the Roma, while a third disagree (33%)<sup>69</sup>. On average, 14% answered that they "don't know".



<sup>69</sup>QC17.2. Please tell me whether you totally agree, tend to agree, tend to disagree or totally disagree with each of the following statements: Society could benefit from a better integration of the Roma.

Again, **attitudes towards the Roma vary considerably between countries**. The most inclusive attitudes are found in Sweden, where 87% agree that society could benefit from better integration of the Roma. There is also broad support in Finland (78%), Lithuania (74%) and Hungary (72%). Conversely, Italy and Cyprus are the only two Member States where an absolute majority of respondents (51% and 50%, respectively) disagree that society could benefit from better integration of the Roma. Public opinion is evenly divided in the Czech Republic (47% agree vs. 48% who disagree), Austria (43% vs. 42%) and Ireland (37% vs. 38%). In the latter country, 25% of respondents answered "don't know", which is the highest rate after Malta (32%).




On this question, there are wide differences in opinion between various socio-demographic and cultural groups. The main influential factors here are:

- **Having Roma friends or acquaintances and a diverse social circle in general:** 71% of Europeans with Roma friends or acquaintances believe society could benefit from better integration of the Roma, against 49% of Europeans without Roma friends or acquaintances.
- **Defining oneself as belonging to an ethnic minority:** 65% of Europeans in this category think that society could benefit from better integration of the Roma compared to 53% of Europeans who say they do not belong to any minority.
- **Length of full-time education:** Europeans who remained in full-time education until age 20 or older are more likely to consider that society could benefit from better integration of the Roma than Europeans who left school aged 15 or younger (62% vs. 46%).
- **Political views:** Europeans who place themselves to the left of the political spectrum (62%) are more likely to agree that society could benefit from better integration of the Roma than those who place themselves on the centre or to the right (53% and 48% respectively).

QC17.2 Please tell me whether you totally agree, tend to agree, tend to disagree or totally disagree with each of the following statements.

**Society could benefit from a better integration of the Roma**

	Total 'Agree'	Total 'Disagree'	Don't know
EU27	53%	33%	14%

 **Education (End of)**

15-	46%	38%	16%
16-19	51%	35%	14%
20+	62%	28%	10%
Still studying	57%	30%	13%

 **Left-Right scale**

(1-4) Left	62%	29%	9%
(5-6) Centre	53%	33%	14%
(7-10) Right	48%	42%	10%

**Have friends/acquaintances who are Roma**

Yes	71%	21%	8%
No	49%	37%	14%

**Considers oneself as belonging to a minority**

Ethnic	65%	26%	9%
Religious	56%	33%	11%
Sexual	54%	41%	5%
Disability	57%	30%	13%
Other	57%	30%	13%
None	53%	34%	13%

## CONCLUSIONS

Since 2006, several Eurobarometer surveys have measured the opinions and perceptions of Europeans on issues and public policies that relate to discrimination. In 2009, the study was extended to cover the impact of the economic crisis. This year, the study also includes a set of questions that measure perceptions of discrimination against the Roma. This Eurobarometer survey highlights the following elements:

### Experience of discrimination

Less than a fifth of Europeans (17%) have had experience of discrimination or harassment in the 12 months leading up to the study. The most common ground for discrimination is "being over 55 years old" (4%) followed by "gender" and "ethnic origin" (both 3%). Personal experience of discrimination remains largely at the levels measured in May 2009.

However, over one European in three (34%) reports witnessing or hearing of discrimination or harassment in the 12 months leading up to the survey. The most frequently mentioned grounds here are "ethnic origin", followed by "being over 55 years old" and "sexual orientation".

### Perceptions of discrimination

Despite a significant improvement since May 2009, ethnic origin remains the most widely perceived ground for discrimination in the EU (56%; down from 61% in 2009). "Ethnic origin" is also the most widely perceived ground outside employment (47%), although the survey shows that, for all grounds, discrimination is seen as more prevalent in employment than in other areas of life.

We also find a significant reduction in the proportion of Europeans who believe that discrimination on the grounds of disability is widespread (46%; -7 percentage points since 2009). 50% of Europeans now consider this type of discrimination to be rare or non-existent in their country. When the context is limited to outside employment, 54% believe discrimination on the grounds of disability is rare or non-existent. Yet discrimination on the grounds of disability is seen as a serious problem by many Europeans; 68% consider that the limited accessibility of goods and services constitutes a form of discrimination. Most Europeans would feel comfortable if a person with a disability were appointed to the highest elected political position in their country.

Views on discrimination on grounds of sexual orientation are very similar to those recorded in 2009 with 46% (-1 percentage point) believing it is widespread while 46% say it is rare or non-existent. Views vary widely by country; respondents in Cyprus (77%), Greece (65%) and Italy (63%) are most likely to say that discrimination on grounds of sexual orientation is widespread. The lowest level of perceived prevalence is recorded in Bulgaria (20%).



The new question on gender identity shows that many Europeans believe that discrimination on these grounds is widespread (45%). As with sexual orientation, Europeans in Cyprus (76%), Greece (64%) and Italy (64%) are most likely to say that discrimination on the grounds of gender identity is widespread.

A substantial minority of Europeans (45%) believe discrimination against people over 55 years old is widespread whereas discrimination on the grounds of being younger than 30 is seen as far less common: just 18% believe it is widespread. However, far fewer respondents believe that discrimination against the over 55s is common outside employment (32%), an indication that "old" age discrimination is mainly seen as an employment issue. This is further confirmed by the finding that many Europeans believe that equal opportunities in employment could be improved: many personal characteristics are thought to put applicants at a disadvantage in the recruitment process. Being over 55 years old is seen as the factor most likely to lead to a disadvantage.

As in the previous Eurobarometer, in May 2009, close to four out of ten Europeans believe discrimination on the grounds of religion or beliefs is widespread (39%) while more than half continue to see it as rare or non-existent (56%; -1 percentage point since 2009). Feelings towards members of religious minorities vary quite widely from one country to the other. The profile of perceptions of religious discrimination suggests that the issue remains largely latent but potentially problematic.

Far fewer Europeans than in 2009 now consider discrimination on the grounds of gender to be widespread (31%; -9 percentage points), while only 21% believe that gender discrimination is widespread outside employment. There is a particularly high level of acceptance of a woman reaching the highest elected office in a country, with over half (53%) of Europeans being "totally comfortable" with this.

Generally speaking, self-designated membership of a minority group increases the likelihood that respondents will believe that discrimination (including but not exclusively discrimination against this specific minority group) is widespread in their country. Respondents who say that they belong to a minority are more also more likely than Europeans on average to report that they have personally experienced discrimination.

**The degree of diversity in a respondent's social circle has a marked influence on his or her awareness of discrimination, as well as on how comfortable he or she is with minorities.**

The survey results highlight the fact that a diverse social circle is a very important determinant of perceptions and views of discrimination. Having a varied social circle has a "positive" influence on people's attitudes. For instance, the survey shows that Europeans with gay, lesbian or bisexual friends or acquaintances would be the most comfortable if a gay, lesbian or bisexual person were appointed to the highest elected political position in their country (giving an average rating of 8.2, while those without friends or acquaintances from a sexual minority gave a significantly lower average rating of 5.3).

At the same time, social circles of Europeans continue to become more diverse. Two out of three Europeans have friends or acquaintances who are of a different religion or have different beliefs to them (67%; +3 percentage points since May 2009) and over three out of five have friends or acquaintances with a disability (62%; +4) or of a different ethnic origin to them (59%; +2). Increases of similar magnitude are noted for the incidence of people with gay, lesbian or bisexual friends or acquaintances, although this remains at a lower level (41%). At the same time, it remains less common for Europeans to have Roma friends or acquaintances (18%; +1).

Another positive development is that more Europeans would now feel comfortable if a person from one of the minority groups mentioned in the survey were to run their country than uncomfortable.

### **Slight improvement in Europeans' awareness of their rights**

Close to four out of ten (37%) Europeans say they would know their rights should they be a victim of discrimination or harassment, a slight improvement since 2009 (+4).

Europeans belonging to a minority are only slightly more likely than average to know their rights. In the case of disabled respondents (34%), fewer than average do so. Nor are individuals who have actually experienced discrimination significantly more aware of their rights: 36% of those experiencing discrimination on a single ground and 39% of those experiencing it on multiple grounds say that they know their rights.

Europeans continue to say that they would prefer to report their case to the police should they become a victim of discrimination or harassment (34%). While tribunals are more often mentioned (10% would now prefer to report a case of discrimination to a tribunal, up from 5% in 2009), awareness of the existence of these bodies and of other options such as equal opportunity organisations (16%) or trade unions (10%) remains low, and only small minorities of Europeans would prefer to report their case to them.

### **Europeans strongly support measures to promote diversity**

Europeans are very supportive of measures to foster diversity in the workplace. Over three in four are in favour of training for employees and employers on diversity issues (79%) and of monitoring recruitment procedures to ensure that candidates from groups at risk of discrimination have the same opportunities as comparable candidates (76%). Nearly as many Europeans support the monitoring of the composition of the workplace (69%).

Finally, *working* Europeans are now less likely to agree that enough is being done in their workplace to promote diversity than they were in 2009. The results at EU level are now less positive for all five grounds where comparisons with 2009 are available.

However, analyses of the national results show that this negative development is not found throughout the European Union. In some countries, particularly Bulgaria, Finland and Malta, far more workers are now positive about the promotion of diversity in the workplace.

### **The impact of the economic crisis on discrimination and the policies to combat it**

Many Europeans believe the economic crisis is contributing to more discrimination in the labour market, in particular on the grounds of "older" age (being over 55 years old, 67%), disability (53%) and ethnic origin (52%), although public opinion is now somewhat less negative than in 2009.

As noted in 2009, there is also a widespread belief that policies promoting equality and diversity are regarded as less important and are receiving less funding as a result of the economic crisis. Just above half of Europeans (51%) now consider this to be the case, compared to 49% in 2009. Public opinion on this issue has clearly deteriorated in the Member States which are currently worst hit by the economic crisis.

### **Overall assessment of national efforts to fight discrimination**

In view of these results and in particular of concerns about the negative impact of the economic crisis, it is not surprising to find that Europeans are generally quite critical in their assessment of the effectiveness of national efforts to fight all forms of discrimination. Only 22% of Europeans believe the efforts made in their country are very effective and on a scale from 1 to 10, the average score is 5.1

Finally the survey shows that Europeans are even more critical of efforts to integrate the Roma population, returning an average score of 4.1. However, this lower score might in part be because respondents find it more difficult to assess the effectiveness of these efforts.

## **ANNEXES**



## **SPECIAL EUROBAROMETER N°393**

### Discrimination

## **TECHNICAL SPECIFICATIONS**

Between the 2<sup>nd</sup> and the 17<sup>th</sup> of June 2012, TNS Opinion & Social, a consortium created between TNS plc and TNS opinion, carried out the wave 77.4 of the EUROBAROMETER, on request of the EUROPEAN COMMISSION, Directorate-General for Communication, "Research and Speechwriting".

The SPECIAL EUROBAROMETER N°393 is part of wave 77.4 and covers the population of the respective nationalities of the European Union Member States, resident in each of the Member States and aged 15 years and over. The basic sample design applied in all states is a multi-stage, random (probability) one. In each country, a number of sampling points was drawn with probability proportional to population size (for a total coverage of the country) and to population density.

In order to do so, the sampling points were drawn systematically from each of the "administrative regional units", after stratification by individual unit and type of area. They thus represent the whole territory of the countries surveyed according to the EUROSTAT NUTS II (or equivalent) and according to the distribution of the resident population of the respective nationalities in terms of metropolitan, urban and rural areas. In each of the selected sampling points, a starting address was drawn, at random. Further addresses (every Nth address) were selected by standard "random route" procedures, from the initial address. In each household, the respondent was drawn, at random (following the "closest birthday rule"). All interviews were conducted face-to-face in people's homes and in the appropriate national language. As far as the data capture is concerned, CAPI (*Computer Assisted Personal Interview*) was used in those countries where this technique was available.

For each country a comparison between the sample and the universe was carried out. The Universe description was derived from Eurostat population data or from national statistics offices. For all countries surveyed, a national weighting procedure, using marginal and intercellular weighting, was carried out based on this Universe description. In all countries, gender, age, region and size of locality were introduced in the iteration procedure. For international weighting (i.e. EU averages), TNS Opinion & Social applies the official population figures as provided by EUROSTAT or national statistic offices. The total population figures for input in this post-weighting procedure are listed above.



Readers are reminded that survey results are estimations, the accuracy of which, everything being equal, rests upon the sample size and upon the observed percentage. With samples of about 1,000 interviews, the real percentages vary within the following confidence limits:

**Statistical Margins due to the sampling process  
(at the 95% level of confidence)**

*various sample sizes are in rows*

*various observed results are in columns*

	5%	10%	15%	20%	25%	30%	35%	40%	45%	50%	
	95%	90%	85%	80%	75%	70%	65%	60%	55%	50%	
N=50	6,0	8,3	9,9	11,1	12,0	12,7	13,2	13,6	13,8	13,9	N=50
N=500	1,9	2,6	3,1	3,5	3,8	4,0	4,2	4,3	4,4	4,4	N=500
N=1000	1,4	1,9	2,2	2,5	2,7	2,8	3,0	3,0	3,1	3,1	N=1000
N=1500	1,1	1,5	1,8	2,0	2,2	2,3	2,4	2,5	2,5	2,5	N=1500
N=2000	1,0	1,3	1,6	1,8	1,9	2,0	2,1	2,1	2,2	2,2	N=2000
N=3000	0,8	1,1	1,3	1,4	1,5	1,6	1,7	1,8	1,8	1,8	N=3000
N=4000	0,7	0,9	1,1	1,2	1,3	1,4	1,5	1,5	1,5	1,5	N=4000
N=5000	0,6	0,8	1,0	1,1	1,2	1,3	1,3	1,4	1,4	1,4	N=5000
N=6000	0,6	0,8	0,9	1,0	1,1	1,2	1,2	1,2	1,3	1,3	N=6000
N=7000	0,5	0,7	0,8	0,9	1,0	1,1	1,1	1,1	1,2	1,2	N=7000
N=7500	0,5	0,7	0,8	0,9	1,0	1,0	1,1	1,1	1,1	1,1	N=7500
N=8000	0,5	0,7	0,8	0,9	0,9	1,0	1,0	1,1	1,1	1,1	N=8000
N=9000	0,5	0,6	0,7	0,8	0,9	0,9	1,0	1,0	1,0	1,0	N=9000
N=10000	0,4	0,6	0,7	0,8	0,8	0,9	0,9	1,0	1,0	1,0	N=10000
N=11000	0,4	0,6	0,7	0,7	0,8	0,9	0,9	0,9	0,9	0,9	N=11000
N=12000	0,4	0,5	0,6	0,7	0,8	0,8	0,9	0,9	0,9	0,9	N=12000
N=13000	0,4	0,5	0,6	0,7	0,7	0,8	0,8	0,8	0,9	0,9	N=13000
N=14000	0,4	0,5	0,6	0,7	0,7	0,8	0,8	0,8	0,8	0,8	N=14000
N=15000	0,3	0,5	0,6	0,6	0,7	0,7	0,8	0,8	0,8	0,8	N=15000
	5%	10%	15%	20%	25%	30%	35%	40%	45%	50%	
	95%	90%	85%	80%	75%	70%	65%	60%	55%	50%	



ABBR.	COUNTRIES	INSTITUTES	N° INTERVIEWS	FIELDWORK DATES		POPULATION 15+
BE	Belgium	TNS Dimarso	1.059	02/06/12	17/06/12	8.866.411
BG	Bulgaria	TNS BBSS	1.008	02/06/12	11/06/12	6.584.957
CZ	Czech Rep.	TNS Aisa	1.004	02/06/12	14/06/12	8.987.535
DK	Denmark	TNS Gallup DK	1.008	02/06/12	17/06/12	4.533.420
DE	Germany	TNS Infratest	1.505	02/06/12	17/06/12	64.545.601
EE	Estonia	Emor	1.005	02/06/12	17/06/12	916.000
IE	Ireland	Ipsos MRBI	997	02/06/12	15/06/12	3.375.399
EL	Greece	TNS ICAP	1.000	02/06/12	15/06/12	8.693.566
ES*	Spain	TNS Demoscopia	1.011	02/06/12	17/06/12	39.035.867
FR	France	TNS Sofres	1.027	02/06/12	17/06/12	47.620.942
IT	Italy	TNS Infratest	1.026	02/06/12	17/06/12	51.252.247
CY	Rep. of Cyprus	Synovate	504	02/06/12	17/06/12	651.400
LV	Latvia	TNS Latvia	1.024	02/06/12	17/06/12	1.448.719
LT	Lithuania	TNS LT	1.028	02/06/12	17/06/12	2.849.359
LU	Luxembourg	TNS ILReS	503	02/06/12	16/06/12	404.907
HU	Hungary	TNS Hoffmann Kft	1.009	02/06/12	17/06/12	8.320.614
MT	Malta	MISCO	500	02/06/12	16/06/12	335.476
NL	Netherlands	TNS NIPO	1.003	02/06/12	17/06/12	13.288.200
AT	Austria	Osterreichisches Gallup-Institut	1.001	02/06/12	17/06/12	6.973.277
PL	Poland	TNS OBOP	1.000	02/06/12	17/06/12	32.306.436
PT	Portugal	TNS EUROTESTE	1.001	02/06/12	17/06/12	8.080.915
RO	Romania	TNS CSOP	1.043	02/06/12	14/06/12	18.246.731
SI	Slovenia	RM PLUS	1.005	02/06/12	17/06/12	1.748.308
SK	Slovakia	TNS Slovakia	1.000	02/06/12	17/06/12	4.549.954
FI	Finland	TNS Gallup Oy	1.017	02/06/12	17/06/12	4.412.321
SE	Sweden	TNS GALLUP	1.033	02/06/12	17/06/12	7.723.931
UK	United Kingdom	TNS UK	1.301	02/06/12	17/06/12	51.081.866
<b>TOTAL EU27</b>			<b>26.622</b>	<b>02/06/12</b>	<b>17/06/12</b>	<b>406.834.359</b>

\*Due to a technical issue, the fieldwork in Spain for QC9 was conducted by phone, the 12 and 13 November

## QUESTIONNAIRE



## C. DISCRIMINATION

Discrimination is understood to mean when a person or group is treated less favourably than others because of personal characteristics.

Harassment is commonly understood to arise when unwanted behaviour takes place with the purpose or effect of violating the dignity of a person and of creating a hostile, degrading, humiliating or offensive environment.

QC1 For each of the following types of discrimination, could you please tell me whether, in your opinion, it is very widespread, fairly widespread, fairly rare or very rare in (OUR COUNTRY)? Discrimination on the basis of...

(SHOW CARD WITH SCALE – ONE ANSWER PER LINE)

	(READ OUT – ROTATE)	Very widespread	Fairly widespread	Fairly rare	Very rare	Non-existent (SPONTANEOUS)	DK
1	Ethnic origin	1	2	3	4	5	6
2	Sexual orientation (being gay, lesbian or bisexual)	1	2	3	4	5	6
3	Being over 55 years old	1	2	3	4	5	6
4	Being under 30 years old	1	2	3	4	5	6
5	Religion or beliefs	1	2	3	4	5	6
6	Disability	1	2	3	4	5	6
7	Gender identity (being transgender or transsexual)	1	2	3	4	5	6
8	Gender	1	2	3	4	5	6

EB71.2 QE1 TREND MODIFIED

QC2 In the past 12 months have you personally felt discriminated against or harassed on the basis of one or more of the following grounds? Please tell me all that apply.

(SHOW CARD WITH LETTERS – DO NOT READ OUT – MULTIPLE ANSWERS POSSIBLE)

Ethnic origin	1,
Gender	2,
Sexual orientation (being gay, lesbian or bisexual)	3,
Being over 55 years old	4,
Being under 30 years old	5,
Religion or beliefs	6,
Disability	7,
Gender identity (being transgender or transsexual)	8,
For another reason	9,
No	10,
DK	11,
NEW	

QC3 In the past 12 months, have you witnessed or heard of someone being discriminated against or harassed on the basis of one or more of the following grounds? Please tell me all that apply.

(SHOW CARD WITH LETTERS – DO NOT READ OUT – MULTIPLE ANSWERS POSSIBLE)

Ethnic origin	1,
Gender	2,
Sexual orientation (being gay, lesbian or bisexual)	3,
Being over 55 years old	4,
Being under 30 years old	5,
Religion or beliefs	6,
Disability	7,
Gender identity (being transgender or transsexual)	8,
For another reason	9,
No	10,
DK	11,
NEW	

QC4 In (OUR COUNTRY) when a company wants to hire someone and has the choice between two candidates with equal skills and qualifications, which of the following criteria may, in your opinion, put one candidate at a disadvantage?

(SHOW CARD – READ OUT – ROTATE – MULTIPLE ANSWERS POSSIBLE)

The candidate's name	1,
The candidate's address	2,
The candidate's way of speaking, his or her accent	3,
The candidate's skin colour or ethnic origin	4,
The candidate's gender (male or female)	5,
The candidate's gender identity (being transgender or transsexual)	6,
The candidate's sexual orientation (being gay, lesbian or bisexual)	7,
The candidate's age, if he/she is over 55 years old	8,
The candidate's age, if he/she is under 30 years old	9,
A disability	10,
The expression of a religious belief (for example, wearing a visible religious symbol)	11,
The candidate's look (manner of dress or presentation)	12,
The candidate's physical appearance (size, weight, face, etc.)	13,
Other (SPONTANEOUS)	14,
None (SPONTANEOUS)	15,
DK	16,
NEW	

**QC5** And using a scale from 1 to 10, please tell me how you would feel about having someone from each of the following categories in the highest elected political position in (OUR COUNTRY)? '1' means that you would feel "totally uncomfortable" and '10' that you would feel "totally comfortable".  
(SHOW CARD WITH SCALE - ONE ANSWER PER LINE) - (IF NECESSARY, EXPLAIN TO THE RESPONDENT THAT THIS WOULD BE THE PRESIDENT/ PRIME MINISTER/ CHANCELLOR, ETC. AS RELEVANT IN YOUR NATIONAL CONTEXT)

	(READ OUT – ROTATE)	1 Totally uncomfortable	2	3	4	5	6	7	8	9	10 Totally comfortable	Indifferent (SPONTANEOUS)	DK
1	A woman	1	2	3	4	5	6	7	8	9	10	11	12
2	A gay, lesbian or bisexual person	1	2	3	4	5	6	7	8	9	10	11	12
3	A person of a different ethnic origin than the majority of the population	1	2	3	4	5	6	7	8	9	10	11	12
4	A person under 30 years old	1	2	3	4	5	6	7	8	9	10	11	12
5	A person from a different religion than the majority of the population	1	2	3	4	5	6	7	8	9	10	11	12
6	A person with a disability	1	2	3	4	5	6	7	8	9	10	11	12
7	A person over 75 years old	1	2	3	4	5	6	7	8	9	10	11	12
8	A transgender or transsexual person	1	2	3	4	5	6	7	8	9	10	11	12

EB71.2 QE6 TREND MODIFIED

**QC6** To what extent do you support or oppose the following measures in the work place to foster diversity?  
(SHOW CARD WITH SCALE - ONE ANSWER PER LINE)

	(READ OUT – ROTATE)	Totally support	Somewhat support	Somewhat oppose	Totally oppose	DK
1	Training on diversity issues for employees and employers	1	2	3	4	5
2	Monitoring the composition of the work-force to evaluate the representation of groups at risk of discrimination	1	2	3	4	5
3	Monitoring recruitment procedures to ensure that candidates from groups at risk of discrimination have the same opportunities as other candidates with similar skills and qualifications	1	2	3	4	5

EB71.2 QE8 TREND MODIFIED

**QC7** Using a scale from 1 to 10, please tell me if you think that the efforts made in (OUR COUNTRY) to fight all forms of discrimination are effective. '1' means you consider that these efforts are "not at all effective", and '10' that you consider that these efforts are "very effective".  
(SHOW CARD - ONE ANSWER ONLY)

1 Not at all effective	2	3	4	5	6	7	8	9	10 Very effective
1	2	3	4	5	6	7	8	9	10

No efforts made in (OUR COUNTRY) (SPONTANEOUS)

11

DK

12

NEW

**QC8** Would you know your rights if you were the victim of discrimination or harassment?  
(ONE ANSWER ONLY)

Yes

1

No

2

That depends (SPONTANEOUS)

3

DK

4

EB71.2 QE10 TREND MODIFIED

**QC9** Do you think that due to the economic crisis the policies promoting equality and diversity in (OUR COUNTRY), are being regarded as less important or are receiving less funding?  
(READ OUT – ONE ANSWER ONLY)

Yes, definitely

1

Yes, to some extent

2

No, not really

3

No, definitely not

4

DK

5

EB71.2 QE12 TREND MODIFIED

**QC10 Do you think that the economic crisis is contributing to an increase in discrimination on the basis of ... in the labour market?**

(SHOW CARD WITH SCALE – ONE ANSWER PER LINE)

	(READ OUT – ROTATE)	Yes, definitely	Yes, to some extent	No, not really	No, definitely not	DK
1	Ethnic origin	1	2	3	4	5
2	Sexual orientation (being gay, lesbian or bisexual)	1	2	3	4	5
3	Being over 55 years old	1	2	3	4	5
4	Being under 30 years old	1	2	3	4	5
5	Religion or beliefs	1	2	3	4	5
6	Disability	1	2	3	4	5
7	Gender identity (being transgender or transsexual)	1	2	3	4	5
8	Gender	1	2	3	4	5

EB71.2 QE13 TREND MODIFIED

**QC11 Do you think that enough is being done to promote diversity in your work place as far as ... is concerned?**

(SHOW CARD WITH SCALE – ONE ANSWER PER LINE)

	(READ OUT – ROTATE)	Yes, definitely	Yes, to some extent	No, not really	No, definitely not	There is no need to promote diversity (SPONTANEOUS)	Not applicable (SPONTANEOUS)	DK
1	Ethnic origin	1	2	3	4	5	6	7
2	Gender	1	2	3	4	5	6	7
3	Sexual orientation (being gay, lesbian or bisexual)	1	2	3	4	5	6	7
4	Age, for those being over 55 years old	1	2	3	4	5	6	7
5	Age, for those being under 30 years old	1	2	3	4	5	6	7
6	Religion and beliefs	1	2	3	4	5	6	7
7	Disability	1	2	3	4	5	6	7
8	Gender identity (being transgender or transsexual)	1	2	3	4	5	6	7

EB71.2 QE14 TREND MODIFIED

**QC12 If you were the victim of discrimination or harassment, to whom would you prefer to report your case?**

(READ OUT – ONE ANSWER ONLY)

Trade Unions	1
NGO's - associations	2
Tribunals	3
An equal opportunities organisation (SPECIFY THE NAME ACCORDING TO THE COUNTRY)	4
Lawyer	5
Police	6
Other (SPONTANEOUS)	7
DK	8

EB71.2 QE15a MODIFIED TREND

**QC13 Discrimination can happen outside working life. For example, in education, when people go shopping, visit restaurants/ bars, try to rent an accommodation or buy a property, go to a doctor or to a hospital. Could you please tell me whether, in your opinion, discrimination outside working life is very widespread, fairly widespread, fairly rare or very rare in (OUR COUNTRY)? Discrimination on the basis of...**

(SHOW CARD WITH SCALE - ONE ANSWER PER LINE)

	(READ OUT – ROTATE)	Very widespread	Fairly widespread	Fairly rare	Very rare	Non-existent (SPONTANEOUS)	DK
1	Ethnic origin	1	2	3	4	5	6
2	Sexual orientation (being gay, lesbian or bisexual)	1	2	3	4	5	6
3	Being over 55 years old	1	2	3	4	5	6
4	Being under 30 years old	1	2	3	4	5	6
5	Religion or beliefs	1	2	3	4	5	6
6	Disability	1	2	3	4	5	6
7	Gender identity (being transgender or transsexual)	1	2	3	4	5	6
8	Gender	1	2	3	4	5	6

NEW

**QC14 Persons with disabilities and older people may encounter obstacles in using and accessing goods and services. Where there is little or no accessibility, do you think this is discrimination against these groups?**

(READ OUT – ONE ANSWER ONLY)

Yes, definitely	1
Yes, to some extent	2
No, not really	3
No, definitely not	4
DK	5

NEW

Let’s now discuss about the Roma.

The term "Roma" is used here, as well as by a number of international organisations and representatives of Roma groups in Europe, to refer to a number of different groups (such as Roma, Sinti, Kale, Gypsies, Romanichels, Boyash, Ashkali, Egyptians, Yenish, Dom, Lom) and also includes Travellers, without denying the specificities and varieties of lifestyles and situations of these groups.

**QC15** Using a scale from 1 to 10, please tell me if you think that the efforts made in (OUR COUNTRY) for the integration (in the fields of education, health, housing and employment) of its Roma population are effective. '1' means you consider that these efforts are "not at all effective" and '10' that you consider that these efforts are "very effective".

(SHOW CARD – ONE ANSWER ONLY)

1 Not at all effective	2	3	4	5	6	7	8	9	10 Very effective
1	2	3	4	5	6	7	8	9	10

No efforts are made in (OUR COUNTRY) (SPONTANEOUS)

11

DK

12

NEW

**QC16** Using a scale from 1 to 10, please tell me how, in your opinion, (NATIONALITY) citizens would feel about their children having Roma schoolmates? '1' means that (NATIONALITY) citizens would feel "totally uncomfortable" and '10' that they would feel "totally comfortable".

(SHOW CARD – ONE ANSWER ONLY)

1 Totally uncomfortable	2	3	4	5	6	7	8	9	10 Totally comfortable
1	2	3	4	5	6	7	8	9	10

DK

11

NEW

**QC17** Please tell me whether you totally agree, tend to agree, tend to disagree or totally disagree with each of the following statements.

(SHOW CARD WITH SCALE – ONE ANSWER PER LINE)

	(READ OUT)	Totally agree	Tend to agree	Tend to disagree	Totally disagree	DK
1	The Roma are a group of people at risk of discrimination	1	2	3	4	5
2	Society could benefit from a better integration of the Roma	1	2	3	4	5

NEW

**SD1 Do you have friends or acquaintances who are...?**

(ONE ANSWER PER LINE)

	(READ OUT)	Yes	No	DK
1	People whose ethnic origin is different from yours	1	2	3
2	Roma	1	2	3
3	Gay, lesbian or bisexual	1	2	3
4	Disabled	1	2	3
5	Of a different religion or have different beliefs than you	1	2	3
6	Transgender or transsexual	1	2	3

EB71.2 QE16 TREND MODIFIED

**SD2 Where you live, do you consider yourself to be part of any of the following? Please tell me all that apply.**

(READ OUT – ROTATE – MULTIPLE ANSWERS POSSIBLE)

An ethnic minority	1,
A religious minority	2,
A sexual minority (like being a gay, lesbian, or bisexual)	3,
A minority in terms of disability	4,
Any other minority group (SPONTANEOUS)	5,
None (SPONTANEOUS)	6,
DK	7,

EB71.2 QE17 TREND MODIFIED

**SD3 Do you consider yourself to be...?**

(SHOW CARD - DO NOT READ OUT - ONE ANSWER ONLY)

Catholic	1
Orthodox	2
Protestant	3
Other Christian	4
Jewish	5
Muslim	6
Sikh	7
Buddhist	8
Hindu	9
Atheist	10
Non believer/ Agnostic	11
Other (SPONTANEOUS)	12
DK	13

EB73.1 QB33

**SD4 Do you suffer from a chronic physical or mental health problem which affects you in your daily activities?**

(ONE ANSWER ONLY)

Yes	1
No	2
Refusal (SPONTANEOUS)	3

EB72.1 QE18

**SD5 You personally, were you born...?**

(SHOW CARD - READ OUT - ONE ANSWER ONLY)

In (OUR COUNTRY)	1
In another Member State of the EU	2
In Europe, but not in a Member State of the EU	3
In Asia, in Africa or in Latin America	4
In Northern America, in Japan or in Oceania	5
DK/ Refusal (SPONTANEOUS)	6

EB73.4 D41

**SD6 Which of these proposals corresponds to your situation?**

(SHOW CARD - READ OUT - ONE ANSWER ONLY)

Your mother and your father were born in (OUR COUNTRY)	1
One of your parents was born in (OUR COUNTRY) and the other was born in another Member State of the EU	2
Your mother and your father were born in another Member State of the EU	3
One of your parents was born in (OUR COUNTRY) and the other was born outside the EU	4
Your mother and your father were born outside the EU	5
One of your parents was born in another Member State of the EU and the other was born outside the EU	6
DK/ Refusal (SPONTANEOUS)	7

EB73.4 D42

## **TABLES**

QC1.1 Pour chacun des types de discrimination suivants, dites-moi si, selon vous, il s'agit de quelque chose de très répandu, assez répandu, plutôt rare ou très rare en (NOTRE PAYS). Des discriminations sur base ...





























De l'origine ethnique

QC1.1 For each of the following types of discrimination, could you please tell me whether, in your opinion, it is very widespread, fairly widespread, fairly rare or very rare in (OUR COUNTRY)? Discrimination on the basis of...

Ethnic origin

QC1.1 Bitte sagen Sie mir für jede der folgenden Arten von Diskriminierung, ob sie in (UNSEREM LAND) Ihrer Meinung nach sehr verbreitet, ziemlich verbreitet, ziemlich selten oder sehr selten ist. Wie ist das mit Diskriminierung aufgrund ...

Der ethnischen Herkunft

%		Très répandu		Plutôt répandu		Plutôt rare		Très rare		Inexistant (SPONTANE) Non-existent (SPONTANEOUS) Existiert nicht (SPONTAN)		NSP		Total 'Répandu' Total 'Widespread' Gesamt 'Weit verbreitet'		Total 'Rare' Total 'Rare' Gesamt 'Selten'	
		Very widespread		Fairly widespread		Fairly rare		Very rare				DK					
		Sehr verbreitet		Ziemlich verbreitet		Ziemlich selten		Sehr selten				Weiß nicht / Keine Angabe					
		EB 77.4	Diff. EB 71.2	EB 77.4	Diff. EB 71.2	EB 77.4	Diff. EB 71.2	EB 77.4	Diff. EB 71.2	EB 77.4	Diff. EB 71.2	EB 77.4	Diff. EB 71.2	EB 77.4	Diff. EB 71.2	EB 77.4	Diff. EB 71.2
	EU 27	12	-4	44	-1	28	3	9	2	2	-1	5	1	56	-5	37	5
	BE	17	-6	51	3	22	0	8	3	1	1	1	-1	68	-3	30	3
	BG	9	-1	31	1	27	-1	16	2	12	0	5	-1	40	0	43	1
	CZ	12	-3	40	-2	37	5	7	0	1	-1	3	1	52	-5	44	5
	DK	16	-10	54	3	25	6	3	0	0	0	2	1	70	-7	28	6
	DE	7	-4	44	1	34	2	10	2	1	-1	4	0	51	-3	44	4
	EE	4	-4	33	0	35	5	17	4	6	-6	5	1	37	-4	52	9
	IE	5	-5	30	-6	33	7	18	0	4	0	10	4	35	-11	51	7
	EL	25	-1	45	0	19	0	8	-1	2	1	1	1	70	-1	27	-1
	ES	11	-4	47	-4	30	7	10	2	0	-1	2	0	58	-8	40	9
	FR	22	-3	54	0	16	1	2	1	0	0	6	1	76	-3	18	2
	IT	13	-5	48	-5	24	5	8	3	2	1	5	1	61	-10	32	8
	CY	24	5	51	0	15	-5	6	-2	3	2	1	0	75	5	21	-7
	LV	4	-1	22	-7	30	-4	22	6	16	5	6	1	26	-8	52	2
	LT	2	-2	15	-7	40	6	25	2	8	-2	10	3	17	-9	65	8
	LU	7	-4	46	11	34	-4	9	-1	2	1	2	-3	53	7	43	-5
	HU	28	-5	42	-4	18	3	8	5	1	0	3	1	70	-9	26	8
	MT	14	-23	39	-1	29	15	10	7	2	1	6	1	53	-24	39	22
	NL	14	-14	56	4	24	9	4	1	0	0	2	0	70	-10	28	10
	AT	8	-7	40	-8	33	10	12	6	4	1	3	-2	48	-15	45	16
	PL	4	-1	22	-6	38	1	15	2	11	2	10	2	26	-7	53	3
	PT	8	-1	45	-3	29	1	9	3	3	-1	6	1	53	-4	38	4
	RO	8	-3	31	-4	24	1	18	4	9	-1	10	3	39	-7	42	5
	SI	5	-6	30	-9	32	-1	25	14	5	2	3	0	35	-15	57	13
	SK	7	-3	37	-2	36	0	13	2	3	2	4	1	44	-5	49	2
	FI	11	-1	58	-2	27	2	2	0	1	1	1	0	69	-3	29	2
	SE	18	-1	57	-2	21	3	2	0	0	0	2	0	75	-3	23	3
	UK	13	-3	44	2	32	2	6	1	0	-1	5	-1	57	-1	38	3

QC1.2 Pour chacun des types de discrimination suivants, dites-moi si, selon vous, il s'agit de quelque chose de très répandu, assez répandu, plutôt rare ou très rare en (NOTRE PAYS). Des discriminations sur base ...





























De l'orientation sexuelle (être homosexuel, lesbienne ou bisexuel)

QC1.2 For each of the following types of discrimination, could you please tell me whether, in your opinion, it is very widespread, fairly widespread, fairly rare or very rare in (OUR COUNTRY)? Discrimination on the basis of...

Sexual orientation (being gay, lesbian or bisexual)

QC1.2 Bitte sagen Sie mir für jede der folgenden Arten von Diskriminierung, ob sie in (UNSEREM LAND) Ihrer Meinung nach sehr verbreitet, ziemlich verbreitet, ziemlich selten oder sehr selten ist. Wie ist das mit Diskriminierung aufgrund ...

Der sexuellen Orientierung (weil jemand schwul, lesbisch oder bisexuell ist)

	%	Très répandu		Plutôt répandu		Plutôt rare		Très rare		Inexistant (SPONTANE) Non-existent (SPONTANEOUS) Existiert nicht (SPONTAN)		NSP DK Weiß nicht / Keine Angabe		Total 'Répandu' Total 'Widespread' Gesamt 'Weit verbreitet'		Total 'Rare' Total 'Rare' Gesamt 'Selten'	
		EB	Diff.	EB	Diff.	EB	Diff.	EB	Diff.	EB	Diff.	EB	Diff.	EB	Diff.	EB	Diff.
		77.4	EB 71.2	77.4	EB 71.2	77.4	EB 71.2	77.4	EB 71.2	77.4	EB 71.2	77.4	EB 71.2	77.4	EB 71.2	77.4	EB 71.2
	EU 27	11	-1	35	0	32	0	11	0	3	0	8	1	46	-1	43	0
	BE	10	-1	40	6	36	0	12	-1	1	-2	1	-2	50	5	48	-1
	BG	4	-1	16	-1	21	-1	20	3	13	1	26	-1	20	-2	41	2
	CZ	4	0	19	1	48	0	19	-3	5	0	5	2	23	1	67	-3
	DK	6	-3	31	2	47	3	13	-2	0	-1	3	1	37	-1	60	1
	DE	6	-2	30	2	38	-2	18	0	2	0	6	2	36	0	56	-2
	EE	5	-3	27	7	30	1	18	2	9	-4	11	-3	32	4	48	3
	IE	4	-5	19	-2	36	4	23	0	5	0	13	3	23	-7	59	4
	EL	22	0	43	1	23	0	8	-3	1	-1	3	3	65	1	31	-3
	ES	10	0	34	0	36	1	15	1	0	-2	5	0	44	0	51	2
	FR	16	0	45	0	29	0	3	0	1	0	6	0	61	0	32	0
	IT	16	1	47	1	21	-2	8	-1	3	1	5	0	63	2	29	-3
	CY	31	6	46	5	14	-7	4	-3	1	0	4	-1	77	11	18	-10
	LV	4	-7	22	-7	22	-4	22	9	15	5	15	4	26	-14	44	5
	LT	13	1	29	5	25	1	15	1	6	-1	12	-7	42	6	40	2
	LU	4	-6	28	-1	43	5	16	2	2	1	7	-1	32	-7	59	7
	HU	13	-2	29	0	25	-7	19	7	4	0	10	2	42	-2	44	0
	MT	13	-9	41	6	27	4	9	-1	3	1	7	-1	54	-3	36	3
	NL	13	0	41	0	36	0	8	0	0	0	2	0	54	0	44	0
	AT	5	-2	32	-2	37	2	14	1	6	2	6	-1	37	-4	51	3
	PL	12	-4	30	-4	25	2	10	3	9	1	14	2	42	-8	35	5
	PT	13	0	42	-3	25	-1	8	1	2	-2	10	5	55	-3	33	0
	RO	8	-11	25	-5	20	4	16	4	11	3	20	5	33	-16	36	8
	SI	11	-5	37	6	24	-7	17	5	4	-1	7	2	48	1	41	-2
	SK	9	3	23	2	33	-6	19	-3	5	0	11	4	32	5	52	-9
	FI	8	1	42	-1	41	1	5	-1	1	0	3	0	50	0	46	0
	SE	7	-3	40	-7	44	9	7	2	0	0	2	-1	47	-10	51	11
	UK	10	0	33	3	39	0	9	0	1	0	8	-3	43	3	48	0



QC1.3 Pour chacun des types de discrimination suivants, dites-moi si, selon vous, il s'agit de quelque chose de très répandu, assez répandu, plutôt rare ou très rare en (NOTRE PAYS). Des discriminations sur base ...





























De l'âge pour ceux qui sont âgés de plus de 55 ans

QC1.3 For each of the following types of discrimination, could you please tell me whether, in your opinion, it is very widespread, fairly widespread, fairly rare or very rare in (OUR COUNTRY)? Discrimination on the basis of...

Being over 55 years old

QC1.3 Bitte sagen Sie mir für jede der folgenden Arten von Diskriminierung, ob sie in (UNSEREM LAND) Ihrer Meinung nach sehr verbreitet, ziemlich verbreitet, ziemlich selten oder sehr selten ist. Wie ist das mit Diskriminierung aufgrund ...

Des Alters, weil jemand älter als 55 Jahre ist

		Très répandu Very widespread Sehr verbreitet	Plutôt répandu Fairly widespread Ziemlich verbreitet	Plutôt rare Fairly rare Ziemlich selten	Très rare Very rare Sehr selten	Inexistant (SPONTANE) Non-existent (SPONTANEOUS) Existiert nicht (SPONTAN)	NSP DK Weiß nicht / Keine Angabe	Total 'Répandu' Total 'Widespread' Gesamt 'Weit verbreitet'	Total 'Rare' Total 'Rare' Gesamt 'Selten'
	%	EB 77.4	EB 77.4	EB 77.4	EB 77.4	EB 77.4	EB 77.4	EB 77.4	EB 77.4
 EU 27		<b>11</b>	<b>34</b>	<b>31</b>	<b>15</b>	<b>4</b>	<b>5</b>	<b>45</b>	<b>46</b>
 BE		<b>8</b>	<b>34</b>	<b>38</b>	<b>18</b>	<b>1</b>	<b>1</b>	<b>42</b>	<b>56</b>
 BG		<b>18</b>	<b>40</b>	<b>17</b>	<b>10</b>	<b>7</b>	<b>8</b>	<b>58</b>	<b>27</b>
 CZ		<b>24</b>	<b>44</b>	<b>22</b>	<b>7</b>	<b>1</b>	<b>2</b>	<b>68</b>	<b>29</b>
 DK		<b>5</b>	<b>27</b>	<b>44</b>	<b>21</b>	<b>1</b>	<b>2</b>	<b>32</b>	<b>65</b>
 DE		<b>8</b>	<b>27</b>	<b>37</b>	<b>23</b>	<b>2</b>	<b>3</b>	<b>35</b>	<b>60</b>
 EE		<b>10</b>	<b>45</b>	<b>23</b>	<b>14</b>	<b>4</b>	<b>4</b>	<b>55</b>	<b>37</b>
 IE		<b>2</b>	<b>17</b>	<b>32</b>	<b>33</b>	<b>9</b>	<b>7</b>	<b>19</b>	<b>65</b>
 EL		<b>12</b>	<b>31</b>	<b>26</b>	<b>20</b>	<b>10</b>	<b>1</b>	<b>43</b>	<b>46</b>
 ES		<b>13</b>	<b>32</b>	<b>31</b>	<b>21</b>	<b>1</b>	<b>2</b>	<b>45</b>	<b>52</b>
 FR		<b>13</b>	<b>43</b>	<b>30</b>	<b>8</b>	<b>1</b>	<b>5</b>	<b>56</b>	<b>38</b>
 IT		<b>11</b>	<b>35</b>	<b>23</b>	<b>15</b>	<b>9</b>	<b>7</b>	<b>46</b>	<b>38</b>
 CY		<b>14</b>	<b>45</b>	<b>22</b>	<b>12</b>	<b>5</b>	<b>2</b>	<b>59</b>	<b>34</b>
 LV		<b>20</b>	<b>43</b>	<b>16</b>	<b>10</b>	<b>7</b>	<b>4</b>	<b>63</b>	<b>26</b>
 LT		<b>15</b>	<b>44</b>	<b>22</b>	<b>11</b>	<b>3</b>	<b>5</b>	<b>59</b>	<b>33</b>
 LU		<b>6</b>	<b>26</b>	<b>35</b>	<b>22</b>	<b>7</b>	<b>4</b>	<b>32</b>	<b>57</b>
 HU		<b>30</b>	<b>45</b>	<b>13</b>	<b>7</b>	<b>2</b>	<b>3</b>	<b>75</b>	<b>20</b>
 MT		<b>11</b>	<b>24</b>	<b>26</b>	<b>24</b>	<b>10</b>	<b>5</b>	<b>35</b>	<b>50</b>
 NL		<b>11</b>	<b>31</b>	<b>35</b>	<b>19</b>	<b>1</b>	<b>3</b>	<b>42</b>	<b>54</b>
 AT		<b>8</b>	<b>25</b>	<b>34</b>	<b>17</b>	<b>13</b>	<b>3</b>	<b>33</b>	<b>51</b>
 PL		<b>10</b>	<b>34</b>	<b>27</b>	<b>11</b>	<b>11</b>	<b>7</b>	<b>44</b>	<b>38</b>
 PT		<b>11</b>	<b>37</b>	<b>29</b>	<b>13</b>	<b>6</b>	<b>4</b>	<b>48</b>	<b>42</b>
 RO		<b>10</b>	<b>38</b>	<b>23</b>	<b>12</b>	<b>7</b>	<b>10</b>	<b>48</b>	<b>35</b>
 SI		<b>7</b>	<b>34</b>	<b>27</b>	<b>25</b>	<b>4</b>	<b>3</b>	<b>41</b>	<b>52</b>
 SK		<b>24</b>	<b>42</b>	<b>22</b>	<b>8</b>	<b>1</b>	<b>3</b>	<b>66</b>	<b>30</b>
 FI		<b>7</b>	<b>35</b>	<b>43</b>	<b>11</b>	<b>2</b>	<b>2</b>	<b>42</b>	<b>54</b>
 SE		<b>8</b>	<b>37</b>	<b>38</b>	<b>15</b>	<b>0</b>	<b>2</b>	<b>45</b>	<b>53</b>
 UK		<b>8</b>	<b>31</b>	<b>40</b>	<b>14</b>	<b>1</b>	<b>6</b>	<b>39</b>	<b>54</b>

QC1.4 Pour chacun des types de discrimination suivants, dites-moi si, selon vous, il s'agit de quelque chose de très répandu, assez répandu, plutôt rare ou très rare en (NOTRE PAYS). Des discriminations sur base ...





























De l'âge pour ceux qui sont âgés de moins de 30 ans

QC1.4 For each of the following types of discrimination, could you please tell me whether, in your opinion, it is very widespread, fairly widespread, fairly rare or very rare in (OUR COUNTRY)? Discrimination on the basis of...

Being under 30 years old

QC1.4 Bitte sagen Sie mir für jede der folgenden Arten von Diskriminierung, ob sie in (UNSEREM LAND) Ihrer Meinung nach sehr verbreitet, ziemlich verbreitet, ziemlich selten oder sehr selten ist. Wie ist das mit Diskriminierung aufgrund ...

Des Alters, weil jemand jünger als 30 Jahre ist

		Très répandu	Plutôt répandu	Plutôt rare	Très rare	Inexistant (SPONTANE)	NSP	Total 'Répandu'	Total 'Rare'
		Very widespread	Fairly widespread	Fairly rare	Very rare	Non-existent (SPONTANEOUS)	DK	Total 'Widespread'	Total 'Rare'
		Sehr verbreitet	Ziemlich verbreitet	Ziemlich selten	Sehr selten	Existiert nicht (SPONTAN)	Weiß nicht / Keine Angabe	Gesamt 'Weit verbreitet'	Gesamt 'Selten'
%		EB 77.4	EB 77.4	EB 77.4	EB 77.4	EB 77.4	EB 77.4	EB 77.4	EB 77.4
	EU 27	3	15	36	31	10	5	18	67
	BE	3	19	42	28	6	2	22	70
	BG	3	14	32	22	20	9	17	54
	CZ	2	14	43	32	6	3	16	75
	DK	2	11	43	40	2	2	13	83
	DE	2	8	28	51	8	3	10	79
	EE	1	14	34	29	16	6	15	63
	IE	1	4	29	43	16	7	5	72
	EL	3	12	30	32	22	1	15	62
	ES	4	15	39	39	1	2	19	78
	FR	5	25	44	17	3	6	30	61
	IT	4	21	27	20	21	7	25	47
	CY	3	19	32	26	19	1	22	58
	LV	4	21	26	23	19	7	25	49
	LT	3	20	32	26	13	6	23	58
	LU	2	17	36	28	13	4	19	64
	HU	6	21	32	26	11	4	27	58
	MT	3	7	28	37	18	7	10	65
	NL	2	10	35	45	3	5	12	80
	AT	2	8	25	29	34	2	10	54
	PL	2	10	37	24	19	8	12	61
	PT	1	9	32	30	23	5	10	62
	RO	3	17	30	23	16	11	20	53
	SI	2	12	26	40	17	3	14	66
	SK	2	15	43	29	8	3	17	72
	FI	1	14	52	28	3	2	15	80
	SE	2	11	49	35	1	2	13	84
	UK	4	19	44	24	3	6	23	68

QC1.5 Pour chacun des types de discrimination suivants, dites-moi si, selon vous, il s'agit de quelque chose de très répandu, assez répandu, plutôt rare ou très rare en (NOTRE PAYS). Des discriminations sur base ...





























De la religion ou des convictions

QC1.5 For each of the following types of discrimination, could you please tell me whether, in your opinion, it is very widespread, fairly widespread, fairly rare or very rare in (OUR COUNTRY)? Discrimination on the basis of...

Religion or beliefs

QC1.5 Bitte sagen Sie mir für jede der folgenden Arten von Diskriminierung, ob sie in (UNSEREM LAND) Ihrer Meinung nach sehr verbreitet, ziemlich verbreitet, ziemlich selten oder sehr selten ist. Wie ist das mit Diskriminierung aufgrund ...

Der Religion oder des Glaubensbekenntnisses

	%	Très répandu		Plutôt répandu		Plutôt rare		Très rare		Inexistant (SPONTANE) Non-existent (SPONTANEOUS) Existiert nicht (SPONTAN)		NSP		Total 'Répandu' Total 'Widespread' Gesamt 'Weit verbreitet'		Total 'Rare' Total 'Rare' Gesamt 'Selten'			
		Very widespread		Fairly widespread		Fairly rare		Very rare				DK							
		EB	Diff.	EB	Diff.	EB	Diff.	EB	Diff.	EB	Diff.	EB	Diff.	EB	Diff.	EB	Diff.	EB	Diff.
		77.4	71.2	77.4	71.2	77.4	71.2	77.4	71.2	77.4	71.2	77.4	71.2	77.4	71.2	77.4	71.2	77.4	71.2
 EU 27		8	-1	31	1	35	-2	16	0	5	1	5	1	39	0	51	-2		
 BE		15	0	45	6	28	-4	11	0	0	-1	1	-1	60	6	39	-4		
 BG		2	-1	11	-5	29	-1	24	2	24	5	10	0	13	-6	53	1		
 CZ		1	-1	9	-1	43	-4	37	5	7	0	3	1	10	-2	80	1		
 DK		10	-4	44	3	35	2	8	-1	1	0	2	0	54	-1	43	1		
 DE		5	-1	29	3	42	-1	19	-1	2	0	3	0	34	2	61	-2		
 EE		2	-1	12	-3	40	6	26	5	13	-6	7	-1	14	-4	66	11		
 IE		1	-3	12	-3	33	-2	35	3	11	3	8	2	13	-6	68	1		
 EL		8	-7	29	-7	39	10	19	3	4	0	1	1	37	-14	58	13		
 ES		6	1	26	-1	41	3	23	0	1	-2	3	-1	32	0	64	3		
 FR		20	3	46	5	24	-9	4	0	0	0	6	1	66	8	28	-9		
 IT		8	-2	37	2	33	-4	12	2	5	2	5	0	45	0	45	-2		
 CY		12	5	36	3	28	-2	15	-10	8	6	1	-2	48	8	43	-12		
 LV		1	-1	9	-2	23	-10	29	-1	32	14	6	0	10	-3	52	-11		
 LT		3	0	11	0	37	6	28	-2	15	-4	6	0	14	0	65	4		
 LU		6	0	25	1	44	1	19	-1	2	1	4	-2	31	1	63	0		
 HU		5	1	20	1	31	-5	28	-1	12	3	4	1	25	2	59	-6		
 MT		5	-5	21	-4	32	-1	26	8	12	5	4	-3	26	-9	58	7		
 NL		10	-5	41	-3	36	4	11	4	0	0	2	0	51	-8	47	8		
 AT		6	-5	30	-6	35	1	19	9	7	2	3	-1	36	-11	54	10		
 PL		4	-1	17	-2	39	-2	18	-2	14	4	8	3	21	-3	57	-4		
 PT		3	0	23	-1	38	-9	23	9	7	0	6	1	26	-1	61	0		
 RO		4	0	14	-9	25	-4	25	1	21	8	11	4	18	-9	50	-3		
 SI		3	-5	23	-8	34	-4	29	13	8	4	3	0	26	-13	63	9		
 SK		1	0	11	0	42	9	34	-3	10	-4	2	-2	12	0	76	6		
 FI		3	-1	26	-4	55	1	13	3	1	1	2	0	29	-5	68	4		
 SE		10	0	48	5	33	-3	7	-1	0	0	2	-1	58	5	40	-4		
 UK		11	0	39	5	35	-2	9	-1	1	0	5	-2	50	5	44	-3		

QC1.6 Pour chacun des types de discrimination suivants, dites-moi si, selon vous, il s'agit de quelque chose de très répandu, assez répandu, plutôt rare ou très rare en (NOTRE PAYS). Des discriminations sur base ...





























D'un handicap

QC1.6 For each of the following types of discrimination, could you please tell me whether, in your opinion, it is very widespread, fairly widespread, fairly rare or very rare in (OUR COUNTRY)? Discrimination on the basis of...

Disability

QC1.6 Bitte sagen Sie mir für jede der folgenden Arten von Diskriminierung, ob sie in (UNSEREM LAND) Ihrer Meinung nach sehr verbreitet, ziemlich verbreitet, ziemlich selten oder sehr selten ist. Wie ist das mit Diskriminierung aufgrund ...

Einer Behinderung

	%	Très répandu		Plutôt répandu		Plutôt rare		Très rare		Inexistant (SPONTANE) Non-existent (SPONTANEOUS) Existiert nicht (SPONTAN)		NSP DK Weiß nicht / Keine Angabe		Total 'Répandu' Total 'Widespread' Gesamt 'Weit verbreitet'		Total 'Rare' Total 'Rare' Gesamt 'Selten'	
		EB	Diff.	EB	Diff.	EB	Diff.	EB	Diff.	EB	Diff.	EB	Diff.	EB	Diff.	EB	Diff.
		77.4	EB 71.2	77.4	EB 71.2	77.4	EB 71.2	77.4	EB 71.2	77.4	EB 71.2	77.4	EB 71.2	77.4	EB 71.2	77.4	EB 71.2
	EU 27	10	-3	36	-4	34	3	13	3	3	1	4	0	46	-7	47	6
	BE	9	-7	36	-11	38	12	15	7	1	0	1	-1	45	-18	53	19
	BG	7	-5	33	-2	24	3	16	6	8	-1	12	-1	40	-7	40	9
	CZ	12	1	37	-3	36	0	11	2	1	-1	3	1	49	-2	47	2
	DK	6	-2	28	-6	46	6	17	1	1	1	2	0	34	-8	63	7
	DE	5	-4	29	-5	41	0	21	8	1	0	3	1	34	-9	62	8
	EE	7	-3	41	2	29	2	14	3	4	-5	5	1	48	-1	43	5
	IE	3	-5	18	-9	33	3	31	8	7	1	8	2	21	-14	64	11
	EL	11	-11	42	1	27	3	15	4	4	2	1	1	53	-10	42	7
	ES	8	-3	32	-13	39	11	20	10	0	-2	1	-3	40	-16	59	21
	FR	17	-5	49	-3	26	6	5	2	0	0	3	0	66	-8	31	8
	IT	12	-2	42	1	27	-1	10	0	4	2	5	0	54	-1	37	-1
	CY	14	4	46	0	21	-6	12	-1	6	5	1	-2	60	4	33	-7
	LV	9	-8	41	-6	24	3	12	6	7	3	7	2	50	-14	36	9
	LT	7	-3	38	-2	30	2	15	3	4	0	6	0	45	-5	45	5
	LU	5	-3	26	-9	42	5	20	5	3	2	4	0	31	-12	62	10
	HU	12	-8	42	-2	28	4	13	6	2	0	3	0	54	-10	41	10
	MT	3	-7	20	-3	33	-3	31	10	10	6	3	-3	23	-10	64	7
	NL	10	-5	41	-6	34	6	12	5	0	0	3	0	51	-11	46	11
	AT	5	-2	29	-3	41	3	16	2	7	2	2	-2	34	-5	57	5
	PL	7	-4	30	-6	36	1	11	2	10	5	6	2	37	-10	47	3
	PT	11	-1	44	-1	28	-1	11	4	2	-1	4	0	55	-2	39	3
	RO	10	-5	33	-4	20	-2	16	5	9	2	12	4	43	-9	36	3
	SI	6	-9	33	-4	34	3	20	9	5	2	2	-1	39	-13	54	12
	SK	9	1	36	0	39	4	11	-4	1	-1	4	0	45	1	50	0
	FI	7	-1	35	-13	45	8	10	5	1	1	2	0	42	-14	55	13
	SE	12	-2	40	-4	39	8	7	0	0	0	2	-2	52	-6	46	8
	UK	10	-3	33	-4	41	7	11	2	0	-1	5	-1	43	-7	52	9

QC1.7 Pour chacun des types de discrimination suivants, dites-moi si, selon vous, il s'agit de quelque chose de très répandu, assez répandu, plutôt rare ou très rare en (NOTRE PAYS). Des discriminations sur base ...





























De l'identité sexuelle (être transgenre ou transsexuel)

QC1.7 For each of the following types of discrimination, could you please tell me whether, in your opinion, it is very widespread, fairly widespread, fairly rare or very rare in (OUR COUNTRY)? Discrimination on the basis of...

Gender identity (being transgender or transsexual)

QC1.7 Bitte sagen Sie mir für jede der folgenden Arten von Diskriminierung, ob sie in (UNSEREM LAND) Ihrer Meinung nach sehr verbreitet, ziemlich verbreitet, ziemlich selten oder sehr selten ist. Wie ist das mit Diskriminierung aufgrund ...

Der Geschlechtsidentität (weil jemand transgenre oder transsexuell ist)

		Très répandu	Plutôt répandu	Plutôt rare	Très rare	Inexistant (SPONTANE)	NSP	Total 'Répandu'	Total 'Rare'
		Very widespread	Fairly widespread	Fairly rare	Very rare	Non-existent (SPONTANEOUS)	DK	Total 'Widespread'	Total 'Rare'
		Sehr verbreitet	Ziemlich verbreitet	Ziemlich selten	Sehr selten	Existiert nicht (SPONTAN)	Weiß nicht / Keine Angabe	Gesamt 'Weit verbreitet'	Gesamt 'Selten'
%		EB 77.4	EB 77.4	EB 77.4	EB 77.4	EB 77.4	EB 77.4	EB 77.4	EB 77.4
	EU 27	<b>12</b>	<b>33</b>	<b>28</b>	<b>11</b>	<b>3</b>	<b>13</b>	<b>45</b>	<b>39</b>
	BE	<b>11</b>	<b>34</b>	<b>35</b>	<b>15</b>	<b>2</b>	<b>3</b>	<b>45</b>	<b>50</b>
	BG	<b>4</b>	<b>12</b>	<b>17</b>	<b>15</b>	<b>17</b>	<b>35</b>	<b>16</b>	<b>32</b>
	CZ	<b>4</b>	<b>19</b>	<b>39</b>	<b>20</b>	<b>5</b>	<b>13</b>	<b>23</b>	<b>59</b>
	DK	<b>8</b>	<b>30</b>	<b>40</b>	<b>14</b>	<b>1</b>	<b>7</b>	<b>38</b>	<b>54</b>
	DE	<b>9</b>	<b>28</b>	<b>34</b>	<b>15</b>	<b>2</b>	<b>12</b>	<b>37</b>	<b>49</b>
	EE	<b>5</b>	<b>17</b>	<b>29</b>	<b>23</b>	<b>11</b>	<b>15</b>	<b>22</b>	<b>52</b>
	IE	<b>5</b>	<b>15</b>	<b>27</b>	<b>26</b>	<b>6</b>	<b>21</b>	<b>20</b>	<b>53</b>
	EL	<b>24</b>	<b>40</b>	<b>21</b>	<b>9</b>	<b>2</b>	<b>4</b>	<b>64</b>	<b>30</b>
	ES	<b>13</b>	<b>40</b>	<b>28</b>	<b>11</b>	<b>0</b>	<b>8</b>	<b>53</b>	<b>39</b>
	FR	<b>17</b>	<b>36</b>	<b>29</b>	<b>5</b>	<b>1</b>	<b>12</b>	<b>53</b>	<b>34</b>
	IT	<b>17</b>	<b>47</b>	<b>18</b>	<b>7</b>	<b>3</b>	<b>8</b>	<b>64</b>	<b>25</b>
	CY	<b>32</b>	<b>44</b>	<b>14</b>	<b>4</b>	<b>2</b>	<b>4</b>	<b>76</b>	<b>18</b>
	LV	<b>3</b>	<b>14</b>	<b>19</b>	<b>23</b>	<b>20</b>	<b>21</b>	<b>17</b>	<b>42</b>
	LT	<b>8</b>	<b>22</b>	<b>26</b>	<b>18</b>	<b>9</b>	<b>17</b>	<b>30</b>	<b>44</b>
	LU	<b>6</b>	<b>29</b>	<b>35</b>	<b>14</b>	<b>2</b>	<b>14</b>	<b>35</b>	<b>49</b>
	HU	<b>9</b>	<b>25</b>	<b>24</b>	<b>23</b>	<b>5</b>	<b>14</b>	<b>34</b>	<b>47</b>
	MT	<b>15</b>	<b>36</b>	<b>24</b>	<b>12</b>	<b>4</b>	<b>9</b>	<b>51</b>	<b>36</b>
	NL	<b>14</b>	<b>36</b>	<b>25</b>	<b>10</b>	<b>1</b>	<b>14</b>	<b>50</b>	<b>35</b>
	AT	<b>6</b>	<b>31</b>	<b>29</b>	<b>15</b>	<b>6</b>	<b>13</b>	<b>37</b>	<b>44</b>
	PL	<b>9</b>	<b>26</b>	<b>28</b>	<b>11</b>	<b>10</b>	<b>16</b>	<b>35</b>	<b>39</b>
	PT	<b>10</b>	<b>40</b>	<b>24</b>	<b>7</b>	<b>3</b>	<b>16</b>	<b>50</b>	<b>31</b>
	RO	<b>6</b>	<b>19</b>	<b>16</b>	<b>17</b>	<b>12</b>	<b>30</b>	<b>25</b>	<b>33</b>
	SI	<b>10</b>	<b>32</b>	<b>24</b>	<b>19</b>	<b>5</b>	<b>10</b>	<b>42</b>	<b>43</b>
	SK	<b>8</b>	<b>19</b>	<b>29</b>	<b>23</b>	<b>7</b>	<b>14</b>	<b>27</b>	<b>52</b>
	FI	<b>11</b>	<b>40</b>	<b>36</b>	<b>6</b>	<b>1</b>	<b>6</b>	<b>51</b>	<b>42</b>
	SE	<b>15</b>	<b>42</b>	<b>32</b>	<b>6</b>	<b>0</b>	<b>5</b>	<b>57</b>	<b>38</b>
	UK	<b>10</b>	<b>31</b>	<b>35</b>	<b>9</b>	<b>1</b>	<b>14</b>	<b>41</b>	<b>44</b>

QC1.8 Pour chacun des types de discrimination suivants, dites-moi si, selon vous, il s'agit de quelque chose de très répandu, assez répandu, plutôt rare ou très rare en (NOTRE PAYS). Des discriminations sur base ...





























Du sexe

QC1.8 For each of the following types of discrimination, could you please tell me whether, in your opinion, it is very widespread, fairly widespread, fairly rare or very rare in (OUR COUNTRY)? Discrimination on the basis of...

Gender

QC1.8 Bitte sagen Sie mir für jede der folgenden Arten von Diskriminierung, ob sie in (UNSEREM LAND) Ihrer Meinung nach sehr verbreitet, ziemlich verbreitet, ziemlich selten oder sehr selten ist. Wie ist das mit Diskriminierung aufgrund ...





























Des Geschlechts

%		Très répandu		Plutôt répandu		Plutôt rare		Très rare		Inexistant (SPONTANE) Non-existent (SPONTANEOUS) Existiert nicht (SPONTAN)		NSP		Total 'Répandu' Total 'Widespread' Gesamt 'Weit verbreitet'		Total 'Rare' Total 'Rare' Gesamt 'Selten'	
		Very widespread		Fairly widespread		Fairly rare		Very rare				DK					
		Sehr verbreitet		Ziemlich verbreitet		Ziemlich selten		Sehr selten				Weiß nicht / Keine Angabe					
		EB	Diff.	EB	Diff.	EB	Diff.	EB	Diff.	EB	Diff.	EB	Diff.	EB	Diff.	EB	Diff.
		77.4	71.2	77.4	71.2	77.4	71.2	77.4	71.2	77.4	71.2	77.4	71.2	77.4	71.2	77.4	71.2
	EU 27	5	-2	26	-7	38	0	20	5	6	3	5	1	31	-9	58	5
	BE	5	-4	24	-6	44	3	23	5	3	2	1	0	29	-10	67	8
	BG	2	-2	12	-4	31	1	24	-2	21	2	10	5	14	-6	55	-1
	CZ	5	-7	26	-7	46	7	18	6	2	-1	3	2	31	-14	64	13
	DK	1	-4	17	-9	46	-1	33	13	2	1	1	0	18	-13	79	12
	DE	3	-2	15	-10	39	-2	35	11	5	3	3	0	18	-12	74	9
	EE	3	-2	27	-1	38	6	20	4	7	-7	5	0	30	-3	58	10
	IE	2	-1	11	-6	32	-4	31	0	11	4	13	7	13	-7	63	-4
	EL	4	-10	19	-16	35	5	28	9	13	11	1	1	23	-26	63	14
	ES	6	-1	32	-6	39	4	21	7	0	-3	2	-1	38	-7	60	11
	FR	9	-1	39	-5	35	-1	10	4	1	1	6	2	48	-6	45	3
	IT	9	1	35	-3	30	-3	13	1	8	4	5	0	44	-2	43	-2
	CY	4	-5	34	-5	31	2	19	1	11	8	1	-1	38	-10	50	3
	LV	3	-2	18	-6	28	-11	24	7	20	10	7	2	21	-8	52	-4
	LT	3	-3	22	-5	36	2	24	7	8	-1	7	0	25	-8	60	9
	LU	3	-1	22	1	46	-1	21	-1	5	2	3	0	25	0	67	-2
	HU	7	-6	37	-7	30	1	18	8	5	3	3	1	44	-13	48	9
	MT	5	-5	18	-6	36	2	24	4	12	7	5	-2	23	-11	60	6
	NL	3	-3	23	-9	46	0	24	10	1	1	3	1	26	-12	70	10
	AT	3	-3	18	-4	32	-8	26	8	20	9	1	-2	21	-7	58	0
	PL	3	-2	18	-7	40	-4	17	4	15	7	7	2	21	-9	57	0
	PT	3	-2	22	-8	34	-10	27	15	9	4	5	1	25	-10	61	5
	RO	4	-2	21	-11	28	1	19	3	13	2	15	7	25	-13	47	4
	SI	3	-4	21	-12	34	-4	31	15	9	6	2	-1	24	-16	65	11
	SK	5	0	26	-5	43	2	19	1	4	2	3	0	31	-5	62	3
	FI	2	-2	27	0	48	-8	19	8	3	2	1	0	29	-2	67	0
	SE	7	-1	38	-6	43	6	11	2	0	0	1	-1	45	-7	54	8
	UK	4	-4	24	-11	46	6	17	7	2	1	7	1	28	-15	63	13

QC2 Au cours des 12 derniers mois, vous êtes-vous personnellement senti(e) discriminé(e) ou harcelé(e) pour l'une ou plusieurs des raisons suivantes ? Veuillez me donner toutes les réponses qui s'appliquent. (MONTRER CARTE AVEC LETTRES - NE PAS LIRE – PLUSIEURS REponses POSSIBLES)

QC2 In the past 12 months have you personally felt discriminated against or harassed on the basis of one or more of the following grounds? Please tell me all that apply. (SHOW CARD WITH LETTERS – DO NOT READ OUT – MULTIPLE ANSWERS POSSIBLE)





























QC2 Haben Sie sich persönlich in den letzten 12 Monaten aus einem oder mehreren der folgenden Gründe diskriminiert oder belästigt gefühlt? Bitte nennen Sie mir alle zutreffenden Gründe. (LISTE MIT BUCHSTABEN ZEIGEN - NICHT VORLESEN - MEHRFACHNENNUNGEN MÖGLICH)

		De l'origine ethnique	Du sexe	De l'orientation sexuelle (être homosexuel, lesbienne ou bisexuel)	De l'âge pour ceux qui sont âgés de plus de 55 ans	De l'âge pour ceux qui sont âgés moins de 30 ans	De la religion ou des convictions
		Ethnic origin	Gender	Sexual orientation (being gay, lesbian or bisexual)	Being over 55 years old	Being under 30 years old	Religion or beliefs
		Ethnische Herkunft	Geschlecht	Sexuelle Orientierung (weil man schwul, lesbisch oder bisexuell ist)	Weil man älter als 55 Jahre ist	Weil man jünger als 30 Jahre ist	Religion oder Glaubensbekenntnis
%		EB 77.4	EB 77.4	EB 77.4	EB 77.4	EB 77.4	EB 77.4
	EU 27	3	3	2	4	2	2
	BE	5	3	1	4	3	4
	BG	5	2	1	6	1	0
	CZ	2	3	1	9	2	1
	DK	2	2	1	3	1	1
	DE	2	2	1	3	1	2
	EE	3	2	0	5	1	2
	IE	2	2	1	1	0	1
	EL	2	2	1	2	2	1
	ES	3	3	0	3	1	1
	FR	4	3	1	3	2	2
	IT	3	5	8	6	2	2
	CY	4	2	0	5	2	2
	LV	4	2	1	7	3	0
	LT	1	3	1	6	3	1
	LU	6	1	0	2	2	2
	HU	5	6	3	7	2	2
	MT	0	1	1	1	0	2
	NL	3	2	1	3	0	2
	AT	4	6	3	8	3	3
	PL	1	3	2	5	1	1
	PT	2	1	1	4	1	1
	RO	3	4	2	6	2	3
	SI	1	2	0	2	1	1
	SK	4	5	1	10	2	1
	FI	2	2	1	5	1	2
	SE	1	5	0	5	2	1
	UK	5	2	1	3	2	3

QC2 Au cours des 12 derniers mois, vous êtes-vous personnellement senti(e) discriminé(e) ou harcelé(e) pour l'une ou plusieurs des raisons suivantes ? Veuillez me donner toutes les réponses qui s'appliquent. (MONTRER CARTE AVEC LETTRES - NE PAS LIRE – PLUSIEURS REponses POSSIBLES)

QC2 In the past 12 months have you personally felt discriminated against or harassed on the basis of one or more of the following grounds? Please tell me all that apply. (SHOW CARD WITH LETTERS – DO NOT READ OUT – MULTIPLE ANSWERS POSSIBLE)

QC2 Haben Sie sich persönlich in den letzten 12 Monaten aus einem oder mehreren der folgenden Gründe diskriminiert oder belästigt gefühlt? Bitte nennen Sie mir alle zutreffenden Gründe. (LISTE MIT BUCHSTABEN ZEIGEN - NICHT VORLESEN - MEHRFACHNENNUNGEN MÖGLICH)





























		D'un handicap	De l'identité sexuelle (être transgenre ou transsexuel)	Pour une autre raison	Non	NSP	Total 'Oui'
		Disability	Gender identity (being transgender or transsexual)	For another reason	No	DK	Total 'Yes'
		Behinderung	Geschlechtsidentität (weil man transgender oder transsexuell ist)	Aus einem anderen Grund	Nein	Weiß nicht / Keine Angabe	Gesamt 'Ja'
%		EB 77.4	EB 77.4	EB 77.4	EB 77.4	EB 77.4	EB 77.4
	EU 27	<b>2</b>	<b>0</b>	<b>4</b>	<b>82</b>	<b>2</b>	<b>17</b>
	BE	<b>2</b>	<b>1</b>	<b>5</b>	<b>80</b>	<b>0</b>	<b>19</b>
	BG	<b>2</b>	<b>0</b>	<b>3</b>	<b>81</b>	<b>2</b>	<b>16</b>
	CZ	<b>2</b>	<b>0</b>	<b>1</b>	<b>80</b>	<b>1</b>	<b>19</b>
	DK	<b>1</b>	<b>0</b>	<b>3</b>	<b>89</b>	<b>0</b>	<b>11</b>
	DE	<b>2</b>	<b>0</b>	<b>4</b>	<b>85</b>	<b>1</b>	<b>14</b>
	EE	<b>2</b>	<b>0</b>	<b>4</b>	<b>83</b>	<b>2</b>	<b>15</b>
	IE	<b>1</b>	<b>0</b>	<b>3</b>	<b>91</b>	<b>1</b>	<b>9</b>
	EL	<b>1</b>	<b>1</b>	<b>1</b>	<b>90</b>	<b>0</b>	<b>10</b>
	ES	<b>1</b>	<b>0</b>	<b>6</b>	<b>84</b>	<b>0</b>	<b>15</b>
	FR	<b>3</b>	<b>0</b>	<b>4</b>	<b>82</b>	<b>1</b>	<b>17</b>
	IT	<b>3</b>	<b>1</b>	<b>2</b>	<b>74</b>	<b>3</b>	<b>23</b>
	CY	<b>2</b>	<b>0</b>	<b>6</b>	<b>80</b>	<b>0</b>	<b>20</b>
	LV	<b>4</b>	<b>0</b>	<b>1</b>	<b>80</b>	<b>2</b>	<b>18</b>
	LT	<b>4</b>	<b>0</b>	<b>4</b>	<b>81</b>	<b>1</b>	<b>17</b>
	LU	<b>2</b>	<b>0</b>	<b>8</b>	<b>82</b>	<b>0</b>	<b>18</b>
	HU	<b>3</b>	<b>1</b>	<b>2</b>	<b>76</b>	<b>2</b>	<b>23</b>
	MT	<b>1</b>	<b>0</b>	<b>6</b>	<b>89</b>	<b>0</b>	<b>11</b>
	NL	<b>3</b>	<b>0</b>	<b>6</b>	<b>83</b>	<b>0</b>	<b>16</b>
	AT	<b>6</b>	<b>2</b>	<b>6</b>	<b>76</b>	<b>1</b>	<b>23</b>
	PL	<b>2</b>	<b>0</b>	<b>3</b>	<b>81</b>	<b>4</b>	<b>15</b>
	PT	<b>2</b>	<b>0</b>	<b>3</b>	<b>87</b>	<b>1</b>	<b>12</b>
	RO	<b>3</b>	<b>1</b>	<b>3</b>	<b>80</b>	<b>3</b>	<b>16</b>
	SI	<b>1</b>	<b>0</b>	<b>5</b>	<b>88</b>	<b>0</b>	<b>12</b>
	SK	<b>4</b>	<b>1</b>	<b>3</b>	<b>76</b>	<b>1</b>	<b>23</b>
	FI	<b>2</b>	<b>0</b>	<b>6</b>	<b>84</b>	<b>0</b>	<b>16</b>
	SE	<b>2</b>	<b>0</b>	<b>6</b>	<b>82</b>	<b>0</b>	<b>18</b>
	UK	<b>3</b>	<b>0</b>	<b>4</b>	<b>81</b>	<b>1</b>	<b>17</b>



QC3 Au cours des 12 derniers mois, avez-vous été le témoin ou avez-vous entendu parler d'une personne ayant été discriminée ou harcelée à cause de l'une ou plusieurs des raisons suivantes ? Veuillez me donner toutes les réponses qui s'appliquent. (MONTRER CARTE AVEC LETTRES – NE PAS LIRE – PLUSIEURS REPONSES POSSIBLES)

QC3 In the past 12 months, have you witnessed or heard of someone being discriminated against or harassed on the basis of one or more of the following grounds? Please tell me all that apply. (SHOW CARD WITH LETTERS – DO NOT READ OUT – MULTIPLE ANSWERS POSSIBLE)





























QC3 Sind Sie in den letzten 12 Monaten Zeuge geworden oder haben Sie gehört, dass jemand aus einem oder mehreren der folgenden Gründe diskriminiert oder belästigt wurde? Bitte nennen Sie mir alle zutreffenden Gründe. (LISTE MIT BUCHSTABEN ZEIGEN - NICHT VORLESEN - MEHRFACHNENNUNGEN MÖGLICH)

		De l'origine ethnique	Du sexe	De l'orientation sexuelle (être homosexuel, lesbienne ou bisexuel)	De l'âge pour ceux qui sont âgés de plus de 55 ans	De l'âge pour ceux qui sont âgés de moins de 30 ans	De la religion ou des convictions
		Ethnic origin	Gender	Sexual orientation (being gay, lesbian or bisexual)	Being over 55 years old	Being under 30 years old	Religion or beliefs
		Ethnische Herkunft	Geschlecht	Sexuelle Orientierung (weil man schwul, lesbisch oder bisexuell ist)	Weil man älter als 55 Jahre ist	Weil man jünger als 30 Jahre ist	Religion oder Glaubensbekenntnis
%		EB 77.4	EB 77.4	EB 77.4	EB 77.4	EB 77.4	EB 77.4
	EU 27	<b>15</b>	<b>6</b>	<b>9</b>	<b>9</b>	<b>2</b>	<b>7</b>
	BE	<b>17</b>	<b>4</b>	<b>12</b>	<b>7</b>	<b>3</b>	<b>12</b>
	BG	<b>12</b>	<b>3</b>	<b>2</b>	<b>19</b>	<b>2</b>	<b>2</b>
	CZ	<b>13</b>	<b>7</b>	<b>3</b>	<b>27</b>	<b>3</b>	<b>0</b>
	DK	<b>26</b>	<b>6</b>	<b>17</b>	<b>11</b>	<b>2</b>	<b>18</b>
	DE	<b>13</b>	<b>4</b>	<b>7</b>	<b>6</b>	<b>1</b>	<b>8</b>
	EE	<b>10</b>	<b>5</b>	<b>4</b>	<b>14</b>	<b>2</b>	<b>4</b>
	IE	<b>13</b>	<b>3</b>	<b>5</b>	<b>4</b>	<b>1</b>	<b>3</b>
	EL	<b>25</b>	<b>3</b>	<b>6</b>	<b>5</b>	<b>1</b>	<b>2</b>
	ES	<b>20</b>	<b>9</b>	<b>11</b>	<b>10</b>	<b>2</b>	<b>6</b>
	FR	<b>20</b>	<b>6</b>	<b>9</b>	<b>9</b>	<b>3</b>	<b>11</b>
	IT	<b>10</b>	<b>7</b>	<b>15</b>	<b>7</b>	<b>2</b>	<b>2</b>
	CY	<b>27</b>	<b>6</b>	<b>8</b>	<b>14</b>	<b>4</b>	<b>8</b>
	LV	<b>11</b>	<b>5</b>	<b>7</b>	<b>25</b>	<b>6</b>	<b>2</b>
	LT	<b>5</b>	<b>5</b>	<b>4</b>	<b>10</b>	<b>3</b>	<b>2</b>
	LU	<b>19</b>	<b>3</b>	<b>6</b>	<b>5</b>	<b>2</b>	<b>5</b>
	HU	<b>19</b>	<b>7</b>	<b>4</b>	<b>20</b>	<b>4</b>	<b>5</b>
	MT	<b>12</b>	<b>6</b>	<b>10</b>	<b>4</b>	<b>0</b>	<b>3</b>
	NL	<b>23</b>	<b>6</b>	<b>19</b>	<b>15</b>	<b>2</b>	<b>14</b>
	AT	<b>14</b>	<b>8</b>	<b>10</b>	<b>13</b>	<b>4</b>	<b>10</b>
	PL	<b>4</b>	<b>6</b>	<b>5</b>	<b>10</b>	<b>2</b>	<b>3</b>
	PT	<b>6</b>	<b>2</b>	<b>4</b>	<b>6</b>	<b>1</b>	<b>2</b>
	RO	<b>9</b>	<b>5</b>	<b>4</b>	<b>9</b>	<b>1</b>	<b>3</b>
	SI	<b>8</b>	<b>4</b>	<b>6</b>	<b>8</b>	<b>2</b>	<b>6</b>
	SK	<b>13</b>	<b>9</b>	<b>3</b>	<b>23</b>	<b>3</b>	<b>1</b>
	FI	<b>22</b>	<b>7</b>	<b>14</b>	<b>16</b>	<b>2</b>	<b>9</b>
	SE	<b>31</b>	<b>19</b>	<b>19</b>	<b>14</b>	<b>6</b>	<b>21</b>
	UK	<b>18</b>	<b>6</b>	<b>11</b>	<b>4</b>	<b>3</b>	<b>10</b>

QC3 Au cours des 12 derniers mois, avez-vous été le témoin ou avez-vous entendu parler d'une personne ayant été discriminée ou harcelée à cause de l'une ou plusieurs des raisons suivantes ? Veuillez me donner toutes les réponses qui s'appliquent. (MONTRER CARTE AVEC LETTRES – NE PAS LIRE – PLUSIEURS REPONSES POSSIBLES)

QC3 In the past 12 months, have you witnessed or heard of someone being discriminated against or harassed on the basis of one or more of the following grounds? Please tell me all that apply. (SHOW CARD WITH LETTERS – DO NOT READ OUT – MULTIPLE ANSWERS POSSIBLE)





























QC3 Sind Sie in den letzten 12 Monaten Zeuge geworden oder haben Sie gehört, dass jemand aus einem oder mehreren der folgenden Gründe diskriminiert oder belästigt wurde? Bitte nennen Sie mir alle zutreffenden Gründe. (LISTE MIT BUCHSTABEN ZEIGEN - NICHT VORLESEN - MEHRFACHNENNUNGEN MÖGLICH)

		D'un handicap	De l'identité sexuelle (être transgenre ou transsexuel)	Pour une autre raison	Non	NSP	Total 'Oui'
		Disability	Gender identity (being transgender or transsexual)	For another reason	No	DK	Total 'Yes'
		Behinderung	Geschlechtsidentität (weil man transgender oder transsexuell ist)	Aus einem anderen Grund	Nein	Weiß nicht / Keine Angabe	Gesamt 'Ja'
	%	EB 77.4	EB 77.4	EB 77.4	EB 77.4	EB 77.4	EB 77.4
	EU 27	<b>8</b>	<b>2</b>	<b>3</b>	<b>64</b>	<b>2</b>	<b>34</b>
	BE	<b>7</b>	<b>2</b>	<b>4</b>	<b>61</b>	<b>0</b>	<b>38</b>
	BG	<b>9</b>	<b>0</b>	<b>2</b>	<b>63</b>	<b>4</b>	<b>33</b>
	CZ	<b>12</b>	<b>1</b>	<b>1</b>	<b>55</b>	<b>2</b>	<b>43</b>
	DK	<b>10</b>	<b>4</b>	<b>3</b>	<b>56</b>	<b>1</b>	<b>43</b>
	DE	<b>8</b>	<b>2</b>	<b>4</b>	<b>71</b>	<b>1</b>	<b>29</b>
	EE	<b>10</b>	<b>1</b>	<b>3</b>	<b>66</b>	<b>2</b>	<b>31</b>
	IE	<b>3</b>	<b>1</b>	<b>3</b>	<b>76</b>	<b>2</b>	<b>23</b>
	EL	<b>6</b>	<b>1</b>	<b>0</b>	<b>67</b>	<b>0</b>	<b>33</b>
	ES	<b>6</b>	<b>4</b>	<b>4</b>	<b>62</b>	<b>1</b>	<b>37</b>
	FR	<b>10</b>	<b>2</b>	<b>4</b>	<b>61</b>	<b>1</b>	<b>38</b>
	IT	<b>7</b>	<b>3</b>	<b>2</b>	<b>62</b>	<b>4</b>	<b>34</b>
	CY	<b>11</b>	<b>2</b>	<b>4</b>	<b>54</b>	<b>1</b>	<b>45</b>
	LV	<b>13</b>	<b>1</b>	<b>0</b>	<b>53</b>	<b>3</b>	<b>44</b>
	LT	<b>8</b>	<b>1</b>	<b>6</b>	<b>71</b>	<b>2</b>	<b>27</b>
	LU	<b>6</b>	<b>3</b>	<b>8</b>	<b>65</b>	<b>1</b>	<b>34</b>
	HU	<b>7</b>	<b>0</b>	<b>1</b>	<b>58</b>	<b>2</b>	<b>41</b>
	MT	<b>2</b>	<b>4</b>	<b>4</b>	<b>73</b>	<b>1</b>	<b>27</b>
	NL	<b>12</b>	<b>3</b>	<b>4</b>	<b>49</b>	<b>1</b>	<b>50</b>
	AT	<b>11</b>	<b>3</b>	<b>3</b>	<b>62</b>	<b>1</b>	<b>36</b>
	PL	<b>6</b>	<b>2</b>	<b>3</b>	<b>71</b>	<b>5</b>	<b>24</b>
	PT	<b>4</b>	<b>1</b>	<b>2</b>	<b>82</b>	<b>1</b>	<b>17</b>
	RO	<b>6</b>	<b>2</b>	<b>2</b>	<b>73</b>	<b>5</b>	<b>22</b>
	SI	<b>5</b>	<b>2</b>	<b>6</b>	<b>72</b>	<b>1</b>	<b>27</b>
	SK	<b>10</b>	<b>1</b>	<b>4</b>	<b>62</b>	<b>1</b>	<b>37</b>
	FI	<b>9</b>	<b>4</b>	<b>7</b>	<b>53</b>	<b>0</b>	<b>46</b>
	SE	<b>17</b>	<b>8</b>	<b>7</b>	<b>48</b>	<b>1</b>	<b>51</b>
	UK	<b>9</b>	<b>3</b>	<b>2</b>	<b>64</b>	<b>2</b>	<b>34</b>

QC4 En (NOTRE PAYS), lorsqu'une entreprise cherche à embaucher quelqu'un et qu'elle a le choix entre deux candidats de compétences et de qualifications égales, quels sont, dans la liste suivante, tous les critères qui, selon vous, peuvent défavoriser un candidat ? (ROTATION – PLUSIEURS REPONSES POSSIBLES)

QC4 In (OUR COUNTRY) when a company wants to hire someone and has the choice between two candidates with equal skills and qualifications, which of the following criteria may, in your opinion, put one candidate at a disadvantage? (ROTATE – MULTIPLE ANSWERS POSSIBLE)





























QC4 Wenn ein Unternehmen in (UNSEREM LAND) jemanden einstellen möchte und dabei die Wahl hat zwischen zwei Bewerbern mit gleichen Fähigkeiten und gleicher Qualifikation, welche der folgenden Merkmale könnten sich Ihrer Meinung nach für einen der Bewerber nachteilig auswirken? (ROTIEREN - MEHRFACHNENNUNGEN MÖGLICH)

		Le nom du candidat	L'adresse du candidat	La façon de parler, l'accent du candidat	La couleur de peau ou l'origine ethnique du candidat	Le sexe du candidat (homme ou femme)
		The candidate's name	The candidate's address	The candidate's way of speaking, his or her accent	The candidate's skin colour or ethnic origin	The candidate's gender (male or female)
		Der Name des Bewerbers	Die Adresse des Bewerbers	Die Art des Bewerbers zu sprechen, sein bzw. ihr Akzent	Die Hautfarbe oder ethnische Herkunft des Bewerbers	Das Geschlecht des Bewerbers (männlich oder weiblich)
%		EB 77.4	EB 77.4	EB 77.4	EB 77.4	EB 77.4
	EU 27	<b>14</b>	<b>8</b>	<b>30</b>	<b>39</b>	<b>22</b>
	BE	<b>26</b>	<b>8</b>	<b>32</b>	<b>60</b>	<b>20</b>
	BG	<b>8</b>	<b>3</b>	<b>24</b>	<b>40</b>	<b>18</b>
	CZ	<b>4</b>	<b>6</b>	<b>25</b>	<b>48</b>	<b>28</b>
	DK	<b>35</b>	<b>14</b>	<b>43</b>	<b>53</b>	<b>30</b>
	DE	<b>13</b>	<b>11</b>	<b>32</b>	<b>45</b>	<b>25</b>
	EE	<b>5</b>	<b>4</b>	<b>24</b>	<b>24</b>	<b>20</b>
	IE	<b>9</b>	<b>34</b>	<b>43</b>	<b>28</b>	<b>17</b>
	EL	<b>4</b>	<b>3</b>	<b>36</b>	<b>43</b>	<b>21</b>
	ES	<b>5</b>	<b>6</b>	<b>23</b>	<b>40</b>	<b>26</b>
	FR	<b>45</b>	<b>17</b>	<b>47</b>	<b>62</b>	<b>23</b>
	IT	<b>6</b>	<b>6</b>	<b>25</b>	<b>26</b>	<b>19</b>
	CY	<b>8</b>	<b>2</b>	<b>34</b>	<b>46</b>	<b>24</b>
	LV	<b>2</b>	<b>3</b>	<b>15</b>	<b>13</b>	<b>13</b>
	LT	<b>1</b>	<b>2</b>	<b>19</b>	<b>13</b>	<b>19</b>
	LU	<b>17</b>	<b>7</b>	<b>32</b>	<b>39</b>	<b>22</b>
	HU	<b>7</b>	<b>9</b>	<b>23</b>	<b>64</b>	<b>31</b>
	MT	<b>10</b>	<b>9</b>	<b>24</b>	<b>43</b>	<b>24</b>
	NL	<b>23</b>	<b>10</b>	<b>43</b>	<b>52</b>	<b>27</b>
	AT	<b>18</b>	<b>8</b>	<b>45</b>	<b>53</b>	<b>29</b>
	PL	<b>2</b>	<b>3</b>	<b>13</b>	<b>19</b>	<b>22</b>
	PT	<b>4</b>	<b>6</b>	<b>15</b>	<b>32</b>	<b>15</b>
	RO	<b>6</b>	<b>5</b>	<b>29</b>	<b>22</b>	<b>24</b>
	SI	<b>24</b>	<b>9</b>	<b>27</b>	<b>32</b>	<b>29</b>
	SK	<b>7</b>	<b>6</b>	<b>18</b>	<b>44</b>	<b>32</b>
	FI	<b>10</b>	<b>4</b>	<b>29</b>	<b>60</b>	<b>27</b>
	SE	<b>63</b>	<b>20</b>	<b>70</b>	<b>56</b>	<b>38</b>
	UK	<b>6</b>	<b>7</b>	<b>25</b>	<b>22</b>	<b>13</b>

QC4 En (NOTRE PAYS), lorsqu'une entreprise cherche à embaucher quelqu'un et qu'elle a le choix entre deux candidats de compétences et de qualifications égales, quels sont, dans la liste suivante, tous les critères qui, selon vous, peuvent défavoriser un candidat ? (ROTATION – PLUSIEURS REPONSES POSSIBLES)

QC4 In (OUR COUNTRY) when a company wants to hire someone and has the choice between two candidates with equal skills and qualifications, which of the following criteria may, in your opinion, put one candidate at a disadvantage? (ROTATE – MULTIPLE ANSWERS POSSIBLE)





























QC4 Wenn ein Unternehmen in (UNSEREM LAND) jemanden einstellen möchte und dabei die Wahl hat zwischen zwei Bewerbern mit gleichen Fähigkeiten und gleicher Qualifikation, welche der folgenden Merkmale könnten sich Ihrer Meinung nach für einen der Bewerber nachteilig auswirken? (ROTIEREN - MEHRFACHNENNUNGEN MÖGLICH)

		L'identité sexuelle du candidat (être transgenre ou transsexuel) The candidate's gender identity (being transgender or transsexual) Die Geschlechtsidentität des Bewerbers (weil man transgender oder transsexuell ist)	L'orientation sexuelle du candidat (être homosexuel, lesbienne ou bisexuel) The candidate's sexual orientation (being gay, lesbian or bisexual) Die sexuelle Orientierung des Bewerbers (weil man schwul, lesbisch oder bisexuell ist)	L'âge du candidat, s'il/elle a plus de 55 ans The candidate's age, if he/she is over 55 years old Das Alter des Bewerbers, wenn er bzw. sie über 55 Jahre alt ist	L'âge du candidat, s'il/elle a moins de 30 ans The candidate's age, if he/she is under 30 years old Das Alter des Bewerbers, wenn er bzw. sie unter 30 Jahre alt ist	Un handicap A disability Eine Behinderung
%		EB 77.4	EB 77.4	EB 77.4	EB 77.4	EB 77.4
	EU 27	<b>19</b>	<b>19</b>	<b>54</b>	<b>13</b>	<b>40</b>
	BE	<b>24</b>	<b>21</b>	<b>58</b>	<b>17</b>	<b>45</b>
	BG	<b>10</b>	<b>14</b>	<b>67</b>	<b>11</b>	<b>40</b>
	CZ	<b>8</b>	<b>10</b>	<b>66</b>	<b>14</b>	<b>50</b>
	DK	<b>27</b>	<b>19</b>	<b>58</b>	<b>17</b>	<b>48</b>
	DE	<b>21</b>	<b>17</b>	<b>65</b>	<b>10</b>	<b>43</b>
	EE	<b>16</b>	<b>16</b>	<b>54</b>	<b>13</b>	<b>41</b>
	IE	<b>10</b>	<b>10</b>	<b>45</b>	<b>6</b>	<b>21</b>
	EL	<b>33</b>	<b>35</b>	<b>54</b>	<b>14</b>	<b>48</b>
	ES	<b>28</b>	<b>23</b>	<b>66</b>	<b>15</b>	<b>38</b>
	FR	<b>17</b>	<b>17</b>	<b>61</b>	<b>18</b>	<b>47</b>
	IT	<b>19</b>	<b>23</b>	<b>32</b>	<b>10</b>	<b>26</b>
	CY	<b>44</b>	<b>54</b>	<b>72</b>	<b>9</b>	<b>51</b>
	LV	<b>6</b>	<b>10</b>	<b>61</b>	<b>15</b>	<b>43</b>
	LT	<b>14</b>	<b>21</b>	<b>55</b>	<b>18</b>	<b>42</b>
	LU	<b>17</b>	<b>15</b>	<b>56</b>	<b>11</b>	<b>38</b>
	HU	<b>18</b>	<b>20</b>	<b>69</b>	<b>13</b>	<b>50</b>
	MT	<b>31</b>	<b>35</b>	<b>49</b>	<b>6</b>	<b>25</b>
	NL	<b>28</b>	<b>24</b>	<b>63</b>	<b>15</b>	<b>54</b>
	AT	<b>30</b>	<b>25</b>	<b>56</b>	<b>15</b>	<b>47</b>
	PL	<b>12</b>	<b>16</b>	<b>50</b>	<b>11</b>	<b>39</b>
	PT	<b>14</b>	<b>26</b>	<b>47</b>	<b>10</b>	<b>41</b>
	RO	<b>10</b>	<b>15</b>	<b>50</b>	<b>11</b>	<b>33</b>
	SI	<b>22</b>	<b>25</b>	<b>66</b>	<b>14</b>	<b>54</b>
	SK	<b>16</b>	<b>22</b>	<b>62</b>	<b>13</b>	<b>42</b>
	FI	<b>32</b>	<b>32</b>	<b>57</b>	<b>14</b>	<b>51</b>
	SE	<b>33</b>	<b>28</b>	<b>61</b>	<b>20</b>	<b>59</b>
	UK	<b>13</b>	<b>10</b>	<b>36</b>	<b>12</b>	<b>33</b>

QC4 En (NOTRE PAYS), lorsqu'une entreprise cherche à embaucher quelqu'un et qu'elle a le choix entre deux candidats de compétences et de qualifications égales, quels sont, dans la liste suivante, tous les critères qui, selon vous, peuvent défavoriser un candidat ? (ROTATION – PLUSIEURS REPONSES POSSIBLES)

QC4 In (OUR COUNTRY) when a company wants to hire someone and has the choice between two candidates with equal skills and qualifications, which of the following criteria may, in your opinion, put one candidate at a disadvantage? (ROTATE – MULTIPLE ANSWERS POSSIBLE)





























QC4 Wenn ein Unternehmen in (UNSEREM LAND) jemanden einstellen möchte und dabei die Wahl hat zwischen zwei Bewerbern mit gleichen Fähigkeiten und gleicher Qualifikation, welche der folgenden Merkmale könnten sich Ihrer Meinung nach für einen der Bewerber nachteilig auswirken? (ROTIEREN - MEHRFACHNENNUNGEN MÖGLICH)

		L'expression d'une conviction religieuse (par exemple le port d'un signe religieux visible) The expression of a religious belief (for example, wearing a visible religious symbol) Der Ausdruck einer religiösen Überzeugung (z.B. das Tragen sichtbarer religiöser Symbole)	Le look du candidat (sa façon de s'habiller ou de se présenter) The candidate's look (manner of dress or presentation) Das Aussehen des Bewerbers (Kleidungsstil oder Auftreten)	L'apparence physique générale du candidat (taille, poids, visage, etc.) The candidate's physical appearance (size, weight, face, etc.) Die körperliche Erscheinung des Bewerbers (Größe, Gewicht, Gesicht etc.)	Autre (SPONTANE) Other (SPONTANEOUS) Sonstiges (SPONTAN)	Aucun (SPONTANE) None (SPONTANEOUS) Nichts davon (SPONTAN)	NSP DK Weiß nicht / Keine Angabe
%		EB 77.4	EB 77.4	EB 77.4	EB 77.4	EB 77.4	EB 77.4
	EU 27	<b>23</b>	<b>45</b>	<b>37</b>	<b>1</b>	<b>4</b>	<b>6</b>
	BE	<b>48</b>	<b>51</b>	<b>45</b>	<b>2</b>	<b>1</b>	<b>1</b>
	BG	<b>17</b>	<b>31</b>	<b>18</b>	<b>1</b>	<b>4</b>	<b>8</b>
	CZ	<b>7</b>	<b>40</b>	<b>41</b>	<b>0</b>	<b>4</b>	<b>4</b>
	DK	<b>51</b>	<b>61</b>	<b>54</b>	<b>1</b>	<b>5</b>	<b>4</b>
	DE	<b>42</b>	<b>59</b>	<b>45</b>	<b>0</b>	<b>3</b>	<b>4</b>
	EE	<b>13</b>	<b>26</b>	<b>26</b>	<b>2</b>	<b>7</b>	<b>6</b>
	IE	<b>20</b>	<b>37</b>	<b>31</b>	<b>1</b>	<b>6</b>	<b>8</b>
	EL	<b>17</b>	<b>47</b>	<b>42</b>	<b>3</b>	<b>3</b>	<b>1</b>
	ES	<b>18</b>	<b>51</b>	<b>45</b>	<b>1</b>	<b>2</b>	<b>4</b>
	FR	<b>34</b>	<b>60</b>	<b>53</b>	<b>0</b>	<b>1</b>	<b>2</b>
	IT	<b>6</b>	<b>28</b>	<b>22</b>	<b>3</b>	<b>7</b>	<b>5</b>
	CY	<b>14</b>	<b>57</b>	<b>50</b>	<b>3</b>	<b>1</b>	<b>0</b>
	LV	<b>6</b>	<b>28</b>	<b>14</b>	<b>1</b>	<b>7</b>	<b>5</b>
	LT	<b>7</b>	<b>33</b>	<b>32</b>	<b>3</b>	<b>7</b>	<b>6</b>
	LU	<b>25</b>	<b>59</b>	<b>41</b>	<b>3</b>	<b>4</b>	<b>3</b>
	HU	<b>10</b>	<b>45</b>	<b>43</b>	<b>1</b>	<b>3</b>	<b>3</b>
	MT	<b>22</b>	<b>58</b>	<b>38</b>	<b>2</b>	<b>2</b>	<b>5</b>
	NL	<b>50</b>	<b>59</b>	<b>44</b>	<b>1</b>	<b>2</b>	<b>2</b>
	AT	<b>43</b>	<b>60</b>	<b>44</b>	<b>4</b>	<b>4</b>	<b>2</b>
	PL	<b>9</b>	<b>27</b>	<b>30</b>	<b>0</b>	<b>6</b>	<b>12</b>
	PT	<b>8</b>	<b>37</b>	<b>32</b>	<b>1</b>	<b>3</b>	<b>8</b>
	RO	<b>5</b>	<b>35</b>	<b>30</b>	<b>2</b>	<b>6</b>	<b>13</b>
	SI	<b>30</b>	<b>42</b>	<b>37</b>	<b>5</b>	<b>4</b>	<b>2</b>
	SK	<b>5</b>	<b>34</b>	<b>36</b>	<b>1</b>	<b>2</b>	<b>2</b>
	FI	<b>24</b>	<b>50</b>	<b>43</b>	<b>1</b>	<b>2</b>	<b>0</b>
	SE	<b>51</b>	<b>64</b>	<b>47</b>	<b>1</b>	<b>1</b>	<b>2</b>
	UK	<b>15</b>	<b>36</b>	<b>26</b>	<b>2</b>	<b>8</b>	<b>11</b>

QC5.1 Et sur une échelle de 1 à 10, pourriez-vous me dire ce que vous ressentiriez si une personne appartenant à chacune des catégories suivantes était élue au plus haut poste politique en (NOTRE PAYS) ? '1' signifie que vous seriez "tout à fait mal à l'aise" et '10' que vous seriez "tout à fait à l'aise". (SI NECESSAIRE, EXPLIQUER AU REpondANT QU'IL S'AGIRAIT DU PRESIDENT/ PREMIER MINISTRE/ CHANCELIER, ETC., SELON LE CONTEXTE NATIONAL)  
Une femme

QC5.1 And using a scale from 1 to 10, please tell me how you would feel about having someone from each of the following categories in the highest elected political position in (OUR COUNTRY)? '1' means that you would feel "totally uncomfortable" and '10' that you would feel "totally comfortable". (IF NECESSARY, EXPLAIN TO THE RESPONDENT THAT THIS WOULD BE THE PRESIDENT/ PRIME MINISTER/ CHANCELLOR, ETC. AS RELEVANT IN YOUR NATIONAL CONTEXT)  
A woman





























QC5.1 Bitte sagen Sie mir anhand einer Skala von 1 bis 10, wie Sie sich fühlen würden, wenn eine der Personen auf der folgenden Liste in (UNSEREM LAND) in das höchste politische Amt gewählt würde. '1' bedeutet, dass Sie sich damit "vollkommen unwohl" fühlen würden und '10' bedeutet, dass Sie sich damit "vollkommen wohl" fühlen würden. (WENN NÖTIG DEM BEFRAGTEN ERKLÄREN, DASS DAMIT DAS AMT DES BUNDESKANZELERS GEMEINT IST)  
Eine Frau

		1 Tout à fait mal à l'aise	2	3	4	5	6						
		1 Totally uncomfortable	2	3	4	5	6						
		1 Würde mich vollkommen unwohl fühlen	2	3	4	5	6						
%		EB	Diff. EB	EB	Diff. EB	EB	Diff. EB	EB	Diff. EB	EB	Diff. EB		
		77.4	71.2	77.4	71.2	77.4	71.2	77.4	71.2	77.4	71.2		
	EU 27	<b>1</b>	0	<b>1</b>	0	<b>1</b>	0	<b>2</b>	0	<b>6</b>	0	<b>4</b>	0
	BE	<b>1</b>	-1	<b>1</b>	0	<b>1</b>	0	<b>3</b>	2	<b>4</b>	0	<b>2</b>	-1
	BG	<b>1</b>	-1	<b>0</b>	0	<b>1</b>	0	<b>2</b>	0	<b>5</b>	1	<b>5</b>	2
	CZ	<b>1</b>	1	<b>1</b>	1	<b>1</b>	0	<b>2</b>	1	<b>9</b>	2	<b>5</b>	-2
	DK	<b>1</b>	0	<b>0</b>	0	<b>1</b>	1	<b>0</b>	-1	<b>2</b>	0	<b>1</b>	0
	DE	<b>1</b>	-1	<b>0</b>	-1	<b>1</b>	0	<b>1</b>	0	<b>8</b>	0	<b>4</b>	1
	EE	<b>2</b>	1	<b>0</b>	0	<b>1</b>	0	<b>2</b>	0	<b>8</b>	2	<b>4</b>	1
	IE	<b>1</b>	0	<b>0</b>	0	<b>0</b>	0	<b>0</b>	-1	<b>1</b>	-1	<b>1</b>	0
	EL	<b>2</b>	-2	<b>1</b>	0	<b>2</b>	0	<b>2</b>	0	<b>7</b>	2	<b>3</b>	0
	ES	<b>0</b>	0	<b>0</b>	-1	<b>0</b>	-1	<b>1</b>	0	<b>5</b>	0	<b>3</b>	-3
	FR	<b>1</b>	0	<b>0</b>	0	<b>1</b>	0	<b>1</b>	0	<b>5</b>	-1	<b>2</b>	-2
	IT	<b>1</b>	0	<b>1</b>	0	<b>3</b>	0	<b>3</b>	0	<b>8</b>	3	<b>10</b>	2
	CY	<b>4</b>	0	<b>1</b>	1	<b>0</b>	-1	<b>2</b>	1	<b>5</b>	-1	<b>2</b>	-1
	LV	<b>1</b>	-1	<b>1</b>	0	<b>1</b>	0	<b>1</b>	0	<b>8</b>	0	<b>3</b>	0
	LT	<b>1</b>	0	<b>0</b>	0	<b>0</b>	0	<b>1</b>	1	<b>8</b>	6	<b>3</b>	2
	LU	<b>1</b>	0	<b>0</b>	0	<b>0</b>	-1	<b>0</b>	-1	<b>4</b>	-4	<b>1</b>	-2
	HU	<b>1</b>	0	<b>1</b>	1	<b>2</b>	0	<b>3</b>	0	<b>7</b>	0	<b>6</b>	0
	MT	<b>2</b>	1	<b>0</b>	0	<b>0</b>	0	<b>1</b>	0	<b>4</b>	-1	<b>3</b>	0
	NL	<b>1</b>	0	<b>0</b>	0	<b>0</b>	0	<b>0</b>	-1	<b>2</b>	-1	<b>4</b>	1
	AT	<b>0</b>	-2	<b>1</b>	0	<b>3</b>	1	<b>4</b>	0	<b>7</b>	-3	<b>7</b>	2
	PL	<b>1</b>	0	<b>0</b>	0	<b>2</b>	1	<b>1</b>	0	<b>5</b>	2	<b>3</b>	1
	PT	<b>1</b>	1	<b>1</b>	1	<b>1</b>	-1	<b>2</b>	-1	<b>7</b>	0	<b>8</b>	2
	RO	<b>2</b>	0	<b>1</b>	0	<b>2</b>	0	<b>2</b>	0	<b>8</b>	3	<b>4</b>	1
	SI	<b>1</b>	0	<b>0</b>	0	<b>0</b>	-1	<b>1</b>	0	<b>3</b>	0	<b>2</b>	1
	SK	<b>1</b>	-1	<b>1</b>	0	<b>1</b>	-1	<b>2</b>	-2	<b>10</b>	2	<b>5</b>	-3
	FI	<b>1</b>	1	<b>1</b>	0	<b>1</b>	0	<b>1</b>	0	<b>6</b>	-1	<b>4</b>	-2
	SE	<b>0</b>	-1	<b>0</b>	0	<b>0</b>	0	<b>0</b>	0	<b>1</b>	-2	<b>1</b>	0
	UK	<b>1</b>	-2	<b>0</b>	-1	<b>1</b>	0	<b>1</b>	0	<b>6</b>	0	<b>2</b>	-1

QC5.1 Et sur une échelle de 1 à 10, pourriez-vous me dire ce que vous ressentiriez si une personne appartenant à chacune des catégories suivantes était élue au plus haut poste politique en (NOTRE PAYS) ? '1' signifie que vous seriez "tout à fait mal à l'aise" et '10' que vous seriez "tout à fait à l'aise". (SI NECESSAIRE, EXPLIQUER AU REpondANT QU'IL S'AGIRAIT DU PRESIDENT/ PREMIER MINISTRE/ CHANCELIER, ETC., SELON LE CONTEXTE NATIONAL)  
Une femme

QC5.1 And using a scale from 1 to 10, please tell me how you would feel about having someone from each of the following categories in the highest elected political position in (OUR COUNTRY)? '1' means that you would feel "totally uncomfortable" and '10' that you would feel "totally comfortable". (IF NECESSARY, EXPLAIN TO THE RESPONDENT THAT THIS WOULD BE THE PRESIDENT/ PRIME MINISTER/ CHANCELLOR, ETC. AS RELEVANT IN YOUR NATIONAL CONTEXT)  
A woman





























QC5.1 Bitte sagen Sie mir anhand einer Skala von 1 bis 10, wie Sie sich fühlen würden, wenn eine der Personen auf der folgenden Liste in (UNSEREM LAND) in das höchste politische Amt gewählt würde. '1' bedeutet, dass Sie sich damit "vollkommen unwohl" fühlen würden und '10' bedeutet, dass Sie sich damit "vollkommen wohl" fühlen würden. (WENN NÖTIG DEM BEFRAGTEN ERKLÄREN, DASS DAMIT DAS AMT DES BUNDESKANZELERS GEMEINT IST)  
Eine Frau

		7		8		9		10 Tout à fait à l'aise		Indifférent (SPONTANE)		NSP	
		7		8		9		10 Totally comfortable		Indifferent (SPONTANEOUS)		DK	
		7		8		9		10 Würde mich vollkommen wohl fühlen		Ist mir egal (SPONTAN)		Weiß nicht	
%		EB 77.4	Diff. EB 71.2	EB 77.4	Diff. EB 71.2	EB 77.4	Diff. EB 71.2	EB 77.4	Diff. EB 71.2	EB 77.4	Diff. EB 71.2	EB 77.4	Diff. EB 71.2
	EU 27	<b>6</b>	-1	<b>11</b>	-1	<b>8</b>	-1	<b>53</b>	4	<b>6</b>	-1	<b>1</b>	0
	BE	<b>7</b>	-1	<b>14</b>	1	<b>12</b>	0	<b>53</b>	0	<b>2</b>	0	<b>0</b>	0
	BG	<b>8</b>	3	<b>8</b>	1	<b>9</b>	1	<b>51</b>	4	<b>8</b>	-10	<b>2</b>	-1
	CZ	<b>8</b>	1	<b>14</b>	-1	<b>12</b>	0	<b>39</b>	3	<b>7</b>	-7	<b>1</b>	1
	DK	<b>1</b>	-3	<b>3</b>	0	<b>2</b>	-4	<b>87</b>	6	<b>2</b>	1	<b>0</b>	0
	DE	<b>6</b>	1	<b>11</b>	0	<b>7</b>	0	<b>50</b>	3	<b>10</b>	-4	<b>1</b>	1
	EE	<b>4</b>	0	<b>11</b>	5	<b>9</b>	1	<b>45</b>	-15	<b>12</b>	4	<b>2</b>	1
	IE	<b>2</b>	-1	<b>5</b>	-3	<b>6</b>	-2	<b>75</b>	6	<b>6</b>	1	<b>3</b>	1
	EL	<b>6</b>	1	<b>13</b>	-2	<b>16</b>	3	<b>47</b>	-2	<b>1</b>	0	<b>0</b>	0
	ES	<b>6</b>	-5	<b>10</b>	-3	<b>9</b>	-3	<b>63</b>	14	<b>2</b>	1	<b>1</b>	1
	FR	<b>6</b>	1	<b>10</b>	-4	<b>8</b>	-3	<b>63</b>	7	<b>2</b>	1	<b>1</b>	1
	IT	<b>10</b>	-3	<b>15</b>	0	<b>9</b>	-4	<b>33</b>	5	<b>6</b>	-3	<b>1</b>	0
	CY	<b>5</b>	0	<b>5</b>	-6	<b>5</b>	-3	<b>68</b>	8	<b>2</b>	2	<b>1</b>	0
	LV	<b>3</b>	-1	<b>8</b>	-2	<b>13</b>	5	<b>42</b>	-7	<b>18</b>	6	<b>1</b>	0
	LT	<b>2</b>	1	<b>5</b>	0	<b>10</b>	5	<b>68</b>	-13	<b>1</b>	-2	<b>1</b>	0
	LU	<b>2</b>	-4	<b>5</b>	-2	<b>11</b>	6	<b>65</b>	15	<b>11</b>	-6	<b>0</b>	-1
	HU	<b>7</b>	-1	<b>13</b>	0	<b>7</b>	-1	<b>45</b>	3	<b>8</b>	-1	<b>0</b>	-1
	MT	<b>7</b>	3	<b>9</b>	0	<b>8</b>	-3	<b>61</b>	3	<b>4</b>	-3	<b>1</b>	0
	NL	<b>8</b>	-1	<b>15</b>	-2	<b>11</b>	0	<b>57</b>	4	<b>2</b>	0	<b>0</b>	0
	AT	<b>9</b>	2	<b>13</b>	2	<b>10</b>	4	<b>37</b>	-1	<b>8</b>	-5	<b>1</b>	0
	PL	<b>3</b>	-1	<b>7</b>	-1	<b>7</b>	0	<b>60</b>	-4	<b>10</b>	2	<b>1</b>	0
	PT	<b>10</b>	2	<b>21</b>	4	<b>12</b>	3	<b>23</b>	7	<b>12</b>	-17	<b>2</b>	-1
	RO	<b>8</b>	0	<b>10</b>	0	<b>11</b>	1	<b>29</b>	-7	<b>18</b>	1	<b>5</b>	1
	SI	<b>4</b>	1	<b>6</b>	-1	<b>7</b>	1	<b>75</b>	0	<b>1</b>	-1	<b>0</b>	0
	SK	<b>12</b>	4	<b>15</b>	1	<b>12</b>	-1	<b>37</b>	1	<b>4</b>	1	<b>0</b>	-1
	FI	<b>6</b>	-1	<b>15</b>	0	<b>10</b>	-6	<b>43</b>	6	<b>12</b>	3	<b>0</b>	0
	SE	<b>1</b>	0	<b>4</b>	0	<b>3</b>	0	<b>89</b>	5	<b>1</b>	-1	<b>0</b>	-1
	UK	<b>4</b>	1	<b>7</b>	-2	<b>6</b>	0	<b>69</b>	5	<b>1</b>	-2	<b>2</b>	2

QC5.1 Et sur une échelle de 1 à 10, pourriez-vous me dire ce que vous ressentiriez si une personne appartenant à chacune des catégories suivantes était élue au plus haut poste politique en (NOTRE PAYS) ? '1' signifie que vous seriez "tout à fait mal à l'aise" et '10' que vous seriez "tout à fait à l'aise". (SI NECESSAIRE, EXPLIQUER AU REpondANT QU'IL S'AGIRAIT DU PRESIDENT/ PREMIER MINISTRE/ CHANCELIER, ETC., SELON LE CONTEXTE NATIONAL)  
Une femme

QC5.1 And using a scale from 1 to 10, please tell me how you would feel about having someone from each of the following categories in the highest elected political position in (OUR COUNTRY)? '1' means that you would feel "totally uncomfortable" and '10' that you would feel "totally comfortable". (IF NECESSARY, EXPLAIN TO THE RESPONDENT THAT THIS WOULD BE THE PRESIDENT/ PRIME MINISTER/ CHANCELLOR, ETC. AS RELEVANT IN YOUR NATIONAL CONTEXT)  
A woman

QC5.1 Bitte sagen Sie mir anhand einer Skala von 1 bis 10, wie Sie sich fühlen würden, wenn eine der Personen auf der folgenden Liste in (UNSEREM LAND) in das höchste politische Amt gewählt würde. '1' bedeutet, dass Sie sich damit "vollkommen unwohl" fühlen würden und '10' bedeutet, dass Sie sich damit "vollkommen wohl" fühlen würden. (WENN NÖTIG DEM BEFRAGTEN ERKLÄREN, DASS DAMIT DAS AMT DES BUNDESKANZELERS GEMEINT IST)  
Eine Frau





























		Total 'Mal à l'aise (1-4)'		Total 'Moyennement à l'aise (5-6)'		Total 'A l'aise (7-10)'	
		Total 'Uncomfortable (1-4)'		Total 'Fairly comfortable (5-6)'		Total 'Comfortable (7-10)'	
		Gesamt ' Unwohl fühlen(1-4)'		Gesamt 'Ziemlich wohl fühlen (5-6)'		Gesamt 'Wohl fühlen(7-10)'	
%		EB	Diff.	EB	Diff.	EB	Diff.
		77.4	EB	77.4	EB	77.4	EB
			71.2		71.2		71.2
	EU 27	<b>4</b>	-1	<b>10</b>	0	<b>79</b>	2
	BE	<b>5</b>	0	<b>7</b>	0	<b>86</b>	0
	BG	<b>4</b>	-1	<b>9</b>	2	<b>76</b>	9
	CZ	<b>4</b>	1	<b>15</b>	1	<b>73</b>	3
	DK	<b>2</b>	0	<b>2</b>	-1	<b>94</b>	0
	DE	<b>3</b>	-3	<b>13</b>	2	<b>74</b>	4
	EE	<b>4</b>	0	<b>12</b>	3	<b>70</b>	-8
	IE	<b>1</b>	-1	<b>2</b>	-1	<b>89</b>	1
	EL	<b>6</b>	-3	<b>10</b>	2	<b>82</b>	0
	ES	<b>2</b>	-1	<b>8</b>	-3	<b>88</b>	3
	FR	<b>3</b>	-1	<b>8</b>	-1	<b>88</b>	2
	IT	<b>8</b>	0	<b>17</b>	4	<b>67</b>	-2
	CY	<b>7</b>	0	<b>7</b>	-2	<b>84</b>	1
	LV	<b>5</b>	0	<b>11</b>	0	<b>65</b>	-6
	LT	<b>3</b>	2	<b>10</b>	7	<b>85</b>	-7
	LU	<b>1</b>	-3	<b>4</b>	-7	<b>83</b>	16
	HU	<b>6</b>	0	<b>14</b>	2	<b>71</b>	0
	MT	<b>4</b>	1	<b>7</b>	0	<b>84</b>	3
	NL	<b>2</b>	-1	<b>6</b>	0	<b>90</b>	0
	AT	<b>8</b>	-1	<b>14</b>	-1	<b>69</b>	7
	PL	<b>4</b>	1	<b>9</b>	4	<b>76</b>	-7
	PT	<b>5</b>	0	<b>15</b>	1	<b>67</b>	17
	RO	<b>8</b>	1	<b>12</b>	4	<b>57</b>	-6
	SI	<b>3</b>	1	<b>4</b>	-1	<b>91</b>	0
	SK	<b>4</b>	-5	<b>15</b>	0	<b>76</b>	5
	FI	<b>3</b>	0	<b>10</b>	-3	<b>75</b>	0
	SE	<b>1</b>	0	<b>2</b>	-2	<b>97</b>	5
	UK	<b>4</b>	-1	<b>8</b>	-1	<b>86</b>	3



QC5.2 Et sur une échelle de 1 à 10, pourriez-vous me dire ce que vous ressentiriez si une personne appartenant à chacune des catégories suivantes était élue au plus haut poste politique en (NOTRE PAYS) ? '1' signifie que vous seriez "tout à fait mal à l'aise" et '10' que vous seriez "tout à fait à l'aise". (SI NECESSAIRE, EXPLIQUER AU REpondANT QU'IL S'AGIRAIT DU PRESIDENT/ PREMIER MINISTRE/ CHANCELIER, ETC., SELON LE CONTEXTE NATIONAL)  
Un homosexuel, une lesbienne ou un(e) bisexuel(le)

QC5.2 And using a scale from 1 to 10, please tell me how you would feel about having someone from each of the following categories in the highest elected political position in (OUR COUNTRY)? '1' means that you would feel "totally uncomfortable" and '10' that you would feel "totally comfortable". (IF NECESSARY, EXPLAIN TO THE RESPONDENT THAT THIS WOULD BE THE PRESIDENT/ PRIME MINISTER/ CHANCELLOR, ETC. AS RELEVANT IN YOUR NATIONAL CONTEXT)  
A gay, lesbian or bisexual person





























QC5.2 Bitte sagen Sie mir anhand einer Skala von 1 bis 10, wie Sie sich fühlen würden, wenn eine der Personen auf der folgenden Liste in (UNSEREM LAND) in das höchste politische Amt gewählt würde. '1' bedeutet, dass Sie sich damit "vollkommen unwohl" fühlen würden und '10' bedeutet, dass Sie sich damit "vollkommen wohl" fühlen würden. (WENN NÖTIG DEM BEFRAGTEN ERKLÄREN, DASS DAMIT DAS AMT DES BUNDESKANZELERS GEMEINT IST)  
Eine schwule, lesbische oder bisexuelle Person

		1 Tout à fait mal à l'aise	2	3	4	5	6						
		1 Totally uncomfortable	2	3	4	5	6						
		1 Würde mich vollkommen unwohl fühlen	2	3	4	5	6						
%		EB	Diff. EB	EB	Diff. EB	EB	Diff. EB	EB	Diff. EB	EB	Diff. EB	EB	Diff. EB
		77.4	71.2	77.4	71.2	77.4	71.2	77.4	71.2	77.4	71.2	77.4	71.2
	EU 27	<b>10</b>	-2	<b>4</b>	0	<b>5</b>	0	<b>4</b>	0	<b>11</b>	1	<b>6</b>	0
	BE	<b>3</b>	-3	<b>1</b>	0	<b>4</b>	1	<b>3</b>	0	<b>10</b>	2	<b>6</b>	0
	BG	<b>28</b>	-5	<b>9</b>	-1	<b>7</b>	1	<b>6</b>	2	<b>6</b>	0	<b>4</b>	1
	CZ	<b>11</b>	3	<b>5</b>	4	<b>7</b>	2	<b>10</b>	3	<b>23</b>	6	<b>8</b>	-3
	DK	<b>2</b>	-2	<b>1</b>	-2	<b>2</b>	-1	<b>1</b>	-2	<b>4</b>	-1	<b>2</b>	0
	DE	<b>9</b>	0	<b>3</b>	-1	<b>6</b>	1	<b>5</b>	2	<b>14</b>	-2	<b>6</b>	1
	EE	<b>23</b>	-8	<b>7</b>	4	<b>7</b>	1	<b>5</b>	0	<b>8</b>	-1	<b>5</b>	1
	IE	<b>4</b>	-3	<b>2</b>	0	<b>1</b>	-2	<b>2</b>	0	<b>6</b>	0	<b>5</b>	0
	EL	<b>27</b>	-5	<b>10</b>	5	<b>10</b>	4	<b>6</b>	0	<b>11</b>	3	<b>5</b>	-3
	ES	<b>3</b>	-1	<b>1</b>	-1	<b>3</b>	-1	<b>3</b>	-1	<b>10</b>	1	<b>7</b>	-2
	FR	<b>8</b>	2	<b>3</b>	1	<b>4</b>	1	<b>3</b>	1	<b>10</b>	1	<b>4</b>	-1
	IT	<b>9</b>	-3	<b>5</b>	0	<b>7</b>	0	<b>8</b>	3	<b>14</b>	5	<b>12</b>	1
	CY	<b>47</b>	-4	<b>5</b>	-1	<b>3</b>	-2	<b>2</b>	-2	<b>8</b>	0	<b>3</b>	0
	LV	<b>39</b>	5	<b>9</b>	2	<b>5</b>	-2	<b>2</b>	-2	<b>10</b>	-1	<b>3</b>	-1
	LT	<b>38</b>	-7	<b>5</b>	1	<b>6</b>	1	<b>3</b>	0	<b>10</b>	3	<b>3</b>	1
	LU	<b>2</b>	-6	<b>1</b>	-2	<b>2</b>	-1	<b>1</b>	-2	<b>6</b>	-2	<b>3</b>	0
	HU	<b>22</b>	1	<b>9</b>	3	<b>11</b>	3	<b>8</b>	2	<b>13</b>	2	<b>5</b>	-1
	MT	<b>10</b>	-1	<b>4</b>	2	<b>4</b>	0	<b>5</b>	1	<b>7</b>	-4	<b>4</b>	-4
	NL	<b>2</b>	0	<b>0</b>	-1	<b>2</b>	1	<b>1</b>	-1	<b>5</b>	1	<b>4</b>	-1
	AT	<b>11</b>	-1	<b>4</b>	1	<b>8</b>	0	<b>8</b>	0	<b>11</b>	-4	<b>9</b>	1
	PL	<b>16</b>	1	<b>5</b>	0	<b>7</b>	1	<b>4</b>	-1	<b>10</b>	3	<b>5</b>	1
	PT	<b>6</b>	-1	<b>6</b>	2	<b>8</b>	2	<b>7</b>	1	<b>14</b>	4	<b>9</b>	3
	RO	<b>30</b>	-7	<b>7</b>	-1	<b>7</b>	1	<b>6</b>	1	<b>7</b>	1	<b>3</b>	-1
	SI	<b>18</b>	-9	<b>5</b>	-2	<b>7</b>	2	<b>3</b>	-1	<b>9</b>	1	<b>4</b>	0
	SK	<b>32</b>	9	<b>8</b>	2	<b>10</b>	3	<b>10</b>	4	<b>15</b>	5	<b>5</b>	-7
	FI	<b>18</b>	8	<b>7</b>	0	<b>7</b>	-1	<b>6</b>	0	<b>10</b>	-7	<b>7</b>	1
	SE	<b>2</b>	-1	<b>1</b>	0	<b>1</b>	-1	<b>1</b>	0	<b>5</b>	1	<b>3</b>	0
	UK	<b>5</b>	-6	<b>3</b>	1	<b>3</b>	-1	<b>1</b>	-2	<b>10</b>	3	<b>4</b>	1

QC5.2 Et sur une échelle de 1 à 10, pourriez-vous me dire ce que vous ressentiriez si une personne appartenant à chacune des catégories suivantes était élue au plus haut poste politique en (NOTRE PAYS) ? '1' signifie que vous seriez "tout à fait mal à l'aise" et '10' que vous seriez "tout à fait à l'aise". (SI NECESSAIRE, EXPLIQUER AU REpondANT QU'IL S'AGIRAIT DU PRESIDENT/ PREMIER MINISTRE/ CHANCELIER, ETC., SELON LE CONTEXTE NATIONAL)  
Un homosexuel, une lesbienne ou un(e) bisexuel(le)

QC5.2 And using a scale from 1 to 10, please tell me how you would feel about having someone from each of the following categories in the highest elected political position in (OUR COUNTRY)? '1' means that you would feel "totally uncomfortable" and '10' that you would feel "totally comfortable". (IF NECESSARY, EXPLAIN TO THE RESPONDENT THAT THIS WOULD BE THE PRESIDENT/ PRIME MINISTER/ CHANCELLOR, ETC. AS RELEVANT IN YOUR NATIONAL CONTEXT)  
A gay, lesbian or bisexual person





























QC5.2 Bitte sagen Sie mir anhand einer Skala von 1 bis 10, wie Sie sich fühlen würden, wenn eine der Personen auf der folgenden Liste in (UNSEREM LAND) in das höchste politische Amt gewählt würde. '1' bedeutet, dass Sie sich damit "vollkommen unwohl" fühlen würden und '10' bedeutet, dass Sie sich damit "vollkommen wohl" fühlen würden. (WENN NÖTIG DEM BEFRAGTEN ERKLÄREN, DASS DAMIT DAS AMT DES BUNDESKANZELERS GEMEINT IST)  
Eine schwule, lesbische oder bisexuelle Person

	%	7		8		9		10 Tout à fait à l'aise		Indifférent (SPONTANE)		NSP	
		7		8		9		10 Totally comfortable		Indifferent (SPONTANEOUS)		DK	
		7		8		9		10 Würde mich vollkommen wohl fühlen		Ist mir egal (SPONTAN)		Weiß nicht	
		EB	Diff. EB	EB	Diff. EB	EB	Diff. EB	EB	Diff. EB	EB	Diff. EB	EB	Diff. EB
		77.4	71.2	77.4	71.2	77.4	71.2	77.4	71.2	77.4	71.2	77.4	71.2
 EU 27		<b>7</b>	<i>0</i>	<b>8</b>	<i>-1</i>	<b>6</b>	<i>0</i>	<b>29</b>	<i>2</i>	<b>7</b>	<i>-1</i>	<b>3</b>	<i>1</i>
 BE		<b>9</b>	<i>-1</i>	<b>14</b>	<i>0</i>	<b>11</b>	<i>1</i>	<b>37</b>	<i>1</i>	<b>2</b>	<i>-1</i>	<b>0</b>	<i>0</i>
 BG		<b>4</b>	<i>2</i>	<b>3</b>	<i>2</i>	<b>2</b>	<i>1</i>	<b>7</b>	<i>1</i>	<b>13</b>	<i>-2</i>	<b>11</b>	<i>-2</i>
 CZ		<b>8</b>	<i>1</i>	<b>6</b>	<i>-1</i>	<b>2</b>	<i>-1</i>	<b>5</b>	<i>-1</i>	<b>13</b>	<i>-13</i>	<b>2</b>	<i>0</i>
 DK		<b>4</b>	<i>-1</i>	<b>5</b>	<i>0</i>	<b>5</b>	<i>1</i>	<b>71</b>	<i>6</i>	<b>2</b>	<i>1</i>	<b>1</b>	<i>1</i>
 DE		<b>6</b>	<i>2</i>	<b>9</b>	<i>2</i>	<b>5</b>	<i>-1</i>	<b>23</b>	<i>-1</i>	<b>12</b>	<i>-4</i>	<b>2</b>	<i>1</i>
 EE		<b>4</b>	<i>0</i>	<b>7</b>	<i>2</i>	<b>4</b>	<i>-1</i>	<b>12</b>	<i>-3</i>	<b>13</b>	<i>3</i>	<b>5</b>	<i>2</i>
 IE		<b>6</b>	<i>1</i>	<b>6</b>	<i>-3</i>	<b>5</b>	<i>-2</i>	<b>49</b>	<i>6</i>	<b>9</b>	<i>2</i>	<b>5</b>	<i>1</i>
 EL		<b>6</b>	<i>-2</i>	<b>6</b>	<i>-1</i>	<b>6</b>	<i>1</i>	<b>10</b>	<i>-2</i>	<b>2</b>	<i>-1</i>	<b>1</b>	<i>1</i>
 ES		<b>6</b>	<i>-8</i>	<b>10</b>	<i>-1</i>	<b>9</b>	<i>0</i>	<b>43</b>	<i>11</i>	<b>3</b>	<i>1</i>	<b>2</b>	<i>2</i>
 FR		<b>7</b>	<i>0</i>	<b>10</b>	<i>-2</i>	<b>6</b>	<i>-1</i>	<b>40</b>	<i>-4</i>	<b>3</b>	<i>1</i>	<b>2</b>	<i>1</i>
 IT		<b>11</b>	<i>-1</i>	<b>8</b>	<i>-3</i>	<b>4</b>	<i>-1</i>	<b>13</b>	<i>2</i>	<b>7</b>	<i>-3</i>	<b>2</b>	<i>0</i>
 CY		<b>3</b>	<i>1</i>	<b>4</b>	<i>1</i>	<b>1</b>	<i>-2</i>	<b>20</b>	<i>6</i>	<b>2</b>	<i>2</i>	<b>2</b>	<i>1</i>
 LV		<b>3</b>	<i>0</i>	<b>3</b>	<i>0</i>	<b>2</b>	<i>-1</i>	<b>5</b>	<i>-4</i>	<b>15</b>	<i>2</i>	<b>4</b>	<i>2</i>
 LT		<b>3</b>	<i>1</i>	<b>5</b>	<i>2</i>	<b>4</b>	<i>1</i>	<b>14</b>	<i>-3</i>	<b>3</b>	<i>-1</i>	<b>6</b>	<i>1</i>
 LU		<b>4</b>	<i>-3</i>	<b>10</b>	<i>3</i>	<b>11</b>	<i>8</i>	<b>48</b>	<i>20</i>	<b>12</b>	<i>-13</i>	<b>0</b>	<i>-2</i>
 HU		<b>4</b>	<i>-2</i>	<b>3</b>	<i>-2</i>	<b>1</b>	<i>-2</i>	<b>10</b>	<i>1</i>	<b>10</b>	<i>-5</i>	<b>4</b>	<i>0</i>
 MT		<b>9</b>	<i>3</i>	<b>8</b>	<i>0</i>	<b>6</b>	<i>0</i>	<b>32</b>	<i>3</i>	<b>4</b>	<i>-2</i>	<b>7</b>	<i>2</i>
 NL		<b>12</b>	<i>-1</i>	<b>16</b>	<i>-2</i>	<b>11</b>	<i>0</i>	<b>44</b>	<i>4</i>	<b>2</b>	<i>0</i>	<b>1</b>	<i>0</i>
 AT		<b>11</b>	<i>3</i>	<b>10</b>	<i>2</i>	<b>5</b>	<i>2</i>	<b>13</b>	<i>1</i>	<b>8</b>	<i>-5</i>	<b>2</b>	<i>0</i>
 PL		<b>5</b>	<i>0</i>	<b>7</b>	<i>-1</i>	<b>3</b>	<i>-1</i>	<b>23</b>	<i>-3</i>	<b>10</b>	<i>1</i>	<b>5</b>	<i>-1</i>
 PT		<b>9</b>	<i>3</i>	<b>10</b>	<i>1</i>	<b>4</b>	<i>1</i>	<b>8</b>	<i>1</i>	<b>13</b>	<i>-18</i>	<b>6</b>	<i>1</i>
 RO		<b>3</b>	<i>-2</i>	<b>3</b>	<i>-1</i>	<b>3</b>	<i>1</i>	<b>5</b>	<i>-1</i>	<b>15</b>	<i>6</i>	<b>11</b>	<i>3</i>
 SI		<b>5</b>	<i>0</i>	<b>7</b>	<i>1</i>	<b>5</b>	<i>2</i>	<b>33</b>	<i>7</i>	<b>2</b>	<i>-2</i>	<b>2</b>	<i>1</i>
 SK		<b>4</b>	<i>-4</i>	<b>3</b>	<i>-5</i>	<b>2</b>	<i>-2</i>	<b>2</b>	<i>-3</i>	<b>6</b>	<i>-1</i>	<b>3</b>	<i>-1</i>
 FI		<b>6</b>	<i>-1</i>	<b>7</b>	<i>-4</i>	<b>6</b>	<i>-1</i>	<b>12</b>	<i>1</i>	<b>13</b>	<i>4</i>	<b>1</b>	<i>0</i>
 SE		<b>5</b>	<i>0</i>	<b>8</b>	<i>1</i>	<b>7</b>	<i>3</i>	<b>65</b>	<i>-2</i>	<b>1</b>	<i>-1</i>	<b>1</b>	<i>0</i>
 UK		<b>5</b>	<i>-1</i>	<b>8</b>	<i>0</i>	<b>5</b>	<i>-1</i>	<b>51</b>	<i>6</i>	<b>2</b>	<i>-2</i>	<b>3</b>	<i>2</i>

QC5.2 Et sur une échelle de 1 à 10, pourriez-vous me dire ce que vous ressentiriez si une personne appartenant à chacune des catégories suivantes était élue au plus haut poste politique en (NOTRE PAYS) ? '1' signifie que vous seriez "tout à fait mal à l'aise" et '10' que vous seriez "tout à fait à l'aise". (SI NECESSAIRE, EXPLIQUER AU REPONDANT QU'IL S'AGIRAIT DU PRESIDENT/ PREMIER MINISTRE/ CHANCELIER, ETC., SELON LE CONTEXTE NATIONAL)  
Un homosexuel, une lesbienne ou un(e) bisexuel(le)

QC5.2 And using a scale from 1 to 10, please tell me how you would feel about having someone from each of the following categories in the highest elected political position in (OUR COUNTRY)? '1' means that you would feel "totally uncomfortable" and '10' that you would feel "totally comfortable". (IF NECESSARY, EXPLAIN TO THE RESPONDENT THAT THIS WOULD BE THE PRESIDENT/ PRIME MINISTER/ CHANCELLOR, ETC. AS RELEVANT IN YOUR NATIONAL CONTEXT)  
A gay, lesbian or bisexual person





























QC5.2 Bitte sagen Sie mir anhand einer Skala von 1 bis 10, wie Sie sich fühlen würden, wenn eine der Personen auf der folgenden Liste in (UNSEREM LAND) in das höchste politische Amt gewählt würde. '1' bedeutet, dass Sie sich damit "vollkommen unwohl" fühlen würden und '10' bedeutet, dass Sie sich damit "vollkommen wohl" fühlen würden. (WENN NÖTIG DEM BEFRAGTEN ERKLÄREN, DASS DAMIT DAS AMT DES BUNDESKANZELERS GEMEINT IST)  
Eine schwule, lesbische oder bisexuelle Person

		Total 'Mal à l'aise (1-4)'		Total 'Moyennement à l'aise (5-6)'		Total 'A l'aise (7-10)'	
		Total 'Uncomfortable (1-4)'		Total 'Fairly comfortable (5-6)'		Total 'Comfortable (7-10)'	
		Gesamt ' Unwohl fühlen(1-4)'		Gesamt 'Ziemlich wohl fühlen (5-6)'		Gesamt 'Wohl fühlen(7-10)'	
%		EB	Diff.	EB	Diff.	EB	Diff.
		77.4	71.2	77.4	71.2	77.4	71.2
	EU 27	<b>24</b>	<b>0</b>	<b>17</b>	<b>1</b>	<b>50</b>	<b>1</b>
	BE	<b>11</b>	<b>-2</b>	<b>16</b>	<b>2</b>	<b>71</b>	<b>1</b>
	BG	<b>51</b>	<b>-2</b>	<b>10</b>	<b>1</b>	<b>15</b>	<b>5</b>
	CZ	<b>33</b>	<b>12</b>	<b>31</b>	<b>3</b>	<b>21</b>	<b>-2</b>
	DK	<b>6</b>	<b>-6</b>	<b>6</b>	<b>-1</b>	<b>84</b>	<b>5</b>
	DE	<b>22</b>	<b>1</b>	<b>20</b>	<b>-1</b>	<b>44</b>	<b>3</b>
	EE	<b>42</b>	<b>-3</b>	<b>13</b>	<b>0</b>	<b>28</b>	<b>-1</b>
	IE	<b>8</b>	<b>-6</b>	<b>11</b>	<b>0</b>	<b>67</b>	<b>2</b>
	EL	<b>53</b>	<b>4</b>	<b>16</b>	<b>0</b>	<b>29</b>	<b>-3</b>
	ES	<b>11</b>	<b>-3</b>	<b>17</b>	<b>-1</b>	<b>68</b>	<b>2</b>
	FR	<b>18</b>	<b>5</b>	<b>14</b>	<b>0</b>	<b>64</b>	<b>-7</b>
	IT	<b>29</b>	<b>0</b>	<b>26</b>	<b>5</b>	<b>37</b>	<b>-1</b>
	CY	<b>58</b>	<b>-7</b>	<b>10</b>	<b>-1</b>	<b>28</b>	<b>5</b>
	LV	<b>56</b>	<b>3</b>	<b>13</b>	<b>-2</b>	<b>12</b>	<b>-6</b>
	LT	<b>53</b>	<b>-4</b>	<b>13</b>	<b>4</b>	<b>25</b>	<b>0</b>
	LU	<b>6</b>	<b>-10</b>	<b>9</b>	<b>-2</b>	<b>73</b>	<b>28</b>
	HU	<b>50</b>	<b>8</b>	<b>18</b>	<b>2</b>	<b>18</b>	<b>-5</b>
	MT	<b>23</b>	<b>2</b>	<b>11</b>	<b>-7</b>	<b>55</b>	<b>6</b>
	NL	<b>5</b>	<b>-2</b>	<b>9</b>	<b>0</b>	<b>83</b>	<b>1</b>
	AT	<b>31</b>	<b>0</b>	<b>20</b>	<b>-3</b>	<b>39</b>	<b>9</b>
	PL	<b>31</b>	<b>0</b>	<b>15</b>	<b>4</b>	<b>39</b>	<b>-4</b>
	PT	<b>26</b>	<b>3</b>	<b>23</b>	<b>8</b>	<b>32</b>	<b>6</b>
	RO	<b>50</b>	<b>-7</b>	<b>9</b>	<b>-1</b>	<b>15</b>	<b>-1</b>
	SI	<b>33</b>	<b>-9</b>	<b>13</b>	<b>1</b>	<b>50</b>	<b>9</b>
	SK	<b>59</b>	<b>17</b>	<b>20</b>	<b>-1</b>	<b>11</b>	<b>-15</b>
	FI	<b>38</b>	<b>7</b>	<b>17</b>	<b>-6</b>	<b>31</b>	<b>-6</b>
	SE	<b>6</b>	<b>-1</b>	<b>8</b>	<b>1</b>	<b>85</b>	<b>2</b>
	UK	<b>12</b>	<b>-8</b>	<b>13</b>	<b>2</b>	<b>70</b>	<b>6</b>

QC5.3 Et sur une échelle de 1 à 10, pourriez-vous me dire ce que vous ressentiriez si une personne appartenant à chacune des catégories suivantes était élue au plus haut poste politique en (NOTRE PAYS) ? '1' signifie que vous seriez "tout à fait mal à l'aise" et '10' que vous seriez "tout à fait à l'aise". (SI NECESSAIRE, EXPLIQUER AU REpondANT QU'IL S'AGIRAIT DU PRESIDENT/ PREMIER MINISTRE/ CHANCELIER, ETC., SELON LE CONTEXTE NATIONAL)  
Une personne d'une origine ethnique différente de la majorité de la population

QC5.3 And using a scale from 1 to 10, please tell me how you would feel about having someone from each of the following categories in the highest elected political position in (OUR COUNTRY)? '1' means that you would feel "totally uncomfortable" and '10' that you would feel "totally comfortable". (IF NECESSARY, EXPLAIN TO THE RESPONDENT THAT THIS WOULD BE THE PRESIDENT/ PRIME MINISTER/ CHANCELLOR, ETC. AS RELEVANT IN YOUR NATIONAL CONTEXT)  
A person of a different ethnic origin than the majority of the population





























QC5.3 Bitte sagen Sie mir anhand einer Skala von 1 bis 10, wie Sie sich fühlen würden, wenn eine der Personen auf der folgenden Liste in (UNSEREM LAND) in das höchste politische Amt gewählt würde. '1' bedeutet, dass Sie sich damit "vollkommen unwohl" fühlen würden und '10' bedeutet, dass Sie sich damit "vollkommen wohl" fühlen würden. (WENN NÖTIG DEM BEFRAGTEN ERKLÄREN, DASS DAMIT DAS AMT DES BUNDESKANZELERS GEMEINT IST)  
Eine Person mit anderer ethnischer Herkunft als die Mehrheit der Bevölkerung

		1 Tout à fait mal à l'aise	2	3	4	5	6						
		1 Totally uncomfortable	2	3	4	5	6						
		1 Würde mich vollkommen unwohl fühlen	2	3	4	5	6						
%		EB	Diff. EB	EB	Diff. EB	EB	Diff. EB	EB	Diff. EB	EB	Diff. EB	EB	Diff. EB
		77.4	71.2	77.4	71.2	77.4	71.2	77.4	71.2	77.4	71.2	77.4	71.2
	EU 27	<b>8</b>	-2	<b>4</b>	-1	<b>6</b>	0	<b>6</b>	0	<b>13</b>	1	<b>8</b>	1
	BE	<b>11</b>	-4	<b>4</b>	-1	<b>8</b>	-2	<b>8</b>	1	<b>16</b>	2	<b>9</b>	3
	BG	<b>12</b>	-5	<b>6</b>	-1	<b>8</b>	2	<b>9</b>	3	<b>11</b>	-2	<b>7</b>	1
	CZ	<b>14</b>	2	<b>7</b>	1	<b>12</b>	2	<b>12</b>	1	<b>19</b>	3	<b>8</b>	-4
	DK	<b>4</b>	-5	<b>3</b>	-2	<b>4</b>	-2	<b>3</b>	-1	<b>7</b>	0	<b>4</b>	1
	DE	<b>10</b>	-5	<b>5</b>	-3	<b>9</b>	1	<b>7</b>	1	<b>17</b>	2	<b>7</b>	2
	EE	<b>8</b>	-4	<b>5</b>	2	<b>8</b>	0	<b>7</b>	1	<b>15</b>	2	<b>8</b>	2
	IE	<b>5</b>	-7	<b>3</b>	-1	<b>4</b>	0	<b>3</b>	-2	<b>9</b>	0	<b>7</b>	0
	EL	<b>28</b>	-6	<b>11</b>	4	<b>11</b>	3	<b>7</b>	0	<b>9</b>	-1	<b>7</b>	0
	ES	<b>4</b>	1	<b>2</b>	-1	<b>4</b>	-2	<b>4</b>	-3	<b>13</b>	2	<b>7</b>	-2
	FR	<b>8</b>	3	<b>4</b>	0	<b>6</b>	3	<b>4</b>	-1	<b>13</b>	2	<b>6</b>	0
	IT	<b>5</b>	-4	<b>4</b>	-1	<b>6</b>	-1	<b>9</b>	0	<b>14</b>	2	<b>14</b>	1
	CY	<b>51</b>	3	<b>6</b>	1	<b>6</b>	-2	<b>3</b>	-1	<b>7</b>	-2	<b>3</b>	-1
	LV	<b>13</b>	1	<b>7</b>	0	<b>8</b>	-1	<b>7</b>	1	<b>16</b>	1	<b>5</b>	-1
	LT	<b>16</b>	-9	<b>5</b>	-2	<b>5</b>	-1	<b>5</b>	-1	<b>14</b>	4	<b>6</b>	3
	LU	<b>3</b>	-6	<b>2</b>	-1	<b>5</b>	0	<b>5</b>	2	<b>10</b>	1	<b>4</b>	-1
	HU	<b>12</b>	1	<b>7</b>	3	<b>10</b>	1	<b>11</b>	2	<b>15</b>	-1	<b>9</b>	-1
	MT	<b>17</b>	-9	<b>6</b>	-3	<b>9</b>	4	<b>10</b>	1	<b>9</b>	-4	<b>5</b>	-1
	NL	<b>5</b>	-3	<b>3</b>	-1	<b>7</b>	0	<b>4</b>	-3	<b>9</b>	-2	<b>10</b>	1
	AT	<b>11</b>	-5	<b>6</b>	-2	<b>9</b>	-2	<b>10</b>	1	<b>14</b>	-2	<b>11</b>	1
	PL	<b>4</b>	0	<b>2</b>	-1	<b>5</b>	-2	<b>4</b>	-1	<b>13</b>	5	<b>6</b>	0
	PT	<b>2</b>	0	<b>4</b>	2	<b>5</b>	0	<b>5</b>	-1	<b>14</b>	3	<b>11</b>	5
	RO	<b>11</b>	3	<b>5</b>	2	<b>5</b>	0	<b>6</b>	0	<b>13</b>	0	<b>4</b>	-3
	SI	<b>10</b>	-5	<b>4</b>	-3	<b>6</b>	-2	<b>5</b>	-1	<b>12</b>	1	<b>6</b>	2
	SK	<b>11</b>	2	<b>7</b>	1	<b>11</b>	2	<b>9</b>	0	<b>26</b>	14	<b>9</b>	-3
	FI	<b>10</b>	4	<b>8</b>	2	<b>8</b>	-1	<b>11</b>	-1	<b>11</b>	-5	<b>8</b>	0
	SE	<b>3</b>	-1	<b>2</b>	0	<b>4</b>	1	<b>3</b>	-1	<b>9</b>	2	<b>4</b>	0
	UK	<b>5</b>	-6	<b>1</b>	-1	<b>3</b>	-1	<b>4</b>	0	<b>10</b>	0	<b>5</b>	-1

QC5.3 Et sur une échelle de 1 à 10, pourriez-vous me dire ce que vous ressentiriez si une personne appartenant à chacune des catégories suivantes était élue au plus haut poste politique en (NOTRE PAYS) ? '1' signifie que vous seriez "tout à fait mal à l'aise" et '10' que vous seriez "tout à fait à l'aise". (SI NECESSAIRE, EXPLIQUER AU REpondANT QU'IL S'AGIRAIT DU PRESIDENT/ PREMIER MINISTRE/ CHANCELIER, ETC., SELON LE CONTEXTE NATIONAL)  
Une personne d'une origine ethnique différente de la majorité de la population

QC5.3 And using a scale from 1 to 10, please tell me how you would feel about having someone from each of the following categories in the highest elected political position in (OUR COUNTRY)? '1' means that you would feel "totally uncomfortable" and '10' that you would feel "totally comfortable". (IF NECESSARY, EXPLAIN TO THE RESPONDENT THAT THIS WOULD BE THE PRESIDENT/ PRIME MINISTER/ CHANCELLOR, ETC. AS RELEVANT IN YOUR NATIONAL CONTEXT)  
A person of a different ethnic origin than the majority of the population





























QC5.3 Bitte sagen Sie mir anhand einer Skala von 1 bis 10, wie Sie sich fühlen würden, wenn eine der Personen auf der folgenden Liste in (UNSEREM LAND) in das höchste politische Amt gewählt würde. '1' bedeutet, dass Sie sich damit "vollkommen unwohl" fühlen würden und '10' bedeutet, dass Sie sich damit "vollkommen wohl" fühlen würden. (WENN NÖTIG DEM BEFRAGTEN ERKLÄREN, DASS DAMIT DAS AMT DES BUNDESKANZELERS GEMEINT IST)  
Eine Person mit anderer ethnischer Herkunft als die Mehrheit der Bevölkerung

		7		8		9		10 Tout à fait à l'aise		Indifférent (SPONTANE)		NSP	
		7		8		9		10 Totally comfortable		Indifferent (SPONTANEOUS)		DK	
		7		8		9		10 Würde mich vollkommen wohl fühlen		Ist mir egal (SPONTAN)		Weiß nicht	
%		EB 77.4	Diff. EB 71.2	EB 77.4	Diff. EB 71.2	EB 77.4	Diff. EB 71.2	EB 77.4	Diff. EB 71.2	EB 77.4	Diff. EB 71.2	EB 77.4	Diff. EB 71.2
	EU 27	9	0	9	0	5	0	25	3	5	-2	2	0
	BE	12	3	10	-1	6	1	15	0	1	-1	0	-1
	BG	9	3	7	2	4	0	13	0	9	-2	5	-1
	CZ	8	3	6	1	2	1	3	-1	8	-8	1	-1
	DK	7	0	8	0	6	1	51	7	2	1	1	0
	DE	7	2	9	2	4	0	15	0	7	-4	3	2
	EE	7	1	9	0	5	-1	15	-6	11	3	2	0
	IE	6	-2	6	-1	7	1	38	9	7	2	5	1
	EL	6	-1	6	-2	5	1	8	0	1	1	1	1
	ES	9	-3	10	0	8	0	36	7	2	0	1	1
	FR	9	-1	9	-3	6	0	31	-4	2	0	2	1
	IT	14	2	9	0	5	1	12	3	6	-3	2	0
	CY	3	-1	2	-2	2	1	15	4	1	1	1	-1
	LV	6	0	6	-1	4	0	9	-4	15	2	4	2
	LT	6	2	9	3	7	4	20	-3	2	-2	5	2
	LU	7	0	10	0	9	7	35	12	9	-12	1	-2
	HU	6	-2	6	-2	2	-1	13	1	8	0	1	-1
	MT	7	3	8	3	6	5	17	4	2	-3	4	0
	NL	13	-2	16	2	8	2	23	6	1	0	1	0
	AT	12	5	11	6	4	1	7	1	3	-3	2	-1
	PL	7	0	8	-2	6	0	32	0	10	1	3	0
	PT	10	1	14	1	6	3	12	4	14	-17	3	-1
	RO	6	-3	6	-2	7	1	12	-3	18	3	7	2
	SI	7	1	8	1	6	1	34	6	1	-2	1	1
	SK	9	-2	5	-6	2	-3	4	-4	6	1	1	-2
	FI	7	-6	10	-1	6	1	12	4	9	4	0	-1
	SE	8	0	12	1	8	2	46	-3	1	0	0	-1
	UK	8	0	8	0	5	1	47	9	1	-3	3	2

QC5.3 Et sur une échelle de 1 à 10, pourriez-vous me dire ce que vous ressentiriez si une personne appartenant à chacune des catégories suivantes était élue au plus haut poste politique en (NOTRE PAYS) ? '1' signifie que vous seriez "tout à fait mal à l'aise" et '10' que vous seriez "tout à fait à l'aise". (SI NECESSAIRE, EXPLIQUER AU REPONDANT QU'IL S'AGIRAIT DU PRESIDENT/ PREMIER MINISTRE/ CHANCELLIER, ETC., SELON LE CONTEXTE NATIONAL)  
Une personne d'une origine ethnique différente de la majorité de la population

QC5.3 And using a scale from 1 to 10, please tell me how you would feel about having someone from each of the following categories in the highest elected political position in (OUR COUNTRY)? '1' means that you would feel "totally uncomfortable" and '10' that you would feel "totally comfortable". (IF NECESSARY, EXPLAIN TO THE RESPONDENT THAT THIS WOULD BE THE PRESIDENT/ PRIME MINISTER/ CHANCELLOR, ETC. AS RELEVANT IN YOUR NATIONAL CONTEXT)  
A person of a different ethnic origin than the majority of the population





























QC5.3 Bitte sagen Sie mir anhand einer Skala von 1 bis 10, wie Sie sich fühlen würden, wenn eine der Personen auf der folgenden Liste in (UNSEREM LAND) in das höchste politische Amt gewählt würde. '1' bedeutet, dass Sie sich damit "vollkommen unwohl" fühlen würden und '10' bedeutet, dass Sie sich damit "vollkommen wohl" fühlen würden. (WENN NÖTIG DEM BEFRAGTEN ERKLÄREN, DASS DAMIT DAS AMT DES BUNDESKANZELERS GEMEINT IST)  
Eine Person mit anderer ethnischer Herkunft als die Mehrheit der Bevölkerung

		Total 'Mal à l'aise (1-4)'		Total 'Moyennement à l'aise (5-6)'		Total 'A l'aise (7-10)'	
		Total 'Uncomfortable (1-4)'		Total 'Fairly comfortable (5-6)'		Total 'Comfortable (7-10)'	
		Gesamt ' Unwohl fühlen(1-4)'		Gesamt 'Ziemlich wohl fühlen (5-6)'		Gesamt 'Wohl fühlen(7-10)'	
% EB		Diff. EB		EB		Diff. EB	
		77.4		77.4		77.4	
		71.2		71.2		71.2	
 EU 27		<b>24</b>	-3	<b>21</b>	2	<b>48</b>	3
 BE		<b>31</b>	-6	<b>25</b>	4	<b>43</b>	3
 BG		<b>34</b>	-3	<b>18</b>	0	<b>33</b>	6
 CZ		<b>45</b>	6	<b>27</b>	-1	<b>18</b>	2
 DK		<b>14</b>	-10	<b>11</b>	1	<b>72</b>	7
 DE		<b>31</b>	-6	<b>24</b>	3	<b>35</b>	4
 EE		<b>29</b>	0	<b>23</b>	4	<b>35</b>	-7
 IE		<b>16</b>	-10	<b>16</b>	0	<b>56</b>	6
 EL		<b>57</b>	1	<b>16</b>	-1	<b>25</b>	-2
 ES		<b>14</b>	-5	<b>20</b>	1	<b>64</b>	5
 FR		<b>22</b>	6	<b>19</b>	2	<b>55</b>	-8
 IT		<b>24</b>	-5	<b>28</b>	2	<b>40</b>	6
 CY		<b>67</b>	1	<b>10</b>	-2	<b>21</b>	1
 LV		<b>35</b>	2	<b>21</b>	-1	<b>25</b>	-5
 LT		<b>32</b>	-12	<b>19</b>	6	<b>43</b>	6
 LU		<b>15</b>	-5	<b>14</b>	0	<b>60</b>	18
 HU		<b>40</b>	7	<b>24</b>	-2	<b>27</b>	-3
 MT		<b>42</b>	-7	<b>14</b>	-6	<b>38</b>	15
 NL		<b>19</b>	-6	<b>19</b>	-1	<b>60</b>	7
 AT		<b>36</b>	-8	<b>26</b>	0	<b>33</b>	12
 PL		<b>15</b>	-4	<b>18</b>	4	<b>54</b>	-1
 PT		<b>16</b>	2	<b>24</b>	7	<b>43</b>	9
 RO		<b>28</b>	6	<b>17</b>	-3	<b>30</b>	-9
 SI		<b>26</b>	-10	<b>18</b>	2	<b>54</b>	9
 SK		<b>38</b>	5	<b>35</b>	10	<b>20</b>	-14
 FI		<b>37</b>	2	<b>19</b>	-5	<b>35</b>	-1
 SE		<b>11</b>	-1	<b>13</b>	1	<b>75</b>	1
 UK		<b>13</b>	-8	<b>15</b>	-1	<b>68</b>	10

QC5.4 Et sur une échelle de 1 à 10, pourriez-vous me dire ce que vous ressentiriez si une personne appartenant à chacune des catégories suivantes était élue au plus haut poste politique en (NOTRE PAYS) ? '1' signifie que vous seriez "tout à fait mal à l'aise" et '10' que vous seriez "tout à fait à l'aise". (SI NECESSAIRE, EXPLIQUER AU REpondANT QU'IL S'AGIRAIT DU PRESIDENT/ PREMIER MINISTRE/ CHANCELIER, ETC., SELON LE CONTEXTE NATIONAL)  
Une personne âgée de moins de 30 ans

QC5.4 And using a scale from 1 to 10, please tell me how you would feel about having someone from each of the following categories in the highest elected political position in (OUR COUNTRY)? '1' means that you would feel "totally uncomfortable" and '10' that you would feel "totally comfortable". (IF NECESSARY, EXPLAIN TO THE RESPONDENT THAT THIS WOULD BE THE PRESIDENT/ PRIME MINISTER/ CHANCELLOR, ETC. AS RELEVANT IN YOUR NATIONAL CONTEXT)  
A person under 30 years old





























QC5.4 Bitte sagen Sie mir anhand einer Skala von 1 bis 10, wie Sie sich fühlen würden, wenn eine der Personen auf der folgenden Liste in (UNSEREM LAND) in das höchste politische Amt gewählt würde. '1' bedeutet, dass Sie sich damit "vollkommen unwohl" fühlen würden und '10' bedeutet, dass Sie sich damit "vollkommen wohl" fühlen würden. (WENN NÖTIG DEM BEFRAGTEN ERKLÄREN, DASS DAMIT DAS AMT DES BUNDESKANZELERS GEMEINT IST)  
Eine Person, die jünger als 30 Jahre ist

		1 Tout à fait mal à l'aise	2	3	4	5	6						
		1 Totally uncomfortable	2	3	4	5	6						
		1 Würde mich vollkommen unwohl fühlen	2	3	4	5	6						
%		EB	Diff. EB	EB	Diff. EB	EB	Diff. EB	EB	Diff. EB	EB	Diff. EB	EB	Diff. EB
		77.4	71.2	77.4	71.2	77.4	71.2	77.4	71.2	77.4	71.2	77.4	71.2
	EU 27	<b>8</b>	-2	<b>4</b>	-1	<b>8</b>	-1	<b>7</b>	-1	<b>12</b>	0	<b>8</b>	0
	BE	<b>3</b>	-4	<b>3</b>	0	<b>8</b>	0	<b>9</b>	1	<b>17</b>	4	<b>9</b>	0
	BG	<b>4</b>	-7	<b>3</b>	-2	<b>6</b>	0	<b>8</b>	2	<b>10</b>	0	<b>7</b>	2
	CZ	<b>6</b>	2	<b>2</b>	0	<b>9</b>	3	<b>7</b>	-1	<b>18</b>	5	<b>9</b>	0
	DK	<b>2</b>	-3	<b>3</b>	0	<b>7</b>	2	<b>4</b>	-3	<b>11</b>	-1	<b>4</b>	-1
	DE	<b>21</b>	-4	<b>9</b>	-1	<b>14</b>	0	<b>8</b>	-1	<b>13</b>	2	<b>6</b>	3
	EE	<b>6</b>	-6	<b>6</b>	2	<b>8</b>	-1	<b>7</b>	1	<b>13</b>	-1	<b>7</b>	1
	IE	<b>2</b>	-6	<b>1</b>	-4	<b>2</b>	-3	<b>4</b>	-4	<b>8</b>	-3	<b>6</b>	-1
	EL	<b>6</b>	-4	<b>3</b>	-1	<b>7</b>	1	<b>7</b>	-1	<b>11</b>	1	<b>8</b>	-1
	ES	<b>4</b>	1	<b>2</b>	-2	<b>6</b>	-1	<b>6</b>	0	<b>12</b>	0	<b>7</b>	-2
	FR	<b>6</b>	-1	<b>7</b>	1	<b>9</b>	1	<b>8</b>	0	<b>12</b>	-4	<b>7</b>	-2
	IT	<b>4</b>	-2	<b>2</b>	-1	<b>5</b>	-2	<b>7</b>	-1	<b>11</b>	0	<b>14</b>	1
	CY	<b>22</b>	0	<b>6</b>	0	<b>8</b>	-1	<b>7</b>	1	<b>13</b>	5	<b>4</b>	-2
	LV	<b>12</b>	3	<b>7</b>	3	<b>11</b>	2	<b>7</b>	1	<b>16</b>	2	<b>6</b>	-1
	LT	<b>10</b>	-6	<b>4</b>	-2	<b>6</b>	-1	<b>6</b>	-1	<b>14</b>	1	<b>6</b>	2
	LU	<b>5</b>	-4	<b>3</b>	-2	<b>6</b>	0	<b>7</b>	-1	<b>14</b>	-1	<b>5</b>	-1
	HU	<b>4</b>	-2	<b>4</b>	-1	<b>7</b>	-3	<b>9</b>	1	<b>12</b>	2	<b>8</b>	0
	MT	<b>5</b>	-3	<b>2</b>	0	<b>6</b>	3	<b>8</b>	1	<b>15</b>	4	<b>7</b>	1
	NL	<b>7</b>	-1	<b>5</b>	0	<b>10</b>	-1	<b>10</b>	-1	<b>13</b>	-3	<b>10</b>	-1
	AT	<b>6</b>	-3	<b>3</b>	-1	<b>9</b>	-2	<b>9</b>	-1	<b>13</b>	1	<b>12</b>	4
	PL	<b>4</b>	-2	<b>3</b>	0	<b>7</b>	2	<b>4</b>	0	<b>10</b>	3	<b>4</b>	0
	PT	<b>2</b>	-3	<b>5</b>	2	<b>5</b>	-3	<b>7</b>	-1	<b>13</b>	1	<b>10</b>	2
	RO	<b>4</b>	2	<b>3</b>	1	<b>3</b>	1	<b>4</b>	1	<b>8</b>	-1	<b>6</b>	1
	SI	<b>7</b>	-7	<b>4</b>	-3	<b>10</b>	1	<b>7</b>	1	<b>9</b>	-3	<b>5</b>	0
	SK	<b>6</b>	-1	<b>3</b>	-2	<b>8</b>	-1	<b>9</b>	1	<b>20</b>	11	<b>8</b>	-4
	FI	<b>11</b>	4	<b>10</b>	2	<b>16</b>	1	<b>10</b>	-2	<b>9</b>	-6	<b>7</b>	-2
	SE	<b>7</b>	0	<b>4</b>	0	<b>10</b>	4	<b>8</b>	0	<b>14</b>	0	<b>7</b>	-3
	UK	<b>9</b>	-5	<b>4</b>	-2	<b>6</b>	-4	<b>5</b>	-4	<b>15</b>	1	<b>8</b>	3

QC5.4 Et sur une échelle de 1 à 10, pourriez-vous me dire ce que vous ressentiriez si une personne appartenant à chacune des catégories suivantes était élue au plus haut poste politique en (NOTRE PAYS) ? '1' signifie que vous seriez "tout à fait mal à l'aise" et '10' que vous seriez "tout à fait à l'aise". (SI NECESSAIRE, EXPLIQUER AU REpondANT QU'IL S'AGIRAIT DU PRESIDENT/ PREMIER MINISTRE/ CHANCELIER, ETC., SELON LE CONTEXTE NATIONAL)  
Une personne âgée de moins de 30 ans

QC5.4 And using a scale from 1 to 10, please tell me how you would feel about having someone from each of the following categories in the highest elected political position in (OUR COUNTRY)? '1' means that you would feel "totally uncomfortable" and '10' that you would feel "totally comfortable". (IF NECESSARY, EXPLAIN TO THE RESPONDENT THAT THIS WOULD BE THE PRESIDENT/ PRIME MINISTER/ CHANCELLOR, ETC. AS RELEVANT IN YOUR NATIONAL CONTEXT)  
A person under 30 years old

QC5.4 Bitte sagen Sie mir anhand einer Skala von 1 bis 10, wie Sie sich fühlen würden, wenn eine der Personen auf der folgenden Liste in (UNSEREM LAND) in das höchste politische Amt gewählt würde. '1' bedeutet, dass Sie sich damit "vollkommen unwohl" fühlen würden und '10' bedeutet, dass Sie sich damit "vollkommen wohl" fühlen würden. (WENN NÖTIG DEM BEFRAGTEN ERKLÄREN, DASS DAMIT DAS AMT DES BUNDESKANZELERS GEMEINT IST)  
Eine Person, die jünger als 30 Jahre ist





























	%	7		8		9		10 Tout à fait à l'aise		Indifférent (SPONTANE)		NSP	
		7		8		9		10 Totally comfortable		Indifferent (SPONTANEOUS)		DK	
		7		8		9		10 Würde mich vollkommen wohl fühlen		Ist mir egal (SPONTAN)		Weiß nicht	
		EB 77.4	Diff. EB 71.2	EB 77.4	Diff. EB 71.2	EB 77.4	Diff. EB 71.2	EB 77.4	Diff. EB 71.2	EB 77.4	Diff. EB 71.2	EB 77.4	Diff. EB 71.2
 EU 27		<b>9</b>	<i>0</i>	<b>10</b>	<i>0</i>	<b>6</b>	<i>1</i>	<b>23</b>	<i>5</i>	<b>4</b>	<i>-1</i>	<b>1</b>	<i>0</i>
 BE		<b>14</b>	<i>2</i>	<b>11</b>	<i>-2</i>	<b>6</b>	<i>-2</i>	<b>19</b>	<i>2</i>	<b>1</b>	<i>-1</i>	<b>0</b>	<i>0</i>
 BG		<b>8</b>	<i>1</i>	<b>11</b>	<i>3</i>	<b>9</b>	<i>3</i>	<b>25</b>	<i>3</i>	<b>6</b>	<i>-3</i>	<b>3</b>	<i>-2</i>
 CZ		<b>10</b>	<i>-1</i>	<b>11</b>	<i>-2</i>	<b>8</b>	<i>0</i>	<b>12</b>	<i>-2</i>	<b>7</b>	<i>-4</i>	<b>1</b>	<i>0</i>
 DK		<b>10</b>	<i>2</i>	<b>9</b>	<i>-1</i>	<b>5</b>	<i>-1</i>	<b>44</b>	<i>6</i>	<b>1</b>	<i>0</i>	<b>0</b>	<i>0</i>
 DE		<b>6</b>	<i>1</i>	<b>6</b>	<i>0</i>	<b>3</b>	<i>0</i>	<b>10</b>	<i>3</i>	<b>3</b>	<i>-4</i>	<b>1</b>	<i>1</i>
 EE		<b>6</b>	<i>0</i>	<b>9</b>	<i>1</i>	<b>6</b>	<i>1</i>	<b>21</b>	<i>-1</i>	<b>9</b>	<i>2</i>	<b>2</b>	<i>1</i>
 IE		<b>6</b>	<i>0</i>	<b>8</b>	<i>1</i>	<b>7</b>	<i>1</i>	<b>47</b>	<i>16</i>	<b>6</b>	<i>2</i>	<b>3</b>	<i>1</i>
 EL		<b>9</b>	<i>-2</i>	<b>12</b>	<i>0</i>	<b>14</b>	<i>4</i>	<b>22</b>	<i>3</i>	<b>1</b>	<i>0</i>	<b>0</b>	<i>0</i>
 ES		<b>8</b>	<i>-9</i>	<b>10</b>	<i>-1</i>	<b>7</b>	<i>-1</i>	<b>36</b>	<i>14</i>	<b>1</b>	<i>0</i>	<b>1</b>	<i>1</i>
 FR		<b>10</b>	<i>0</i>	<b>12</b>	<i>1</i>	<b>5</b>	<i>0</i>	<b>22</b>	<i>3</i>	<b>1</b>	<i>0</i>	<b>1</b>	<i>1</i>
 IT		<b>12</b>	<i>-2</i>	<b>12</b>	<i>0</i>	<b>7</b>	<i>1</i>	<b>19</b>	<i>7</i>	<b>6</b>	<i>0</i>	<b>1</b>	<i>-1</i>
 CY		<b>6</b>	<i>-3</i>	<b>4</b>	<i>-2</i>	<b>2</b>	<i>-4</i>	<b>28</b>	<i>7</i>	<b>0</b>	<i>0</i>	<b>0</b>	<i>-1</i>
 LV		<b>5</b>	<i>-4</i>	<b>7</b>	<i>-2</i>	<b>4</b>	<i>-2</i>	<b>15</b>	<i>-5</i>	<b>8</b>	<i>2</i>	<b>2</b>	<i>1</i>
 LT		<b>6</b>	<i>2</i>	<b>8</b>	<i>3</i>	<b>8</b>	<i>4</i>	<b>28</b>	<i>-2</i>	<b>1</b>	<i>-1</i>	<b>3</b>	<i>1</i>
 LU		<b>7</b>	<i>-1</i>	<b>9</b>	<i>-2</i>	<b>7</b>	<i>3</i>	<b>28</b>	<i>13</i>	<b>8</b>	<i>-4</i>	<b>1</b>	<i>0</i>
 HU		<b>9</b>	<i>-1</i>	<b>10</b>	<i>0</i>	<b>4</b>	<i>-1</i>	<b>25</b>	<i>5</i>	<b>7</b>	<i>1</i>	<b>1</b>	<i>-1</i>
 MT		<b>6</b>	<i>-1</i>	<b>7</b>	<i>-3</i>	<b>9</b>	<i>0</i>	<b>31</b>	<i>4</i>	<b>3</b>	<i>-3</i>	<b>1</b>	<i>-3</i>
 NL		<b>14</b>	<i>1</i>	<b>11</b>	<i>1</i>	<b>5</b>	<i>1</i>	<b>14</b>	<i>4</i>	<b>1</b>	<i>0</i>	<b>0</b>	<i>0</i>
 AT		<b>10</b>	<i>1</i>	<b>11</b>	<i>2</i>	<b>7</b>	<i>3</i>	<b>15</b>	<i>0</i>	<b>4</b>	<i>-3</i>	<b>1</b>	<i>-1</i>
 PL		<b>6</b>	<i>-1</i>	<b>8</b>	<i>-2</i>	<b>6</b>	<i>-1</i>	<b>37</b>	<i>1</i>	<b>9</b>	<i>0</i>	<b>2</b>	<i>0</i>
 PT		<b>10</b>	<i>0</i>	<b>14</b>	<i>3</i>	<b>7</b>	<i>4</i>	<b>12</b>	<i>4</i>	<b>12</b>	<i>-8</i>	<b>3</b>	<i>-1</i>
 RO		<b>6</b>	<i>-3</i>	<b>11</b>	<i>-1</i>	<b>10</b>	<i>1</i>	<b>22</b>	<i>-7</i>	<b>18</b>	<i>4</i>	<b>5</b>	<i>1</i>
 SI		<b>8</b>	<i>2</i>	<b>9</b>	<i>0</i>	<b>6</b>	<i>1</i>	<b>34</b>	<i>9</i>	<b>1</b>	<i>-1</i>	<b>0</b>	<i>0</i>
 SK		<b>11</b>	<i>2</i>	<b>12</b>	<i>0</i>	<b>6</b>	<i>-3</i>	<b>12</b>	<i>-4</i>	<b>4</b>	<i>2</i>	<b>1</b>	<i>-1</i>
 FI		<b>7</b>	<i>-4</i>	<b>9</b>	<i>0</i>	<b>6</b>	<i>0</i>	<b>9</b>	<i>3</i>	<b>6</b>	<i>4</i>	<b>0</b>	<i>0</i>
 SE		<b>11</b>	<i>-1</i>	<b>10</b>	<i>0</i>	<b>5</b>	<i>1</i>	<b>23</b>	<i>-1</i>	<b>1</b>	<i>0</i>	<b>0</b>	<i>0</i>
 UK		<b>8</b>	<i>2</i>	<b>8</b>	<i>1</i>	<b>4</b>	<i>1</i>	<b>30</b>	<i>7</i>	<b>1</b>	<i>-1</i>	<b>2</b>	<i>1</i>



QC5.4 Et sur une échelle de 1 à 10, pourriez-vous me dire ce que vous ressentiriez si une personne appartenant à chacune des catégories suivantes était élue au plus haut poste politique en (NOTRE PAYS) ? '1' signifie que vous seriez "tout à fait mal à l'aise" et '10' que vous seriez "tout à fait à l'aise". (SI NECESSAIRE, EXPLIQUER AU REpondANT QU'IL S'AGIRAIT DU PRESIDENT/ PREMIER MINISTRE/ CHANCELLIER, ETC., SELON LE CONTEXTE NATIONAL)  
Une personne âgée de moins de 30 ans

QC5.4 And using a scale from 1 to 10, please tell me how you would feel about having someone from each of the following categories in the highest elected political position in (OUR COUNTRY)? '1' means that you would feel "totally uncomfortable" and '10' that you would feel "totally comfortable". (IF NECESSARY, EXPLAIN TO THE RESPONDENT THAT THIS WOULD BE THE PRESIDENT/ PRIME MINISTER/ CHANCELLOR, ETC. AS RELEVANT IN YOUR NATIONAL CONTEXT)  
A person under 30 years old





























QC5.4 Bitte sagen Sie mir anhand einer Skala von 1 bis 10, wie Sie sich fühlen würden, wenn eine der Personen auf der folgenden Liste in (UNSEREM LAND) in das höchste politische Amt gewählt würde. '1' bedeutet, dass Sie sich damit "vollkommen unwohl" fühlen würden und '10' bedeutet, dass Sie sich damit "vollkommen wohl" fühlen würden. (WENN NÖTIG DEM BEFRAGTEN ERKLÄREN, DASS DAMIT DAS AMT DES BUNDESKANZELERS GEMEINT IST)  
Eine Person, die jünger als 30 Jahre ist

		Total 'Mal à l'aise (1-4)'		Total 'Moyennement à l'aise (5-6)'		Total 'A l'aise (7-10)'	
		Total 'Uncomfortable (1-4)'		Total 'Fairly comfortable (5-6)'		Total 'Comfortable (7-10)'	
		Gesamt ' Unwohl fühlen(1-4)'		Gesamt 'Ziemlich wohl fühlen (5-6)'		Gesamt 'Wohl fühlen(7-10)'	
%		EB	Diff.	EB	Diff.	EB	Diff.
		77.4	71.2	77.4	71.2	77.4	71.2
	EU 27	<b>27</b>	-5	<b>20</b>	1	<b>47</b>	4
	BE	<b>23</b>	-2	<b>26</b>	4	<b>50</b>	-1
	BG	<b>21</b>	-7	<b>17</b>	2	<b>53</b>	10
	CZ	<b>24</b>	3	<b>27</b>	5	<b>42</b>	-3
	DK	<b>17</b>	-3	<b>15</b>	-1	<b>67</b>	4
	DE	<b>52</b>	-6	<b>19</b>	4	<b>25</b>	5
	EE	<b>27</b>	-4	<b>20</b>	0	<b>42</b>	1
	IE	<b>10</b>	-16	<b>14</b>	-4	<b>67</b>	17
	EL	<b>23</b>	-5	<b>19</b>	0	<b>57</b>	5
	ES	<b>19</b>	-1	<b>19</b>	-2	<b>61</b>	4
	FR	<b>30</b>	0	<b>19</b>	-5	<b>48</b>	4
	IT	<b>18</b>	-6	<b>25</b>	1	<b>50</b>	7
	CY	<b>43</b>	0	<b>16</b>	1	<b>40</b>	-2
	LV	<b>37</b>	9	<b>21</b>	0	<b>31</b>	-12
	LT	<b>27</b>	-9	<b>20</b>	3	<b>50</b>	6
	LU	<b>21</b>	-7	<b>19</b>	-1	<b>51</b>	12
	HU	<b>24</b>	-5	<b>20</b>	2	<b>48</b>	2
	MT	<b>22</b>	1	<b>22</b>	5	<b>53</b>	1
	NL	<b>32</b>	-3	<b>23</b>	-4	<b>44</b>	7
	AT	<b>28</b>	-6	<b>25</b>	5	<b>42</b>	5
	PL	<b>17</b>	-2	<b>14</b>	3	<b>58</b>	-2
	PT	<b>19</b>	-5	<b>23</b>	3	<b>44</b>	12
	RO	<b>15</b>	7	<b>13</b>	-1	<b>49</b>	-10
	SI	<b>28</b>	-8	<b>14</b>	-3	<b>57</b>	12
	SK	<b>25</b>	-4	<b>28</b>	7	<b>41</b>	-4
	FI	<b>47</b>	6	<b>16</b>	-8	<b>31</b>	-2
	SE	<b>29</b>	4	<b>21</b>	-4	<b>50</b>	0
	UK	<b>25</b>	-14	<b>22</b>	3	<b>50</b>	12

QC5.5 Et sur une échelle de 1 à 10, pourriez-vous me dire ce que vous ressentiriez si une personne appartenant à chacune des catégories suivantes était élue au plus haut poste politique en (NOTRE PAYS) ? '1' signifie que vous seriez "tout à fait mal à l'aise" et '10' que vous seriez "tout à fait à l'aise". (SI NECESSAIRE, EXPLIQUER AU REpondANT QU'IL S'AGIRAIT DU PRESIDENT/ PREMIER MINISTRE/ CHANCELIER, ETC., SELON LE CONTEXTE NATIONAL)  
Une personne d'une religion différente de la majorité de la population

QC5.5 And using a scale from 1 to 10, please tell me how you would feel about having someone from each of the following categories in the highest elected political position in (OUR COUNTRY)? '1' means that you would feel "totally uncomfortable" and '10' that you would feel "totally comfortable". (IF NECESSARY, EXPLAIN TO THE RESPONDENT THAT THIS WOULD BE THE PRESIDENT/ PRIME MINISTER/ CHANCELLOR, ETC. AS RELEVANT IN YOUR NATIONAL CONTEXT)  
A person from a different religion than the majority of the population





























QC5.5 Bitte sagen Sie mir anhand einer Skala von 1 bis 10, wie Sie sich fühlen würden, wenn eine der Personen auf der folgenden Liste in (UNSEREM LAND) in das höchste politische Amt gewählt würde. '1' bedeutet, dass Sie sich damit "vollkommen unwohl" fühlen würden und '10' bedeutet, dass Sie sich damit "vollkommen wohl" fühlen würden. (WENN NÖTIG DEM BEFRAGTEN ERKLÄREN, DASS DAMIT DAS AMT DES BUNDESKANZELERS GEMEINT IST)  
Eine Person, die einer anderen Religion angehört als die Mehrheit der Bevölkerung

		1 Tout à fait mal à l'aise	2	3	4	5	6						
		1 Totally uncomfortable	2	3	4	5	6						
		1 Würde mich vollkommen unwohl fühlen	2	3	4	5	6						
%		EB 77.4	Diff. EB 71.2	EB 77.4	Diff. EB 71.2	EB 77.4	Diff. EB 71.2	EB 77.4	Diff. EB 71.2	EB 77.4	Diff. EB 71.2		
	EU 27	<b>7</b>	<i>0</i>	<b>3</b>	<i>-1</i>	<b>5</b>	<i>0</i>	<b>5</b>	<i>-1</i>	<b>13</b>	<i>0</i>	<b>7</b>	<i>0</i>
	BE	<b>13</b>	<i>-1</i>	<b>7</b>	<i>-2</i>	<b>10</b>	<i>1</i>	<b>8</b>	<i>0</i>	<b>16</b>	<i>3</i>	<b>7</b>	<i>1</i>
	BG	<b>11</b>	<i>-4</i>	<b>4</b>	<i>-2</i>	<b>6</b>	<i>0</i>	<b>6</b>	<i>0</i>	<b>11</b>	<i>1</i>	<b>9</b>	<i>2</i>
	CZ	<b>4</b>	<i>0</i>	<b>3</b>	<i>0</i>	<b>5</b>	<i>1</i>	<b>8</b>	<i>1</i>	<b>23</b>	<i>4</i>	<b>9</b>	<i>-3</i>
	DK	<b>7</b>	<i>-6</i>	<b>3</b>	<i>-3</i>	<b>5</b>	<i>0</i>	<b>4</b>	<i>-1</i>	<b>10</b>	<i>-1</i>	<b>5</b>	<i>1</i>
	DE	<b>9</b>	<i>0</i>	<b>3</b>	<i>-3</i>	<b>7</b>	<i>1</i>	<b>6</b>	<i>0</i>	<b>17</b>	<i>0</i>	<b>7</b>	<i>1</i>
	EE	<b>7</b>	<i>-3</i>	<b>4</b>	<i>1</i>	<b>7</b>	<i>1</i>	<b>4</b>	<i>-1</i>	<b>15</b>	<i>2</i>	<b>7</b>	<i>0</i>
	IE	<b>3</b>	<i>-2</i>	<b>1</b>	<i>-2</i>	<b>1</b>	<i>-1</i>	<b>2</b>	<i>-1</i>	<b>5</b>	<i>-2</i>	<b>6</b>	<i>1</i>
	EL	<b>20</b>	<i>-5</i>	<b>8</b>	<i>2</i>	<b>10</b>	<i>4</i>	<b>7</b>	<i>0</i>	<b>10</b>	<i>0</i>	<b>7</b>	<i>-2</i>
	ES	<b>3</b>	<i>1</i>	<b>1</b>	<i>-2</i>	<b>4</b>	<i>0</i>	<b>4</b>	<i>-2</i>	<b>12</b>	<i>1</i>	<b>7</b>	<i>-3</i>
	FR	<b>9</b>	<i>3</i>	<b>5</b>	<i>1</i>	<b>6</b>	<i>0</i>	<b>4</b>	<i>-2</i>	<b>18</b>	<i>4</i>	<b>6</b>	<i>1</i>
	IT	<b>4</b>	<i>-3</i>	<b>4</b>	<i>0</i>	<b>5</b>	<i>-2</i>	<b>9</b>	<i>1</i>	<b>14</b>	<i>2</i>	<b>13</b>	<i>3</i>
	CY	<b>47</b>	<i>2</i>	<b>4</b>	<i>-3</i>	<b>6</b>	<i>-1</i>	<b>3</b>	<i>-2</i>	<b>7</b>	<i>-4</i>	<b>2</b>	<i>-1</i>
	LV	<b>14</b>	<i>3</i>	<b>5</b>	<i>0</i>	<b>8</b>	<i>-1</i>	<b>5</b>	<i>0</i>	<b>14</b>	<i>-2</i>	<b>3</b>	<i>-1</i>
	LT	<b>14</b>	<i>-6</i>	<b>4</b>	<i>-1</i>	<b>6</b>	<i>0</i>	<b>4</b>	<i>-1</i>	<b>13</b>	<i>4</i>	<b>5</b>	<i>2</i>
	LU	<b>6</b>	<i>-1</i>	<b>2</b>	<i>-1</i>	<b>4</b>	<i>-1</i>	<b>5</b>	<i>0</i>	<b>9</b>	<i>-4</i>	<b>4</b>	<i>-1</i>
	HU	<b>6</b>	<i>2</i>	<b>3</b>	<i>1</i>	<b>5</b>	<i>1</i>	<b>6</b>	<i>1</i>	<b>12</b>	<i>-2</i>	<b>8</b>	<i>-1</i>
	MT	<b>18</b>	<i>-7</i>	<b>7</b>	<i>-2</i>	<b>9</b>	<i>1</i>	<b>7</b>	<i>1</i>	<b>7</b>	<i>-5</i>	<b>6</b>	<i>1</i>
	NL	<b>6</b>	<i>-2</i>	<b>3</b>	<i>-1</i>	<b>7</b>	<i>0</i>	<b>6</b>	<i>-2</i>	<b>12</b>	<i>0</i>	<b>9</b>	<i>1</i>
	AT	<b>9</b>	<i>-5</i>	<b>3</b>	<i>-2</i>	<b>9</b>	<i>0</i>	<b>10</b>	<i>-2</i>	<b>14</b>	<i>-1</i>	<b>12</b>	<i>2</i>
	PL	<b>3</b>	<i>1</i>	<b>2</b>	<i>1</i>	<b>2</b>	<i>-1</i>	<b>3</b>	<i>-1</i>	<b>9</b>	<i>1</i>	<b>4</b>	<i>0</i>
	PT	<b>1</b>	<i>-1</i>	<b>2</b>	<i>1</i>	<b>4</b>	<i>1</i>	<b>4</b>	<i>0</i>	<b>9</b>	<i>-2</i>	<b>10</b>	<i>3</i>
	RO	<b>6</b>	<i>2</i>	<b>2</b>	<i>1</i>	<b>3</b>	<i>0</i>	<b>4</b>	<i>0</i>	<b>9</b>	<i>-4</i>	<b>6</b>	<i>0</i>
	SI	<b>8</b>	<i>-4</i>	<b>4</b>	<i>-1</i>	<b>4</b>	<i>-2</i>	<b>3</b>	<i>-1</i>	<b>10</b>	<i>-1</i>	<b>6</b>	<i>1</i>
	SK	<b>3</b>	<i>1</i>	<b>2</b>	<i>0</i>	<b>6</b>	<i>3</i>	<b>6</b>	<i>2</i>	<b>22</b>	<i>12</i>	<b>10</b>	<i>-3</i>
	FI	<b>8</b>	<i>5</i>	<b>8</b>	<i>3</i>	<b>7</b>	<i>-2</i>	<b>7</b>	<i>-2</i>	<b>17</b>	<i>-4</i>	<b>10</b>	<i>-1</i>
	SE	<b>5</b>	<i>-1</i>	<b>4</b>	<i>1</i>	<b>6</b>	<i>2</i>	<b>5</b>	<i>0</i>	<b>10</b>	<i>-1</i>	<b>5</b>	<i>-2</i>
	UK	<b>6</b>	<i>-4</i>	<b>2</b>	<i>-1</i>	<b>3</b>	<i>-1</i>	<b>3</b>	<i>-2</i>	<b>11</b>	<i>0</i>	<b>4</b>	<i>-1</i>

QC5.5 Et sur une échelle de 1 à 10, pourriez-vous me dire ce que vous ressentiriez si une personne appartenant à chacune des catégories suivantes était élue au plus haut poste politique en (NOTRE PAYS) ? '1' signifie que vous seriez "tout à fait mal à l'aise" et '10' que vous seriez "tout à fait à l'aise". (SI NECESSAIRE, EXPLIQUER AU REpondANT QU'IL S'AGIRAIT DU PRESIDENT/ PREMIER MINISTRE/ CHANCELIER, ETC., SELON LE CONTEXTE NATIONAL)  
Une personne d'une religion différente de la majorité de la population

QC5.5 And using a scale from 1 to 10, please tell me how you would feel about having someone from each of the following categories in the highest elected political position in (OUR COUNTRY)? '1' means that you would feel "totally uncomfortable" and '10' that you would feel "totally comfortable". (IF NECESSARY, EXPLAIN TO THE RESPONDENT THAT THIS WOULD BE THE PRESIDENT/ PRIME MINISTER/ CHANCELLOR, ETC. AS RELEVANT IN YOUR NATIONAL CONTEXT)  
A person from a different religion than the majority of the population





























QC5.5 Bitte sagen Sie mir anhand einer Skala von 1 bis 10, wie Sie sich fühlen würden, wenn eine der Personen auf der folgenden Liste in (UNSEREM LAND) in das höchste politische Amt gewählt würde. '1' bedeutet, dass Sie sich damit "vollkommen unwohl" fühlen würden und '10' bedeutet, dass Sie sich damit "vollkommen wohl" fühlen würden. (WENN NÖTIG DEM BEFRAGTEN ERKLÄREN, DASS DAMIT DAS AMT DES BUNDESKANZELERS GEMEINT IST)  
Eine Person, die einer anderen Religion angehört als die Mehrheit der Bevölkerung

	%	7		8		9		10 Tout à fait à l'aise		Indifférent (SPONTANE)		NSP	
		7		8		9		10 Totally comfortable		Indifferent (SPONTANEOUS)		DK	
		7		8		9		10 Würde mich vollkommen wohl fühlen		Ist mir egal (SPONTAN)		Weiß nicht	
		EB	Diff. EB	EB	Diff. EB	EB	Diff. EB	EB	Diff. EB	EB	Diff. EB	EB	Diff. EB
		77.4	71.2	77.4	71.2	77.4	71.2	77.4	71.2	77.4	71.2	77.4	71.2
 EU 27		<b>9</b>	<i>0</i>	<b>10</b>	<i>1</i>	<b>6</b>	<i>0</i>	<b>26</b>	<i>2</i>	<b>7</b>	<i>-1</i>	<b>2</b>	<i>0</i>
 BE		<b>12</b>	<i>1</i>	<b>10</b>	<i>0</i>	<b>4</b>	<i>-1</i>	<b>12</b>	<i>-2</i>	<b>1</b>	<i>0</i>	<b>0</b>	<i>0</i>
 BG		<b>10</b>	<i>4</i>	<b>7</b>	<i>1</i>	<b>4</b>	<i>-1</i>	<b>16</b>	<i>1</i>	<b>11</b>	<i>-1</i>	<b>5</b>	<i>-1</i>
 CZ		<b>11</b>	<i>3</i>	<b>9</b>	<i>2</i>	<b>4</b>	<i>1</i>	<b>5</b>	<i>-3</i>	<b>18</b>	<i>-6</i>	<b>1</b>	<i>0</i>
 DK		<b>7</b>	<i>-2</i>	<b>10</b>	<i>2</i>	<b>6</b>	<i>2</i>	<b>41</b>	<i>8</i>	<b>1</b>	<i>0</i>	<b>1</b>	<i>0</i>
 DE		<b>7</b>	<i>1</i>	<b>9</b>	<i>2</i>	<b>5</b>	<i>1</i>	<b>19</b>	<i>0</i>	<b>9</b>	<i>-4</i>	<b>2</b>	<i>1</i>
 EE		<b>6</b>	<i>-1</i>	<b>9</b>	<i>1</i>	<b>6</b>	<i>1</i>	<b>19</b>	<i>-4</i>	<b>13</b>	<i>1</i>	<b>3</b>	<i>2</i>
 IE		<b>6</b>	<i>-1</i>	<b>6</b>	<i>-2</i>	<b>8</b>	<i>0</i>	<b>51</b>	<i>7</i>	<b>7</b>	<i>1</i>	<b>4</b>	<i>2</i>
 EL		<b>7</b>	<i>-1</i>	<b>8</b>	<i>-1</i>	<b>9</b>	<i>2</i>	<b>11</b>	<i>-1</i>	<b>2</b>	<i>1</i>	<b>1</b>	<i>1</i>
 ES		<b>9</b>	<i>-6</i>	<b>11</b>	<i>0</i>	<b>9</b>	<i>2</i>	<b>37</b>	<i>9</i>	<b>2</b>	<i>-1</i>	<b>1</b>	<i>1</i>
 FR		<b>7</b>	<i>-3</i>	<b>10</b>	<i>-1</i>	<b>3</b>	<i>-2</i>	<b>27</b>	<i>-2</i>	<b>3</b>	<i>1</i>	<b>2</b>	<i>0</i>
 IT		<b>12</b>	<i>-1</i>	<b>11</b>	<i>1</i>	<b>4</b>	<i>-2</i>	<b>14</b>	<i>3</i>	<b>8</b>	<i>-2</i>	<b>2</b>	<i>0</i>
 CY		<b>5</b>	<i>3</i>	<b>4</b>	<i>0</i>	<b>2</b>	<i>0</i>	<b>17</b>	<i>4</i>	<b>3</b>	<i>3</i>	<b>0</b>	<i>-1</i>
 LV		<b>6</b>	<i>-1</i>	<b>6</b>	<i>-1</i>	<b>4</b>	<i>-1</i>	<b>11</b>	<i>-3</i>	<b>21</b>	<i>6</i>	<b>3</b>	<i>1</i>
 LT		<b>5</b>	<i>1</i>	<b>8</b>	<i>2</i>	<b>7</b>	<i>2</i>	<b>27</b>	<i>-1</i>	<b>3</b>	<i>-2</i>	<b>4</b>	<i>0</i>
 LU		<b>7</b>	<i>-1</i>	<b>11</b>	<i>2</i>	<b>9</b>	<i>5</i>	<b>34</b>	<i>16</i>	<b>8</b>	<i>-13</i>	<b>1</b>	<i>-1</i>
 HU		<b>10</b>	<i>1</i>	<b>9</b>	<i>-1</i>	<b>6</b>	<i>1</i>	<b>21</b>	<i>0</i>	<b>13</b>	<i>-2</i>	<b>1</b>	<i>-1</i>
 MT		<b>8</b>	<i>4</i>	<b>10</b>	<i>7</i>	<b>6</b>	<i>2</i>	<b>17</b>	<i>2</i>	<b>3</b>	<i>-2</i>	<b>2</b>	<i>-2</i>
 NL		<b>12</b>	<i>-2</i>	<b>15</b>	<i>1</i>	<b>6</b>	<i>2</i>	<b>21</b>	<i>3</i>	<b>1</b>	<i>-1</i>	<b>2</b>	<i>1</i>
 AT		<b>12</b>	<i>3</i>	<b>10</b>	<i>4</i>	<b>5</b>	<i>4</i>	<b>9</b>	<i>2</i>	<b>6</b>	<i>-2</i>	<b>1</b>	<i>-3</i>
 PL		<b>6</b>	<i>0</i>	<b>8</b>	<i>0</i>	<b>8</b>	<i>2</i>	<b>42</b>	<i>-4</i>	<b>11</b>	<i>1</i>	<b>2</b>	<i>0</i>
 PT		<b>11</b>	<i>2</i>	<b>16</b>	<i>4</i>	<b>7</b>	<i>4</i>	<b>15</b>	<i>6</i>	<b>18</b>	<i>-17</i>	<b>3</b>	<i>-1</i>
 RO		<b>7</b>	<i>-1</i>	<b>8</b>	<i>-2</i>	<b>9</b>	<i>1</i>	<b>18</b>	<i>-2</i>	<b>22</b>	<i>4</i>	<b>6</b>	<i>1</i>
 SI		<b>8</b>	<i>2</i>	<b>9</b>	<i>1</i>	<b>7</b>	<i>1</i>	<b>39</b>	<i>6</i>	<b>1</b>	<i>-2</i>	<b>1</b>	<i>0</i>
 SK		<b>10</b>	<i>2</i>	<b>11</b>	<i>-2</i>	<b>7</b>	<i>-5</i>	<b>10</b>	<i>-9</i>	<b>12</b>	<i>1</i>	<b>1</b>	<i>-2</i>
 FI		<b>9</b>	<i>-3</i>	<b>10</b>	<i>0</i>	<b>4</b>	<i>0</i>	<b>9</b>	<i>1</i>	<b>11</b>	<i>4</i>	<b>0</b>	<i>-1</i>
 SE		<b>10</b>	<i>0</i>	<b>12</b>	<i>1</i>	<b>6</b>	<i>0</i>	<b>34</b>	<i>0</i>	<b>1</b>	<i>0</i>	<b>2</b>	<i>0</i>
 UK		<b>8</b>	<i>0</i>	<b>9</b>	<i>0</i>	<b>5</b>	<i>0</i>	<b>45</b>	<i>10</i>	<b>1</b>	<i>-3</i>	<b>3</b>	<i>2</i>

QC5.5 Et sur une échelle de 1 à 10, pourriez-vous me dire ce que vous ressentiriez si une personne appartenant à chacune des catégories suivantes était élue au plus haut poste politique en (NOTRE PAYS) ? '1' signifie que vous seriez "tout à fait mal à l'aise" et '10' que vous seriez "tout à fait à l'aise". (SI NECESSAIRE, EXPLIQUER AU REPONDANT QU'IL S'AGIRAIT DU PRESIDENT/ PREMIER MINISTRE/ CHANCELIER, ETC., SELON LE CONTEXTE NATIONAL)  
Une personne d'une religion différente de la majorité de la population

QC5.5 And using a scale from 1 to 10, please tell me how you would feel about having someone from each of the following categories in the highest elected political position in (OUR COUNTRY)? '1' means that you would feel "totally uncomfortable" and '10' that you would feel "totally comfortable". (IF NECESSARY, EXPLAIN TO THE RESPONDENT THAT THIS WOULD BE THE PRESIDENT/ PRIME MINISTER/ CHANCELLOR, ETC. AS RELEVANT IN YOUR NATIONAL CONTEXT)  
A person from a different religion than the majority of the population





























QC5.5 Bitte sagen Sie mir anhand einer Skala von 1 bis 10, wie Sie sich fühlen würden, wenn eine der Personen auf der folgenden Liste in (UNSEREM LAND) in das höchste politische Amt gewählt würde. '1' bedeutet, dass Sie sich damit "vollkommen unwohl" fühlen würden und '10' bedeutet, dass Sie sich damit "vollkommen wohl" fühlen würden. (WENN NÖTIG DEM BEFRAGTEN ERKLÄREN, DASS DAMIT DAS AMT DES BUNDESKANZELERS GEMEINT IST)  
Eine Person, die einer anderen Religion angehört als die Mehrheit der Bevölkerung

		Total 'Mal à l'aise (1-4)'		Total 'Moyennement à l'aise (5-6)'		Total 'A l'aise (7-10)'	
		Total 'Uncomfortable (1-4)'		Total 'Fairly comfortable (5-6)'		Total 'Comfortable (7-10)'	
		Gesamt ' Unwohl fühlen(1-4)'		Gesamt 'Ziemlich wohl fühlen (5-6)'		Gesamt 'Wohl fühlen(7-10)'	
%		EB	Diff.	EB	Diff.	EB	Diff.
		77.4	EB 71.2	77.4	EB 71.2	77.4	EB 71.2
	EU 27	<b>20</b>	-2	<b>21</b>	1	<b>50</b>	2
	BE	<b>38</b>	-1	<b>23</b>	4	<b>38</b>	-2
	BG	<b>27</b>	-7	<b>20</b>	4	<b>37</b>	6
	CZ	<b>19</b>	1	<b>33</b>	3	<b>29</b>	3
	DK	<b>19</b>	-9	<b>15</b>	0	<b>63</b>	9
	DE	<b>25</b>	-2	<b>24</b>	1	<b>40</b>	4
	EE	<b>22</b>	-2	<b>22</b>	2	<b>40</b>	-3
	IE	<b>7</b>	-6	<b>12</b>	0	<b>70</b>	4
	EL	<b>45</b>	1	<b>17</b>	-1	<b>36</b>	0
	ES	<b>12</b>	-3	<b>19</b>	-2	<b>66</b>	5
	FR	<b>24</b>	3	<b>24</b>	5	<b>48</b>	-8
	IT	<b>22</b>	-4	<b>28</b>	6	<b>40</b>	0
	CY	<b>59</b>	-5	<b>9</b>	-5	<b>29</b>	8
	LV	<b>32</b>	3	<b>17</b>	-3	<b>27</b>	-6
	LT	<b>28</b>	-8	<b>19</b>	7	<b>47</b>	4
	LU	<b>18</b>	-2	<b>13</b>	-5	<b>60</b>	21
	HU	<b>20</b>	5	<b>21</b>	-2	<b>46</b>	1
	MT	<b>41</b>	-6	<b>14</b>	-4	<b>41</b>	15
	NL	<b>22</b>	-5	<b>21</b>	1	<b>54</b>	3
	AT	<b>31</b>	-9	<b>26</b>	1	<b>36</b>	13
	PL	<b>10</b>	0	<b>13</b>	1	<b>64</b>	-3
	PT	<b>11</b>	1	<b>19</b>	2	<b>50</b>	16
	RO	<b>15</b>	3	<b>15</b>	-4	<b>42</b>	-4
	SI	<b>20</b>	-7	<b>16</b>	0	<b>63</b>	9
	SK	<b>17</b>	6	<b>32</b>	9	<b>37</b>	-15
	FI	<b>30</b>	3	<b>27</b>	-5	<b>32</b>	-2
	SE	<b>21</b>	3	<b>15</b>	-3	<b>62</b>	0
	UK	<b>13</b>	-8	<b>16</b>	0	<b>67</b>	10

QC5.6 Et sur une échelle de 1 à 10, pourriez-vous me dire ce que vous ressentiriez si une personne appartenant à chacune des catégories suivantes était élue au plus haut poste politique en (NOTRE PAYS) ? '1' signifie que vous seriez "tout à fait mal à l'aise" et '10' que vous seriez "tout à fait à l'aise". (SI NECESSAIRE, EXPLIQUER AU REpondANT QU'IL S'AGIRAIT DU PRESIDENT/ PREMIER MINISTRE/ CHANCELIER, ETC., SELON LE CONTEXTE NATIONAL)  
Une personne handicapée

QC5.6 And using a scale from 1 to 10, please tell me how you would feel about having someone from each of the following categories in the highest elected political position in (OUR COUNTRY)? '1' means that you would feel "totally uncomfortable" and '10' that you would feel "totally comfortable". (IF NECESSARY, EXPLAIN TO THE RESPONDENT THAT THIS WOULD BE THE PRESIDENT/ PRIME MINISTER/ CHANCELLOR, ETC. AS RELEVANT IN YOUR NATIONAL CONTEXT)  
A person with a disability





























QC5.6 Bitte sagen Sie mir anhand einer Skala von 1 bis 10, wie Sie sich fühlen würden, wenn eine der Personen auf der folgenden Liste in (UNSEREM LAND) in das höchste politische Amt gewählt würde. '1' bedeutet, dass Sie sich damit "vollkommen unwohl" fühlen würden und '10' bedeutet, dass Sie sich damit "vollkommen wohl" fühlen würden. (WENN NÖTIG DEM BEFRAGTEN ERKLÄREN, DASS DAMIT DAS AMT DES BUNDESKANZELERS GEMEINT IST)  
Eine Person mit einer Behinderung

		1 Tout à fait mal à l'aise	2	3	4	5	6						
		1 Totally uncomfortable	2	3	4	5	6						
		1 Würde mich vollkommen unwohl fühlen	2	3	4	5	6						
%		EB	Diff. EB	EB	Diff. EB	EB	Diff. EB	EB	Diff. EB	EB	Diff. EB	EB	Diff. EB
		77.4	71.2	77.4	71.2	77.4	71.2	77.4	71.2	77.4	71.2	77.4	71.2
	EU 27	<b>3</b>	-1	<b>2</b>	0	<b>3</b>	0	<b>4</b>	0	<b>10</b>	-1	<b>7</b>	0
	BE	<b>2</b>	-3	<b>2</b>	0	<b>3</b>	0	<b>6</b>	2	<b>10</b>	0	<b>6</b>	-1
	BG	<b>3</b>	-10	<b>5</b>	1	<b>6</b>	1	<b>7</b>	2	<b>11</b>	-4	<b>11</b>	3
	CZ	<b>10</b>	7	<b>5</b>	4	<b>5</b>	1	<b>8</b>	3	<b>18</b>	2	<b>11</b>	-3
	DK	<b>1</b>	-1	<b>0</b>	-1	<b>2</b>	0	<b>1</b>	-1	<b>5</b>	-1	<b>2</b>	-1
	DE	<b>2</b>	-1	<b>1</b>	-1	<b>2</b>	-2	<b>3</b>	0	<b>13</b>	-3	<b>7</b>	1
	EE	<b>10</b>	-5	<b>4</b>	0	<b>6</b>	-1	<b>6</b>	1	<b>13</b>	2	<b>7</b>	1
	IE	<b>1</b>	0	<b>0</b>	-1	<b>0</b>	-1	<b>1</b>	-1	<b>2</b>	-1	<b>5</b>	0
	EL	<b>4</b>	-1	<b>2</b>	0	<b>3</b>	0	<b>3</b>	-1	<b>7</b>	-1	<b>7</b>	0
	ES	<b>1</b>	-2	<b>1</b>	-1	<b>2</b>	-1	<b>2</b>	-2	<b>10</b>	-1	<b>7</b>	-4
	FR	<b>2</b>	0	<b>1</b>	0	<b>2</b>	0	<b>2</b>	-1	<b>9</b>	-1	<b>5</b>	0
	IT	<b>2</b>	0	<b>2</b>	-1	<b>4</b>	0	<b>6</b>	0	<b>10</b>	1	<b>11</b>	0
	CY	<b>11</b>	-1	<b>2</b>	0	<b>3</b>	0	<b>4</b>	-1	<b>8</b>	-4	<b>4</b>	-2
	LV	<b>7</b>	0	<b>3</b>	-1	<b>4</b>	-1	<b>4</b>	-1	<b>14</b>	-1	<b>6</b>	0
	LT	<b>10</b>	-10	<b>3</b>	-1	<b>4</b>	-2	<b>3</b>	-2	<b>14</b>	3	<b>6</b>	3
	LU	<b>1</b>	-4	<b>0</b>	-2	<b>1</b>	-1	<b>1</b>	-1	<b>6</b>	-1	<b>3</b>	0
	HU	<b>10</b>	-3	<b>5</b>	0	<b>8</b>	1	<b>8</b>	1	<b>14</b>	2	<b>11</b>	2
	MT	<b>2</b>	-3	<b>0</b>	-1	<b>2</b>	0	<b>2</b>	-2	<b>7</b>	-3	<b>4</b>	-2
	NL	<b>2</b>	0	<b>1</b>	0	<b>2</b>	0	<b>3</b>	0	<b>7</b>	1	<b>6</b>	0
	AT	<b>1</b>	-3	<b>1</b>	1	<b>3</b>	0	<b>6</b>	-1	<b>13</b>	-6	<b>12</b>	2
	PL	<b>1</b>	-1	<b>1</b>	1	<b>2</b>	0	<b>4</b>	2	<b>7</b>	0	<b>4</b>	1
	PT	<b>1</b>	-4	<b>2</b>	-1	<b>3</b>	-4	<b>4</b>	-3	<b>10</b>	-2	<b>10</b>	5
	RO	<b>12</b>	3	<b>4</b>	-1	<b>4</b>	-2	<b>4</b>	-3	<b>9</b>	-2	<b>5</b>	-1
	SI	<b>6</b>	-6	<b>3</b>	-2	<b>7</b>	0	<b>5</b>	0	<b>11</b>	-1	<b>6</b>	2
	SK	<b>5</b>	1	<b>3</b>	-1	<b>8</b>	3	<b>8</b>	2	<b>25</b>	15	<b>10</b>	-3
	FI	<b>7</b>	4	<b>4</b>	1	<b>6</b>	0	<b>7</b>	-1	<b>14</b>	-3	<b>9</b>	-3
	SE	<b>1</b>	-1	<b>0</b>	0	<b>1</b>	0	<b>1</b>	-1	<b>4</b>	-1	<b>2</b>	-1
	UK	<b>1</b>	-2	<b>1</b>	-1	<b>2</b>	0	<b>2</b>	0	<b>8</b>	1	<b>3</b>	0

QC5.6 Et sur une échelle de 1 à 10, pourriez-vous me dire ce que vous ressentiriez si une personne appartenant à chacune des catégories suivantes était élue au plus haut poste politique en (NOTRE PAYS) ? '1' signifie que vous seriez "tout à fait mal à l'aise" et '10' que vous seriez "tout à fait à l'aise". (SI NECESSAIRE, EXPLIQUER AU REpondANT QU'IL S'AGIRAIT DU PRESIDENT/ PREMIER MINISTRE/ CHANCELIER, ETC., SELON LE CONTEXTE NATIONAL)  
Une personne handicapée

QC5.6 And using a scale from 1 to 10, please tell me how you would feel about having someone from each of the following categories in the highest elected political position in (OUR COUNTRY)? '1' means that you would feel "totally uncomfortable" and '10' that you would feel "totally comfortable". (IF NECESSARY, EXPLAIN TO THE RESPONDENT THAT THIS WOULD BE THE PRESIDENT/ PRIME MINISTER/ CHANCELLOR, ETC. AS RELEVANT IN YOUR NATIONAL CONTEXT)  
A person with a disability





























QC5.6 Bitte sagen Sie mir anhand einer Skala von 1 bis 10, wie Sie sich fühlen würden, wenn eine der Personen auf der folgenden Liste in (UNSEREM LAND) in das höchste politische Amt gewählt würde. '1' bedeutet, dass Sie sich damit "vollkommen unwohl" fühlen würden und '10' bedeutet, dass Sie sich damit "vollkommen wohl" fühlen würden. (WENN NÖTIG DEM BEFRAGTEN ERKLÄREN, DASS DAMIT DAS AMT DES BUNDESKANZELERS GEMEINT IST)  
Eine Person mit einer Behinderung

	%	7		8		9		10 Tout à fait à l'aise		Indifférent (SPONTANE)		NSP	
		7		8		9		10 Totally comfortable		Indifferent (SPONTANEOUS)		DK	
		7		8		9		10 Würde mich vollkommen wohl fühlen		Ist mir egal (SPONTAN)		Weiß nicht	
		EB 77.4	Diff. EB 71.2	EB 77.4	Diff. EB 71.2	EB 77.4	Diff. EB 71.2	EB 77.4	Diff. EB 71.2	EB 77.4	Diff. EB 71.2	EB 77.4	Diff. EB 71.2
 EU 27		<b>9</b>	<i>0</i>	<b>11</b>	<i>0</i>	<b>7</b>	<i>0</i>	<b>36</b>	<i>4</i>	<b>6</b>	<i>-2</i>	<b>2</b>	<i>0</i>
 BE		<b>11</b>	<i>0</i>	<b>16</b>	<i>1</i>	<b>10</b>	<i>-1</i>	<b>33</b>	<i>5</i>	<b>1</b>	<i>-2</i>	<b>0</b>	<i>-1</i>
 BG		<b>10</b>	<i>3</i>	<b>8</b>	<i>1</i>	<b>6</b>	<i>3</i>	<b>17</b>	<i>3</i>	<b>8</b>	<i>-2</i>	<b>8</b>	<i>-1</i>
 CZ		<b>11</b>	<i>0</i>	<b>10</b>	<i>-2</i>	<b>3</b>	<i>-2</i>	<b>7</b>	<i>-2</i>	<b>9</b>	<i>-9</i>	<b>3</b>	<i>1</i>
 DK		<b>5</b>	<i>-2</i>	<b>9</b>	<i>2</i>	<b>6</b>	<i>-2</i>	<b>67</b>	<i>7</i>	<b>2</b>	<i>1</i>	<b>0</b>	<i>-1</i>
 DE		<b>9</b>	<i>1</i>	<b>13</b>	<i>5</i>	<b>7</b>	<i>1</i>	<b>31</b>	<i>3</i>	<b>11</b>	<i>-4</i>	<b>1</b>	<i>0</i>
 EE		<b>6</b>	<i>1</i>	<b>10</b>	<i>3</i>	<b>7</b>	<i>0</i>	<b>18</b>	<i>-5</i>	<b>10</b>	<i>2</i>	<b>3</b>	<i>1</i>
 IE		<b>5</b>	<i>-1</i>	<b>7</b>	<i>-4</i>	<b>9</b>	<i>0</i>	<b>61</b>	<i>8</i>	<b>6</b>	<i>0</i>	<b>3</b>	<i>1</i>
 EL		<b>9</b>	<i>-3</i>	<b>17</b>	<i>0</i>	<b>17</b>	<i>5</i>	<b>30</b>	<i>1</i>	<b>1</b>	<i>0</i>	<b>0</b>	<i>0</i>
 ES		<b>8</b>	<i>-6</i>	<b>9</b>	<i>-5</i>	<b>11</b>	<i>3</i>	<b>46</b>	<i>19</i>	<b>2</b>	<i>0</i>	<b>1</b>	<i>0</i>
 FR		<b>11</b>	<i>2</i>	<b>14</b>	<i>0</i>	<b>7</b>	<i>-4</i>	<b>43</b>	<i>3</i>	<b>2</b>	<i>0</i>	<b>2</b>	<i>1</i>
 IT		<b>13</b>	<i>-1</i>	<b>13</b>	<i>-1</i>	<b>7</b>	<i>-1</i>	<b>23</b>	<i>7</i>	<b>7</b>	<i>-4</i>	<b>2</b>	<i>0</i>
 CY		<b>6</b>	<i>-3</i>	<b>10</b>	<i>0</i>	<b>8</b>	<i>2</i>	<b>41</b>	<i>7</i>	<b>1</b>	<i>1</i>	<b>2</b>	<i>1</i>
 LV		<b>8</b>	<i>1</i>	<b>8</b>	<i>-2</i>	<b>7</b>	<i>0</i>	<b>17</b>	<i>-3</i>	<b>18</b>	<i>5</i>	<b>4</b>	<i>3</i>
 LT		<b>6</b>	<i>2</i>	<b>11</b>	<i>4</i>	<b>7</b>	<i>2</i>	<b>30</b>	<i>2</i>	<b>2</b>	<i>-2</i>	<b>4</b>	<i>1</i>
 LU		<b>5</b>	<i>-2</i>	<b>10</b>	<i>-1</i>	<b>13</b>	<i>6</i>	<b>50</b>	<i>23</i>	<b>9</b>	<i>-16</i>	<b>1</b>	<i>-1</i>
 HU		<b>8</b>	<i>0</i>	<b>8</b>	<i>-1</i>	<b>3</b>	<i>-2</i>	<b>17</b>	<i>3</i>	<b>7</b>	<i>-1</i>	<b>1</b>	<i>-2</i>
 MT		<b>10</b>	<i>3</i>	<b>17</b>	<i>5</i>	<b>8</b>	<i>-2</i>	<b>41</b>	<i>12</i>	<b>5</b>	<i>-4</i>	<b>2</b>	<i>-3</i>
 NL		<b>13</b>	<i>0</i>	<b>18</b>	<i>-1</i>	<b>10</b>	<i>0</i>	<b>35</b>	<i>0</i>	<b>2</b>	<i>0</i>	<b>1</b>	<i>0</i>
 AT		<b>16</b>	<i>3</i>	<b>15</b>	<i>4</i>	<b>7</b>	<i>3</i>	<b>17</b>	<i>2</i>	<b>7</b>	<i>-5</i>	<b>2</b>	<i>0</i>
 PL		<b>6</b>	<i>0</i>	<b>9</b>	<i>0</i>	<b>7</b>	<i>0</i>	<b>48</b>	<i>-3</i>	<b>9</b>	<i>1</i>	<b>2</b>	<i>-1</i>
 PT		<b>14</b>	<i>7</i>	<b>16</b>	<i>3</i>	<b>7</b>	<i>4</i>	<b>16</b>	<i>9</i>	<b>14</b>	<i>-10</i>	<b>3</b>	<i>-4</i>
 RO		<b>8</b>	<i>-1</i>	<b>8</b>	<i>0</i>	<b>7</b>	<i>2</i>	<b>12</b>	<i>-1</i>	<b>19</b>	<i>6</i>	<b>8</b>	<i>0</i>
 SI		<b>8</b>	<i>0</i>	<b>10</b>	<i>2</i>	<b>6</b>	<i>1</i>	<b>35</b>	<i>5</i>	<b>2</b>	<i>-2</i>	<b>1</b>	<i>1</i>
 SK		<b>12</b>	<i>2</i>	<b>11</b>	<i>-3</i>	<b>5</b>	<i>-5</i>	<b>6</b>	<i>-9</i>	<b>6</b>	<i>0</i>	<b>1</b>	<i>-2</i>
 FI		<b>11</b>	<i>-4</i>	<b>12</b>	<i>-3</i>	<b>8</b>	<i>1</i>	<b>12</b>	<i>4</i>	<b>10</b>	<i>5</i>	<b>0</b>	<i>-1</i>
 SE		<b>5</b>	<i>0</i>	<b>12</b>	<i>2</i>	<b>7</b>	<i>0</i>	<b>65</b>	<i>3</i>	<b>1</b>	<i>0</i>	<b>1</b>	<i>-1</i>
 UK		<b>6</b>	<i>-1</i>	<b>8</b>	<i>-2</i>	<b>7</b>	<i>0</i>	<b>59</b>	<i>6</i>	<b>1</b>	<i>-2</i>	<b>2</b>	<i>1</i>

QC5.6 Et sur une échelle de 1 à 10, pourriez-vous me dire ce que vous ressentiriez si une personne appartenant à chacune des catégories suivantes était élue au plus haut poste politique en (NOTRE PAYS) ? '1' signifie que vous seriez "tout à fait mal à l'aise" et '10' que vous seriez "tout à fait à l'aise". (SI NECESSAIRE, EXPLIQUER AU REPONDANT QU'IL S'AGIRAIT DU PRESIDENT/ PREMIER MINISTRE/ CHANCELIER, ETC., SELON LE CONTEXTE NATIONAL)  
Une personne handicapée

QC5.6 And using a scale from 1 to 10, please tell me how you would feel about having someone from each of the following categories in the highest elected political position in (OUR COUNTRY)? '1' means that you would feel "totally uncomfortable" and '10' that you would feel "totally comfortable". (IF NECESSARY, EXPLAIN TO THE RESPONDENT THAT THIS WOULD BE THE PRESIDENT/ PRIME MINISTER/ CHANCELLOR, ETC. AS RELEVANT IN YOUR NATIONAL CONTEXT)  
A person with a disability





























QC5.6 Bitte sagen Sie mir anhand einer Skala von 1 bis 10, wie Sie sich fühlen würden, wenn eine der Personen auf der folgenden Liste in (UNSEREM LAND) in das höchste politische Amt gewählt würde. '1' bedeutet, dass Sie sich damit "vollkommen unwohl" fühlen würden und '10' bedeutet, dass Sie sich damit "vollkommen wohl" fühlen würden. (WENN NÖTIG DEM BEFRAGTEN ERKLÄREN, DASS DAMIT DAS AMT DES BUNDESKANZELERS GEMEINT IST)  
Eine Person mit einer Behinderung

		Total 'Mal à l'aise (1-4)'		Total 'Moyennement à l'aise (5-6)'		Total 'A l'aise (7-10)'	
		Total 'Uncomfortable (1-4)'		Total 'Fairly comfortable (5-6)'		Total 'Comfortable (7-10)'	
		Gesamt ' Unwohl fühlen(1-4)'		Gesamt 'Ziemlich wohl fühlen (5-6)'		Gesamt 'Wohl fühlen(7-10)'	
%		EB	Diff.	EB	Diff.	EB	Diff.
		77.4	EB 71.2	77.4	EB 71.2	77.4	EB 71.2
	EU 27	<b>11</b>	-2	<b>17</b>	0	<b>64</b>	4
	BE	<b>12</b>	-2	<b>16</b>	-1	<b>70</b>	4
	BG	<b>21</b>	-6	<b>22</b>	-1	<b>40</b>	9
	CZ	<b>29</b>	16	<b>29</b>	-1	<b>30</b>	-7
	DK	<b>4</b>	-3	<b>7</b>	-2	<b>87</b>	5
	DE	<b>8</b>	-5	<b>19</b>	-3	<b>61</b>	12
	EE	<b>27</b>	-4	<b>19</b>	2	<b>41</b>	-1
	IE	<b>2</b>	-3	<b>7</b>	-1	<b>81</b>	3
	EL	<b>12</b>	-2	<b>14</b>	-1	<b>72</b>	3
	ES	<b>6</b>	-6	<b>18</b>	-4	<b>73</b>	10
	FR	<b>7</b>	-1	<b>14</b>	-1	<b>75</b>	0
	IT	<b>15</b>	-1	<b>21</b>	1	<b>56</b>	4
	CY	<b>21</b>	-1	<b>12</b>	-6	<b>64</b>	5
	LV	<b>18</b>	-2	<b>20</b>	-1	<b>40</b>	-3
	LT	<b>20</b>	-15	<b>20</b>	6	<b>55</b>	10
	LU	<b>4</b>	-7	<b>9</b>	-1	<b>77</b>	26
	HU	<b>31</b>	-1	<b>24</b>	3	<b>37</b>	2
	MT	<b>6</b>	-5	<b>11</b>	-6	<b>75</b>	17
	NL	<b>8</b>	0	<b>13</b>	1	<b>76</b>	0
	AT	<b>12</b>	-2	<b>26</b>	-3	<b>54</b>	11
	PL	<b>8</b>	1	<b>11</b>	1	<b>69</b>	-4
	PT	<b>9</b>	-12	<b>21</b>	4	<b>53</b>	23
	RO	<b>25</b>	-2	<b>14</b>	-3	<b>35</b>	0
	SI	<b>22</b>	-6	<b>18</b>	2	<b>59</b>	8
	SK	<b>22</b>	3	<b>36</b>	12	<b>34</b>	-15
	FI	<b>24</b>	4	<b>24</b>	-5	<b>43</b>	-2
	SE	<b>4</b>	-1	<b>6</b>	-2	<b>89</b>	5
	UK	<b>6</b>	-3	<b>11</b>	0	<b>80</b>	4

QC5.7 Et sur une échelle de 1 à 10, pourriez-vous me dire ce que vous ressentiriez si une personne appartenant à chacune des catégories suivantes était élue au plus haut poste politique en (NOTRE PAYS) ? '1' signifie que vous seriez "tout à fait mal à l'aise" et '10' que vous seriez "tout à fait à l'aise". (SI NECESSAIRE, EXPLIQUER AU REpondANT QU'IL S'AGIRAIT DU PRESIDENT/ PREMIER MINISTRE/ CHANCELIER, ETC., SELON LE CONTEXTE NATIONAL)  
Une personne âgée de plus de 75 ans

QC5.7 And using a scale from 1 to 10, please tell me how you would feel about having someone from each of the following categories in the highest elected political position in (OUR COUNTRY)? '1' means that you would feel "totally uncomfortable" and '10' that you would feel "totally comfortable". (IF NECESSARY, EXPLAIN TO THE RESPONDENT THAT THIS WOULD BE THE PRESIDENT/ PRIME MINISTER/ CHANCELLOR, ETC. AS RELEVANT IN YOUR NATIONAL CONTEXT)  
A person over 75 years old

QC5.7 Bitte sagen Sie mir anhand einer Skala von 1 bis 10, wie Sie sich fühlen würden, wenn eine der Personen auf der folgenden Liste in (UNSEREM LAND) in das höchste politische Amt gewählt würde. '1' bedeutet, dass Sie sich damit "vollkommen unwohl" fühlen würden und '10' bedeutet, dass Sie sich damit "vollkommen wohl" fühlen würden. (WENN NÖTIG DEM BEFRAGTEN ERKLÄREN, DASS DAMIT DAS AMT DES BUNDESKANZELERS GEMEINT IST)  
Eine Person, die über 75 Jahre alt ist





























		1 Tout à fait mal à l'aise	2	3	4	5	6						
		1 Totally uncomfortable	2	3	4	5	6						
		1 Würde mich vollkommen unwohl fühlen	2	3	4	5	6						
%		EB	Diff. EB	EB	Diff. EB	EB	Diff. EB	EB	Diff. EB	EB	Diff. EB	EB	Diff. EB
		77.4	71.2	77.4	71.2	77.4	71.2	77.4	71.2	77.4	71.2	77.4	71.2
	EU 27	<b>13</b>	-6	<b>7</b>	-2	<b>10</b>	-1	<b>9</b>	0	<b>13</b>	2	<b>7</b>	0
	BE	<b>11</b>	-4	<b>6</b>	-3	<b>11</b>	-2	<b>8</b>	-1	<b>16</b>	4	<b>7</b>	0
	BG	<b>24</b>	-10	<b>14</b>	3	<b>9</b>	-1	<b>9</b>	2	<b>10</b>	1	<b>4</b>	1
	CZ	<b>21</b>	-1	<b>8</b>	0	<b>15</b>	-1	<b>11</b>	-1	<b>16</b>	6	<b>7</b>	-2
	DK	<b>15</b>	-5	<b>7</b>	-3	<b>12</b>	0	<b>7</b>	2	<b>11</b>	-3	<b>5</b>	0
	DE	<b>17</b>	-12	<b>9</b>	-2	<b>12</b>	0	<b>9</b>	2	<b>13</b>	3	<b>6</b>	2
	EE	<b>13</b>	-10	<b>10</b>	3	<b>11</b>	-1	<b>7</b>	0	<b>11</b>	0	<b>5</b>	-1
	IE	<b>7</b>	-12	<b>4</b>	-4	<b>5</b>	-1	<b>5</b>	-1	<b>8</b>	0	<b>5</b>	-3
	EL	<b>15</b>	-14	<b>8</b>	-2	<b>10</b>	0	<b>10</b>	1	<b>12</b>	2	<b>9</b>	0
	ES	<b>8</b>	0	<b>5</b>	-3	<b>10</b>	0	<b>9</b>	-2	<b>12</b>	1	<b>6</b>	-3
	FR	<b>14</b>	-7	<b>13</b>	3	<b>14</b>	2	<b>11</b>	-2	<b>13</b>	-2	<b>7</b>	1
	IT	<b>9</b>	-1	<b>5</b>	-2	<b>9</b>	2	<b>9</b>	0	<b>16</b>	5	<b>12</b>	1
	CY	<b>53</b>	-2	<b>6</b>	1	<b>7</b>	1	<b>5</b>	-3	<b>11</b>	6	<b>3</b>	-1
	LV	<b>33</b>	-2	<b>13</b>	0	<b>12</b>	-2	<b>6</b>	-1	<b>10</b>	1	<b>4</b>	0
	LT	<b>31</b>	-7	<b>9</b>	1	<b>9</b>	1	<b>4</b>	-2	<b>11</b>	2	<b>5</b>	2
	LU	<b>12</b>	-19	<b>9</b>	-1	<b>8</b>	-2	<b>7</b>	1	<b>13</b>	2	<b>4</b>	-1
	HU	<b>15</b>	-2	<b>8</b>	0	<b>11</b>	-1	<b>9</b>	1	<b>13</b>	0	<b>9</b>	2
	MT	<b>16</b>	-17	<b>7</b>	1	<b>8</b>	0	<b>7</b>	-1	<b>11</b>	-1	<b>9</b>	3
	NL	<b>13</b>	-5	<b>7</b>	-1	<b>11</b>	-2	<b>10</b>	0	<b>12</b>	0	<b>13</b>	3
	AT	<b>9</b>	-4	<b>4</b>	-1	<b>11</b>	0	<b>7</b>	-3	<b>14</b>	2	<b>12</b>	1
	PL	<b>14</b>	2	<b>6</b>	0	<b>10</b>	-1	<b>6</b>	0	<b>12</b>	3	<b>5</b>	0
	PT	<b>4</b>	-5	<b>4</b>	-3	<b>7</b>	-3	<b>6</b>	-3	<b>15</b>	2	<b>11</b>	5
	RO	<b>19</b>	-3	<b>9</b>	-2	<b>8</b>	-1	<b>5</b>	-2	<b>9</b>	-1	<b>3</b>	-2
	SI	<b>22</b>	-6	<b>9</b>	2	<b>9</b>	0	<b>6</b>	-2	<b>13</b>	0	<b>7</b>	0
	SK	<b>21</b>	-7	<b>10</b>	-2	<b>17</b>	5	<b>10</b>	2	<b>16</b>	6	<b>8</b>	0
	FI	<b>21</b>	6	<b>11</b>	-5	<b>15</b>	-3	<b>9</b>	-5	<b>11</b>	1	<b>9</b>	2
	SE	<b>9</b>	-7	<b>6</b>	0	<b>9</b>	-2	<b>7</b>	-4	<b>13</b>	2	<b>6</b>	-2
	UK	<b>10</b>	-10	<b>5</b>	-3	<b>6</b>	-5	<b>7</b>	-2	<b>13</b>	2	<b>6</b>	0



QC5.7 Et sur une échelle de 1 à 10, pourriez-vous me dire ce que vous ressentiriez si une personne appartenant à chacune des catégories suivantes était élue au plus haut poste politique en (NOTRE PAYS) ? '1' signifie que vous seriez "tout à fait mal à l'aise" et '10' que vous seriez "tout à fait à l'aise". (SI NECESSAIRE, EXPLIQUER AU REpondANT QU'IL S'AGIRAIT DU PRESIDENT/ PREMIER MINISTRE/ CHANCELIER, ETC., SELON LE CONTEXTE NATIONAL)  
Une personne âgée de plus de 75 ans

QC5.7 And using a scale from 1 to 10, please tell me how you would feel about having someone from each of the following categories in the highest elected political position in (OUR COUNTRY)? '1' means that you would feel "totally uncomfortable" and '10' that you would feel "totally comfortable". (IF NECESSARY, EXPLAIN TO THE RESPONDENT THAT THIS WOULD BE THE PRESIDENT/ PRIME MINISTER/ CHANCELLOR, ETC. AS RELEVANT IN YOUR NATIONAL CONTEXT)  
A person over 75 years old





























QC5.7 Bitte sagen Sie mir anhand einer Skala von 1 bis 10, wie Sie sich fühlen würden, wenn eine der Personen auf der folgenden Liste in (UNSEREM LAND) in das höchste politische Amt gewählt würde. '1' bedeutet, dass Sie sich damit "vollkommen unwohl" fühlen würden und '10' bedeutet, dass Sie sich damit "vollkommen wohl" fühlen würden. (WENN NÖTIG DEM BEFRAGTEN ERKLÄREN, DASS DAMIT DAS AMT DES BUNDESKANZELERS GEMEINT IST)  
Eine Person, die über 75 Jahre alt ist

	%	7		8		9		10 Tout à fait à l'aise		Indifférent (SPONTANE)		NSP	
		7		8		9		10 Totally comfortable		Indifferent (SPONTANEOUS)		DK	
		7		8		9		10 Würde mich vollkommen wohl fühlen		Ist mir egal (SPONTAN)		Weiß nicht	
		EB 77.4	Diff. EB 71.2	EB 77.4	Diff. EB 71.2	EB 77.4	Diff. EB 71.2	EB 77.4	Diff. EB 71.2	EB 77.4	Diff. EB 71.2	EB 77.4	Diff. EB 71.2
 EU 27		<b>8</b>	<b>1</b>	<b>8</b>	<b>1</b>	<b>4</b>	<b>1</b>	<b>15</b>	<b>4</b>	<b>4</b>	<b>-1</b>	<b>2</b>	<b>1</b>
 BE		<b>11</b>	<b>3</b>	<b>11</b>	<b>2</b>	<b>5</b>	<b>1</b>	<b>12</b>	<b>0</b>	<b>2</b>	<b>0</b>	<b>0</b>	<b>0</b>
 BG		<b>5</b>	<b>2</b>	<b>4</b>	<b>3</b>	<b>3</b>	<b>2</b>	<b>7</b>	<b>0</b>	<b>5</b>	<b>-3</b>	<b>6</b>	<b>0</b>
 CZ		<b>6</b>	<b>0</b>	<b>5</b>	<b>1</b>	<b>2</b>	<b>1</b>	<b>3</b>	<b>0</b>	<b>5</b>	<b>-3</b>	<b>1</b>	<b>0</b>
 DK		<b>9</b>	<b>2</b>	<b>7</b>	<b>1</b>	<b>4</b>	<b>0</b>	<b>21</b>	<b>4</b>	<b>1</b>	<b>1</b>	<b>1</b>	<b>1</b>
 DE		<b>7</b>	<b>2</b>	<b>8</b>	<b>3</b>	<b>4</b>	<b>2</b>	<b>10</b>	<b>2</b>	<b>4</b>	<b>-2</b>	<b>1</b>	<b>0</b>
 EE		<b>7</b>	<b>2</b>	<b>8</b>	<b>1</b>	<b>4</b>	<b>1</b>	<b>13</b>	<b>1</b>	<b>8</b>	<b>2</b>	<b>3</b>	<b>2</b>
 IE		<b>6</b>	<b>-1</b>	<b>6</b>	<b>-1</b>	<b>6</b>	<b>2</b>	<b>39</b>	<b>20</b>	<b>6</b>	<b>2</b>	<b>3</b>	<b>-1</b>
 EL		<b>9</b>	<b>1</b>	<b>11</b>	<b>6</b>	<b>7</b>	<b>3</b>	<b>8</b>	<b>3</b>	<b>1</b>	<b>0</b>	<b>0</b>	<b>0</b>
 ES		<b>7</b>	<b>-5</b>	<b>8</b>	<b>0</b>	<b>5</b>	<b>-1</b>	<b>28</b>	<b>13</b>	<b>1</b>	<b>-1</b>	<b>1</b>	<b>1</b>
 FR		<b>6</b>	<b>0</b>	<b>7</b>	<b>0</b>	<b>3</b>	<b>1</b>	<b>10</b>	<b>2</b>	<b>1</b>	<b>1</b>	<b>1</b>	<b>1</b>
 IT		<b>9</b>	<b>-4</b>	<b>8</b>	<b>-1</b>	<b>4</b>	<b>-1</b>	<b>12</b>	<b>5</b>	<b>5</b>	<b>-5</b>	<b>2</b>	<b>1</b>
 CY		<b>3</b>	<b>0</b>	<b>3</b>	<b>-1</b>	<b>1</b>	<b>-1</b>	<b>8</b>	<b>0</b>	<b>0</b>	<b>0</b>	<b>0</b>	<b>0</b>
 LV		<b>3</b>	<b>0</b>	<b>3</b>	<b>1</b>	<b>3</b>	<b>1</b>	<b>4</b>	<b>-1</b>	<b>7</b>	<b>2</b>	<b>2</b>	<b>1</b>
 LT		<b>4</b>	<b>0</b>	<b>6</b>	<b>2</b>	<b>4</b>	<b>1</b>	<b>13</b>	<b>0</b>	<b>2</b>	<b>-1</b>	<b>2</b>	<b>1</b>
 LU		<b>6</b>	<b>-1</b>	<b>7</b>	<b>2</b>	<b>7</b>	<b>5</b>	<b>19</b>	<b>13</b>	<b>8</b>	<b>3</b>	<b>0</b>	<b>-2</b>
 HU		<b>7</b>	<b>0</b>	<b>7</b>	<b>0</b>	<b>3</b>	<b>0</b>	<b>11</b>	<b>2</b>	<b>6</b>	<b>-2</b>	<b>1</b>	<b>0</b>
 MT		<b>9</b>	<b>4</b>	<b>8</b>	<b>3</b>	<b>7</b>	<b>4</b>	<b>15</b>	<b>6</b>	<b>2</b>	<b>0</b>	<b>1</b>	<b>-2</b>
 NL		<b>12</b>	<b>2</b>	<b>7</b>	<b>-2</b>	<b>3</b>	<b>1</b>	<b>11</b>	<b>4</b>	<b>1</b>	<b>0</b>	<b>0</b>	<b>0</b>
 AT		<b>11</b>	<b>2</b>	<b>10</b>	<b>4</b>	<b>5</b>	<b>2</b>	<b>12</b>	<b>2</b>	<b>4</b>	<b>-4</b>	<b>1</b>	<b>-1</b>
 PL		<b>5</b>	<b>-1</b>	<b>6</b>	<b>-1</b>	<b>5</b>	<b>1</b>	<b>21</b>	<b>-3</b>	<b>7</b>	<b>0</b>	<b>3</b>	<b>0</b>
 PT		<b>11</b>	<b>4</b>	<b>14</b>	<b>5</b>	<b>6</b>	<b>3</b>	<b>8</b>	<b>4</b>	<b>11</b>	<b>-8</b>	<b>3</b>	<b>-1</b>
 RO		<b>6</b>	<b>1</b>	<b>6</b>	<b>2</b>	<b>6</b>	<b>3</b>	<b>7</b>	<b>-2</b>	<b>15</b>	<b>6</b>	<b>7</b>	<b>1</b>
 SI		<b>6</b>	<b>-1</b>	<b>5</b>	<b>0</b>	<b>4</b>	<b>1</b>	<b>18</b>	<b>8</b>	<b>1</b>	<b>-2</b>	<b>0</b>	<b>0</b>
 SK		<b>5</b>	<b>0</b>	<b>3</b>	<b>-3</b>	<b>2</b>	<b>-1</b>	<b>4</b>	<b>1</b>	<b>3</b>	<b>1</b>	<b>1</b>	<b>-2</b>
 FI		<b>6</b>	<b>-2</b>	<b>6</b>	<b>1</b>	<b>3</b>	<b>1</b>	<b>4</b>	<b>1</b>	<b>5</b>	<b>3</b>	<b>0</b>	<b>0</b>
 SE		<b>11</b>	<b>2</b>	<b>12</b>	<b>3</b>	<b>5</b>	<b>0</b>	<b>21</b>	<b>8</b>	<b>1</b>	<b>1</b>	<b>0</b>	<b>-1</b>
 UK		<b>9</b>	<b>3</b>	<b>8</b>	<b>2</b>	<b>5</b>	<b>2</b>	<b>28</b>	<b>11</b>	<b>1</b>	<b>-1</b>	<b>2</b>	<b>1</b>

QC5.7 Et sur une échelle de 1 à 10, pourriez-vous me dire ce que vous ressentiriez si une personne appartenant à chacune des catégories suivantes était élue au plus haut poste politique en (NOTRE PAYS) ? '1' signifie que vous seriez "tout à fait mal à l'aise" et '10' que vous seriez "tout à fait à l'aise". (SI NECESSAIRE, EXPLIQUER AU REPONDANT QU'IL S'AGIRAIT DU PRESIDENT/ PREMIER MINISTRE/ CHANCELLIER, ETC., SELON LE CONTEXTE NATIONAL)  
Une personne âgée de plus de 75 ans

QC5.7 And using a scale from 1 to 10, please tell me how you would feel about having someone from each of the following categories in the highest elected political position in (OUR COUNTRY)? '1' means that you would feel "totally uncomfortable" and '10' that you would feel "totally comfortable". (IF NECESSARY, EXPLAIN TO THE RESPONDENT THAT THIS WOULD BE THE PRESIDENT/ PRIME MINISTER/ CHANCELLOR, ETC. AS RELEVANT IN YOUR NATIONAL CONTEXT)  
A person over 75 years old





























QC5.7 Bitte sagen Sie mir anhand einer Skala von 1 bis 10, wie Sie sich fühlen würden, wenn eine der Personen auf der folgenden Liste in (UNSEREM LAND) in das höchste politische Amt gewählt würde. '1' bedeutet, dass Sie sich damit "vollkommen unwohl" fühlen würden und '10' bedeutet, dass Sie sich damit "vollkommen wohl" fühlen würden. (WENN NÖTIG DEM BEFRAGTEN ERKLÄREN, DASS DAMIT DAS AMT DES BUNDESKANZELERS GEMEINT IST)  
Eine Person, die über 75 Jahre alt ist

		Total 'Mal à l'aise (1-4)'		Total 'Moyennement à l'aise (5-6)'		Total 'A l'aise (7-10)'	
		Total 'Uncomfortable (1-4)'		Total 'Fairly comfortable (5-6)'		Total 'Comfortable (7-10)'	
		Gesamt ' Unwohl fühlen(1-4)'		Gesamt 'Ziemlich wohl fühlen (5-6)'		Gesamt 'Wohl fühlen(7-10)'	
%		EB	Diff.	EB	Diff.	EB	Diff.
		77.4	EB 71.2	77.4	EB 71.2	77.4	EB 71.2
	EU 27	<b>39</b>	-8	<b>20</b>	2	<b>35</b>	7
	BE	<b>37</b>	-9	<b>23</b>	4	<b>39</b>	6
	BG	<b>56</b>	-6	<b>15</b>	3	<b>19</b>	7
	CZ	<b>55</b>	-3	<b>23</b>	4	<b>16</b>	3
	DK	<b>41</b>	-7	<b>17</b>	-1	<b>41</b>	8
	DE	<b>47</b>	-12	<b>20</b>	6	<b>28</b>	9
	EE	<b>40</b>	-8	<b>17</b>	-1	<b>32</b>	5
	IE	<b>21</b>	-18	<b>14</b>	-2	<b>56</b>	19
	EL	<b>42</b>	-16	<b>21</b>	2	<b>35</b>	13
	ES	<b>31</b>	-7	<b>18</b>	-2	<b>49</b>	8
	FR	<b>51</b>	-4	<b>21</b>	0	<b>26</b>	3
	IT	<b>31</b>	-2	<b>28</b>	6	<b>34</b>	0
	CY	<b>72</b>	-2	<b>14</b>	5	<b>14</b>	-2
	LV	<b>64</b>	-5	<b>14</b>	1	<b>13</b>	0
	LT	<b>53</b>	-8	<b>17</b>	5	<b>26</b>	3
	LU	<b>37</b>	-21	<b>16</b>	0	<b>39</b>	19
	HU	<b>43</b>	-3	<b>22</b>	2	<b>27</b>	2
	MT	<b>37</b>	-17	<b>20</b>	2	<b>40</b>	18
	NL	<b>41</b>	-9	<b>24</b>	3	<b>34</b>	6
	AT	<b>31</b>	-9	<b>26</b>	3	<b>38</b>	10
	PL	<b>36</b>	1	<b>17</b>	4	<b>37</b>	-5
	PT	<b>22</b>	-13	<b>25</b>	6	<b>39</b>	16
	RO	<b>41</b>	-8	<b>12</b>	-3	<b>25</b>	5
	SI	<b>46</b>	-6	<b>20</b>	1	<b>33</b>	7
	SK	<b>58</b>	-1	<b>24</b>	6	<b>14</b>	-4
	FI	<b>56</b>	-6	<b>20</b>	2	<b>19</b>	1
	SE	<b>31</b>	-14	<b>19</b>	1	<b>50</b>	14
	UK	<b>28</b>	-19	<b>19</b>	1	<b>49</b>	17

QC5.8 Et sur une échelle de 1 à 10, pourriez-vous me dire ce que vous ressentiriez si une personne appartenant à chacune des catégories suivantes était élue au plus haut poste politique en (NOTRE PAYS) ? '1' signifie que vous seriez "tout à fait mal à l'aise" et '10' que vous seriez "tout à fait à l'aise". (SI NECESSAIRE, EXPLIQUER AU REpondANT QU'IL S'AGIRAIT DU PRESIDENT/ PREMIER MINISTRE/ CHANCELLIER, ETC., SELON LE CONTEXTE NATIONAL)  
Une personne transgenre ou transsexuelle

QC5.8 And using a scale from 1 to 10, please tell me how you would feel about having someone from each of the following categories in the highest elected political position in (OUR COUNTRY)? '1' means that you would feel "totally uncomfortable" and '10' that you would feel "totally comfortable". (IF NECESSARY, EXPLAIN TO THE RESPONDENT THAT THIS WOULD BE THE PRESIDENT/ PRIME MINISTER/ CHANCELLOR, ETC. AS RELEVANT IN YOUR NATIONAL CONTEXT)  
A transgender or transsexual person





























QC5.8 Bitte sagen Sie mir anhand einer Skala von 1 bis 10, wie Sie sich fühlen würden, wenn eine der Personen auf der folgenden Liste in (UNSEREM LAND) in das höchste politische Amt gewählt würde. '1' bedeutet, dass Sie sich damit "vollkommen unwohl" fühlen würden und '10' bedeutet, dass Sie sich damit "vollkommen wohl" fühlen würden. (WENN NÖTIG DEM BEFRAGTEN ERKLÄREN, DASS DAMIT DAS AMT DES BUNDESKANZELERS GEMEINT IST)  
Ein Transgender oder eine transsexuelle Person

		1 Tout à fait mal à l'aise	2	3	4	5	6
		1 Totally uncomfortable	2	3	4	5	6
		1 Würde mich vollkommen unwohl fühlen	2	3	4	5	6
%		EB 77.4	EB 77.4	EB 77.4	EB 77.4	EB 77.4	EB 77.4
	EU 27	<b>14</b>	<b>5</b>	<b>7</b>	<b>6</b>	<b>13</b>	<b>6</b>
	BE	<b>9</b>	<b>4</b>	<b>7</b>	<b>6</b>	<b>15</b>	<b>9</b>
	BG	<b>26</b>	<b>11</b>	<b>8</b>	<b>7</b>	<b>6</b>	<b>4</b>
	CZ	<b>18</b>	<b>6</b>	<b>10</b>	<b>10</b>	<b>21</b>	<b>7</b>
	DK	<b>7</b>	<b>2</b>	<b>5</b>	<b>3</b>	<b>9</b>	<b>3</b>
	DE	<b>15</b>	<b>6</b>	<b>8</b>	<b>6</b>	<b>15</b>	<b>6</b>
	EE	<b>24</b>	<b>10</b>	<b>9</b>	<b>4</b>	<b>9</b>	<b>4</b>
	IE	<b>8</b>	<b>4</b>	<b>2</b>	<b>4</b>	<b>9</b>	<b>7</b>
	EL	<b>35</b>	<b>11</b>	<b>11</b>	<b>8</b>	<b>10</b>	<b>4</b>
	ES	<b>6</b>	<b>3</b>	<b>5</b>	<b>6</b>	<b>12</b>	<b>6</b>
	FR	<b>17</b>	<b>6</b>	<b>8</b>	<b>7</b>	<b>13</b>	<b>6</b>
	IT	<b>9</b>	<b>4</b>	<b>8</b>	<b>10</b>	<b>15</b>	<b>13</b>
	CY	<b>57</b>	<b>7</b>	<b>5</b>	<b>3</b>	<b>9</b>	<b>2</b>
	LV	<b>42</b>	<b>11</b>	<b>6</b>	<b>4</b>	<b>8</b>	<b>3</b>
	LT	<b>40</b>	<b>6</b>	<b>5</b>	<b>5</b>	<b>10</b>	<b>4</b>
	LU	<b>7</b>	<b>2</b>	<b>4</b>	<b>5</b>	<b>9</b>	<b>5</b>
	HU	<b>28</b>	<b>7</b>	<b>10</b>	<b>6</b>	<b>14</b>	<b>6</b>
	MT	<b>21</b>	<b>5</b>	<b>9</b>	<b>9</b>	<b>7</b>	<b>7</b>
	NL	<b>7</b>	<b>4</b>	<b>7</b>	<b>7</b>	<b>11</b>	<b>7</b>
	AT	<b>15</b>	<b>6</b>	<b>10</b>	<b>8</b>	<b>15</b>	<b>8</b>
	PL	<b>17</b>	<b>4</b>	<b>7</b>	<b>5</b>	<b>11</b>	<b>5</b>
	PT	<b>6</b>	<b>6</b>	<b>8</b>	<b>7</b>	<b>12</b>	<b>11</b>
	RO	<b>30</b>	<b>9</b>	<b>4</b>	<b>3</b>	<b>6</b>	<b>3</b>
	SI	<b>22</b>	<b>7</b>	<b>7</b>	<b>4</b>	<b>10</b>	<b>5</b>
	SK	<b>38</b>	<b>11</b>	<b>11</b>	<b>7</b>	<b>13</b>	<b>5</b>
	FI	<b>23</b>	<b>13</b>	<b>11</b>	<b>8</b>	<b>12</b>	<b>5</b>
	SE	<b>6</b>	<b>4</b>	<b>5</b>	<b>4</b>	<b>9</b>	<b>4</b>
	UK	<b>9</b>	<b>3</b>	<b>4</b>	<b>4</b>	<b>12</b>	<b>5</b>

QC5.8 Et sur une échelle de 1 à 10, pourriez-vous me dire ce que vous ressentiriez si une personne appartenant à chacune des catégories suivantes était élue au plus haut poste politique en (NOTRE PAYS) ? '1' signifie que vous seriez "tout à fait mal à l'aise" et '10' que vous seriez "tout à fait à l'aise". (SI NECESSAIRE, EXPLIQUER AU RESPONDANT QU'IL S'AGIRAIT DU PRESIDENT/ PREMIER MINISTRE/ CHANCELLIER, ETC., SELON LE CONTEXTE NATIONAL)  
Une personne transgenre ou transsexuelle

QC5.8 And using a scale from 1 to 10, please tell me how you would feel about having someone from each of the following categories in the highest elected political position in (OUR COUNTRY)? '1' means that you would feel "totally uncomfortable" and '10' that you would feel "totally comfortable". (IF NECESSARY, EXPLAIN TO THE RESPONDENT THAT THIS WOULD BE THE PRESIDENT/ PRIME MINISTER/ CHANCELLOR, ETC. AS RELEVANT IN YOUR NATIONAL CONTEXT)  
A transgender or transsexual person





























QC5.8 Bitte sagen Sie mir anhand einer Skala von 1 bis 10, wie Sie sich fühlen würden, wenn eine der Personen auf der folgenden Liste in (UNSEREM LAND) in das höchste politische Amt gewählt würde. '1' bedeutet, dass Sie sich damit "vollkommen unwohl" fühlen würden und '10' bedeutet, dass Sie sich damit "vollkommen wohl" fühlen würden. (WENN NÖTIG DEM BEFRAGTEN ERKLÄREN, DASS DAMIT DAS AMT DES BUNDESKANZELERS GEMEINT IST)  
Ein Transgender oder eine transsexuelle Person

		7	8	9	10 Tout à fait à l'aise	Indifférent (SPONTANE)	NSP
		7	8	9	10 Totally comfortable	Indifferent (SPONTANEOUS)	DK
		7	8	9	10 Würde mich vollkommen wohl fühlen	Ist mir egal (SPONTAN)	Weiß nicht
%		EB 77.4	EB 77.4	EB 77.4	EB 77.4	EB 77.4	EB 77.4
 EU 27		<b>7</b>	<b>7</b>	<b>4</b>	<b>20</b>	<b>6</b>	<b>5</b>
 BE		<b>10</b>	<b>11</b>	<b>6</b>	<b>20</b>	<b>2</b>	<b>1</b>
 BG		<b>3</b>	<b>1</b>	<b>1</b>	<b>5</b>	<b>10</b>	<b>18</b>
 CZ		<b>6</b>	<b>4</b>	<b>1</b>	<b>3</b>	<b>11</b>	<b>3</b>
 DK		<b>6</b>	<b>8</b>	<b>6</b>	<b>47</b>	<b>2</b>	<b>2</b>
 DE		<b>6</b>	<b>8</b>	<b>4</b>	<b>14</b>	<b>8</b>	<b>4</b>
 EE		<b>5</b>	<b>6</b>	<b>3</b>	<b>10</b>	<b>10</b>	<b>6</b>
 IE		<b>6</b>	<b>5</b>	<b>4</b>	<b>34</b>	<b>8</b>	<b>9</b>
 EL		<b>4</b>	<b>5</b>	<b>4</b>	<b>6</b>	<b>1</b>	<b>1</b>
 ES		<b>6</b>	<b>7</b>	<b>7</b>	<b>37</b>	<b>2</b>	<b>3</b>
 FR		<b>8</b>	<b>8</b>	<b>3</b>	<b>19</b>	<b>3</b>	<b>2</b>
 IT		<b>10</b>	<b>8</b>	<b>3</b>	<b>10</b>	<b>7</b>	<b>3</b>
 CY		<b>2</b>	<b>2</b>	<b>1</b>	<b>10</b>	<b>1</b>	<b>1</b>
 LV		<b>2</b>	<b>2</b>	<b>2</b>	<b>2</b>	<b>12</b>	<b>6</b>
 LT		<b>4</b>	<b>4</b>	<b>2</b>	<b>9</b>	<b>3</b>	<b>8</b>
 LU		<b>6</b>	<b>10</b>	<b>9</b>	<b>32</b>	<b>9</b>	<b>2</b>
 HU		<b>3</b>	<b>3</b>	<b>1</b>	<b>7</b>	<b>9</b>	<b>6</b>
 MT		<b>6</b>	<b>7</b>	<b>4</b>	<b>16</b>	<b>3</b>	<b>6</b>
 NL		<b>12</b>	<b>12</b>	<b>6</b>	<b>23</b>	<b>2</b>	<b>2</b>
 AT		<b>9</b>	<b>7</b>	<b>4</b>	<b>5</b>	<b>7</b>	<b>6</b>
 PL		<b>5</b>	<b>6</b>	<b>3</b>	<b>21</b>	<b>10</b>	<b>6</b>
 PT		<b>8</b>	<b>9</b>	<b>3</b>	<b>7</b>	<b>13</b>	<b>10</b>
 RO		<b>4</b>	<b>2</b>	<b>3</b>	<b>4</b>	<b>15</b>	<b>17</b>
 SI		<b>5</b>	<b>6</b>	<b>3</b>	<b>24</b>	<b>3</b>	<b>4</b>
 SK		<b>2</b>	<b>2</b>	<b>1</b>	<b>1</b>	<b>5</b>	<b>4</b>
 FI		<b>5</b>	<b>6</b>	<b>2</b>	<b>4</b>	<b>9</b>	<b>2</b>
 SE		<b>7</b>	<b>11</b>	<b>7</b>	<b>40</b>	<b>1</b>	<b>2</b>
 UK		<b>5</b>	<b>7</b>	<b>4</b>	<b>40</b>	<b>2</b>	<b>5</b>

QC5.8 Et sur une échelle de 1 à 10, pourriez-vous me dire ce que vous ressentiriez si une personne appartenant à chacune des catégories suivantes était élue au plus haut poste politique en (NOTRE PAYS) ? '1' signifie que vous seriez "tout à fait mal à l'aise" et '10' que vous seriez "tout à fait à l'aise". (SI NECESSAIRE, EXPLIQUER AU REPONDANT QU'IL S'AGIRAIT DU PRESIDENT/ PREMIER MINISTRE/ CHANCELLIER, ETC., SELON LE CONTEXTE NATIONAL)  
Une personne transgenre ou transsexuelle

QC5.8 And using a scale from 1 to 10, please tell me how you would feel about having someone from each of the following categories in the highest elected political position in (OUR COUNTRY)? '1' means that you would feel "totally uncomfortable" and '10' that you would feel "totally comfortable". (IF NECESSARY, EXPLAIN TO THE RESPONDENT THAT THIS WOULD BE THE PRESIDENT/ PRIME MINISTER/ CHANCELLOR, ETC. AS RELEVANT IN YOUR NATIONAL CONTEXT)  
A transgender or transsexual person

QC5.8 Bitte sagen Sie mir anhand einer Skala von 1 bis 10, wie Sie sich fühlen würden, wenn eine der Personen auf der folgenden Liste in (UNSEREM LAND) in das höchste politische Amt gewählt würde. '1' bedeutet, dass Sie sich damit "vollkommen unwohl" fühlen würden und '10' bedeutet, dass Sie sich damit "vollkommen wohl" fühlen würden. (WENN NÖTIG DEM BEFRAGTEN ERKLÄREN, DASS DAMIT DAS AMT DES BUNDESKANZELERS GEMEINT IST)  
Ein Transgender oder eine transsexuelle Person

		Total 'Mal à l'aise (1-4)'	Total 'Moyennement à l'aise (5-6)'	Total 'A l'aise (7-10)'
		Total 'Uncomfortable (1-4)'	Total 'Fairly comfortable (5-6)'	Total 'Comfortable (7-10)'
		Gesamt ' Unwohl fühlen(1-4)'	Gesamt 'Ziemlich wohl fühlen (5-6)'	Gesamt 'Wohl fühlen(7-10)'
%		EB 77.4	EB 77.4	EB 77.4
 EU 27		<b>33</b>	<b>19</b>	<b>37</b>
 BE		<b>26</b>	<b>24</b>	<b>47</b>
 BG		<b>52</b>	<b>9</b>	<b>10</b>
 CZ		<b>44</b>	<b>28</b>	<b>14</b>
 DK		<b>17</b>	<b>12</b>	<b>66</b>
 DE		<b>35</b>	<b>21</b>	<b>31</b>
 EE		<b>48</b>	<b>13</b>	<b>24</b>
 IE		<b>18</b>	<b>16</b>	<b>50</b>
 EL		<b>65</b>	<b>14</b>	<b>19</b>
 ES		<b>21</b>	<b>17</b>	<b>57</b>
 FR		<b>38</b>	<b>18</b>	<b>38</b>
 IT		<b>32</b>	<b>28</b>	<b>31</b>
 CY		<b>72</b>	<b>10</b>	<b>15</b>
 LV		<b>62</b>	<b>11</b>	<b>9</b>
 LT		<b>57</b>	<b>14</b>	<b>19</b>
 LU		<b>18</b>	<b>14</b>	<b>58</b>
 HU		<b>51</b>	<b>20</b>	<b>14</b>
 MT		<b>45</b>	<b>14</b>	<b>33</b>
 NL		<b>24</b>	<b>18</b>	<b>53</b>
 AT		<b>38</b>	<b>23</b>	<b>25</b>
 PL		<b>32</b>	<b>16</b>	<b>35</b>
 PT		<b>27</b>	<b>23</b>	<b>28</b>
 RO		<b>46</b>	<b>10</b>	<b>13</b>
 SI		<b>41</b>	<b>16</b>	<b>38</b>
 SK		<b>67</b>	<b>17</b>	<b>7</b>
 FI		<b>55</b>	<b>17</b>	<b>17</b>
 SE		<b>19</b>	<b>14</b>	<b>65</b>
 UK		<b>20</b>	<b>16</b>	<b>56</b>

QC6.1 Dans quelle mesure soutenez-vous ou vous opposez-vous aux mesures suivantes sur le lieu de travail pour encourager la diversité ?





























Des formations sur le thème de la diversité, pour les employés et les employeurs

QC6.1 To what extent do you support or oppose the following measures in the work place to foster diversity?

Training on diversity issues for employees and employers

QC6.1 Inwieweit sind Sie für oder gegen folgende Maßnahmen am Arbeitsplatz, um Vielfalt zu fördern?

Schulungen zum Thema Vielfalt für Arbeitnehmer und Arbeitgeber

		Vous soutenez tout à fait	Vous soutenez plutôt	Vous êtes plutôt opposé(e)	Vous êtes tout à fait opposé(e)	NSP	Total 'Soutient'	Total 'Est opposé(e)'
		Totally support	Somewhat support	Somewhat oppose	Totally oppose	DK	Total 'Supports'	Total 'Opposes'
		Voll und ganz dafür	Eher dafür	Eher dagegen	Voll und ganz dagegen	Weiß nicht	Gesamt 'Stützen'	Gesamt 'Setzt entgegen'
%		EB 77.4	EB 77.4	EB 77.4	EB 77.4	EB 77.4	EB 77.4	EB 77.4
 EU 27		<b>35</b>	<b>44</b>	<b>9</b>	<b>3</b>	<b>9</b>	<b>79</b>	<b>12</b>
 BE		<b>26</b>	<b>54</b>	<b>14</b>	<b>3</b>	<b>3</b>	<b>80</b>	<b>17</b>
 BG		<b>37</b>	<b>43</b>	<b>5</b>	<b>3</b>	<b>12</b>	<b>80</b>	<b>8</b>
 CZ		<b>17</b>	<b>55</b>	<b>14</b>	<b>4</b>	<b>10</b>	<b>72</b>	<b>18</b>
 DK		<b>42</b>	<b>38</b>	<b>10</b>	<b>4</b>	<b>6</b>	<b>80</b>	<b>14</b>
 DE		<b>32</b>	<b>45</b>	<b>10</b>	<b>5</b>	<b>8</b>	<b>77</b>	<b>15</b>
 EE		<b>44</b>	<b>36</b>	<b>5</b>	<b>3</b>	<b>12</b>	<b>80</b>	<b>8</b>
 IE		<b>37</b>	<b>40</b>	<b>3</b>	<b>1</b>	<b>19</b>	<b>77</b>	<b>4</b>
 EL		<b>36</b>	<b>49</b>	<b>8</b>	<b>2</b>	<b>5</b>	<b>85</b>	<b>10</b>
 ES		<b>51</b>	<b>37</b>	<b>3</b>	<b>1</b>	<b>8</b>	<b>88</b>	<b>4</b>
 FR		<b>35</b>	<b>45</b>	<b>8</b>	<b>3</b>	<b>9</b>	<b>80</b>	<b>11</b>
 IT		<b>23</b>	<b>54</b>	<b>9</b>	<b>4</b>	<b>10</b>	<b>77</b>	<b>13</b>
 CY		<b>45</b>	<b>31</b>	<b>11</b>	<b>4</b>	<b>9</b>	<b>76</b>	<b>15</b>
 LV		<b>30</b>	<b>47</b>	<b>8</b>	<b>4</b>	<b>11</b>	<b>77</b>	<b>12</b>
 LT		<b>27</b>	<b>46</b>	<b>8</b>	<b>4</b>	<b>15</b>	<b>73</b>	<b>12</b>
 LU		<b>40</b>	<b>43</b>	<b>8</b>	<b>3</b>	<b>6</b>	<b>83</b>	<b>11</b>
 HU		<b>26</b>	<b>50</b>	<b>13</b>	<b>3</b>	<b>8</b>	<b>76</b>	<b>16</b>
 MT		<b>46</b>	<b>42</b>	<b>2</b>	<b>1</b>	<b>9</b>	<b>88</b>	<b>3</b>
 NL		<b>34</b>	<b>41</b>	<b>9</b>	<b>9</b>	<b>7</b>	<b>75</b>	<b>18</b>
 AT		<b>20</b>	<b>48</b>	<b>18</b>	<b>7</b>	<b>7</b>	<b>68</b>	<b>25</b>
 PL		<b>21</b>	<b>49</b>	<b>11</b>	<b>3</b>	<b>16</b>	<b>70</b>	<b>14</b>
 PT		<b>36</b>	<b>39</b>	<b>11</b>	<b>1</b>	<b>13</b>	<b>75</b>	<b>12</b>
 RO		<b>41</b>	<b>32</b>	<b>5</b>	<b>2</b>	<b>20</b>	<b>73</b>	<b>7</b>
 SI		<b>34</b>	<b>40</b>	<b>11</b>	<b>7</b>	<b>8</b>	<b>74</b>	<b>18</b>
 SK		<b>16</b>	<b>52</b>	<b>18</b>	<b>4</b>	<b>10</b>	<b>68</b>	<b>22</b>
 FI		<b>47</b>	<b>42</b>	<b>6</b>	<b>2</b>	<b>3</b>	<b>89</b>	<b>8</b>
 SE		<b>63</b>	<b>26</b>	<b>6</b>	<b>3</b>	<b>2</b>	<b>89</b>	<b>9</b>
 UK		<b>48</b>	<b>37</b>	<b>6</b>	<b>2</b>	<b>7</b>	<b>85</b>	<b>8</b>

QC6.2 Dans quelle mesure soutenez-vous ou vous opposez-vous aux mesures suivantes sur le lieu de travail pour encourager la diversité ?

Surveiller la composition de l'ensemble des employés pour évaluer la représentation des groupes risquant d'être discriminés

QC6.2 To what extent do you support or oppose the following measures in the work place to foster diversity?

Monitoring the composition of the work-force to evaluate the representation of groups at risk of discrimination

QC6.2 Inwieweit sind Sie für oder gegen folgende Maßnahmen am Arbeitsplatz, um Vielfalt zu fördern?

Die Zusammensetzung der Belegschaft zu kontrollieren, um zu beurteilen, inwieweit Gruppen, die von Diskriminierung bedroht sind, vertreten sind

%		Vous soutenez tout à fait		Vous soutenez plutôt		Vous êtes plutôt opposé(e)		Vous êtes tout à fait opposé(e)		NSP		Total 'Soutient'		Total 'Est opposé(e)'	
		Totally support		Somewhat support		Somewhat oppose		Totally oppose		DK		Total 'Supports'		Total 'Opposes'	
		Voll und ganz dafür		Eher dafür		Eher dagegen		Voll und ganz dagegen		Weiß nicht		Gesamt 'Stützen'		Gesamt 'Setzt entgegen'	
		EB 77.4	Diff. EB 71.2	EB 77.4	Diff. EB 71.2	EB 77.4	Diff. EB 71.2	EB 77.4	Diff. EB 71.2	EB 77.4	Diff. EB 71.2	EB 77.4	Diff. EB 71.2	EB 77.4	Diff. EB 71.2
	EU 27	<b>27</b>	<i>10</i>	<b>42</b>	<i>7</i>	<b>14</b>	<i>-7</i>	<b>6</b>	<i>-8</i>	<b>11</b>	<i>-2</i>	<b>69</b>	<i>17</i>	<b>20</b>	<i>-15</i>
	BE	<b>21</b>	<i>5</i>	<b>53</b>	<i>14</i>	<b>18</b>	<i>-11</i>	<b>5</b>	<i>-5</i>	<b>3</b>	<i>-3</i>	<b>74</b>	<i>19</i>	<b>23</b>	<i>-16</i>
	BG	<b>37</b>	<i>13</i>	<b>41</b>	<i>2</i>	<b>5</b>	<i>-5</i>	<b>3</b>	<i>-2</i>	<b>14</b>	<i>-8</i>	<b>78</b>	<i>15</i>	<b>8</b>	<i>-7</i>
	CZ	<b>17</b>	<i>6</i>	<b>56</b>	<i>18</i>	<b>16</b>	<i>-11</i>	<b>3</b>	<i>-10</i>	<b>8</b>	<i>-3</i>	<b>73</b>	<i>24</i>	<b>19</b>	<i>-21</i>
	DK	<b>34</b>	<i>2</i>	<b>40</b>	<i>6</i>	<b>13</b>	<i>-4</i>	<b>7</b>	<i>-6</i>	<b>6</b>	<i>2</i>	<b>74</b>	<i>8</i>	<b>20</b>	<i>-10</i>
	DE	<b>16</b>	<i>8</i>	<b>37</b>	<i>12</i>	<b>25</b>	<i>-8</i>	<b>13</b>	<i>-14</i>	<b>9</b>	<i>2</i>	<b>53</b>	<i>20</i>	<b>38</b>	<i>-22</i>
	EE	<b>22</b>	<i>8</i>	<b>40</b>	<i>5</i>	<b>13</b>	<i>-2</i>	<b>9</b>	<i>-11</i>	<b>16</b>	<i>0</i>	<b>62</b>	<i>13</i>	<b>22</b>	<i>-13</i>
	IE	<b>31</b>	<i>6</i>	<b>41</b>	<i>3</i>	<b>5</b>	<i>-7</i>	<b>2</b>	<i>-6</i>	<b>21</b>	<i>4</i>	<b>72</b>	<i>9</i>	<b>7</b>	<i>-13</i>
	EL	<b>36</b>	<i>9</i>	<b>49</b>	<i>-2</i>	<b>9</b>	<i>-6</i>	<b>1</b>	<i>-5</i>	<b>5</b>	<i>4</i>	<b>85</b>	<i>7</i>	<b>10</b>	<i>-11</i>
	ES	<b>50</b>	<i>33</i>	<b>36</b>	<i>1</i>	<b>4</b>	<i>-11</i>	<b>2</b>	<i>-6</i>	<b>8</b>	<i>-17</i>	<b>86</b>	<i>34</i>	<b>6</b>	<i>-17</i>
	FR	<b>25</b>	<i>9</i>	<b>41</b>	<i>9</i>	<b>15</b>	<i>-9</i>	<b>7</b>	<i>-9</i>	<b>12</b>	<i>0</i>	<b>66</b>	<i>18</i>	<b>22</b>	<i>-18</i>
	IT	<b>24</b>	<i>9</i>	<b>54</b>	<i>8</i>	<b>9</b>	<i>-12</i>	<b>4</b>	<i>-1</i>	<b>9</b>	<i>-4</i>	<b>78</b>	<i>17</i>	<b>13</b>	<i>-13</i>
	CY	<b>46</b>	<i>18</i>	<b>35</b>	<i>-4</i>	<b>8</b>	<i>-4</i>	<b>2</b>	<i>0</i>	<b>9</b>	<i>-10</i>	<b>81</b>	<i>14</i>	<b>10</b>	<i>-4</i>
	LV	<b>15</b>	<i>6</i>	<b>41</b>	<i>14</i>	<b>18</b>	<i>-11</i>	<b>9</b>	<i>-9</i>	<b>17</b>	<i>0</i>	<b>56</b>	<i>20</i>	<b>27</b>	<i>-20</i>
	LT	<b>20</b>	<i>7</i>	<b>49</b>	<i>10</i>	<b>7</b>	<i>-6</i>	<b>5</b>	<i>0</i>	<b>19</b>	<i>-11</i>	<b>69</b>	<i>17</i>	<b>12</b>	<i>-6</i>
	LU	<b>31</b>	<i>12</i>	<b>45</b>	<i>14</i>	<b>12</b>	<i>-7</i>	<b>5</b>	<i>-6</i>	<b>7</b>	<i>-13</i>	<b>76</b>	<i>26</i>	<b>17</b>	<i>-13</i>
	HU	<b>24</b>	<i>5</i>	<b>49</b>	<i>5</i>	<b>13</b>	<i>-2</i>	<b>4</b>	<i>-4</i>	<b>10</b>	<i>-4</i>	<b>73</b>	<i>10</i>	<b>17</b>	<i>-6</i>
	MT	<b>39</b>	<i>21</i>	<b>44</b>	<i>17</i>	<b>4</b>	<i>-10</i>	<b>1</b>	<i>-4</i>	<b>12</b>	<i>-24</i>	<b>83</b>	<i>38</i>	<b>5</b>	<i>-14</i>
	NL	<b>20</b>	<i>5</i>	<b>41</b>	<i>8</i>	<b>20</b>	<i>-4</i>	<b>15</b>	<i>-8</i>	<b>4</b>	<i>-1</i>	<b>61</b>	<i>13</i>	<b>35</b>	<i>-12</i>
	AT	<b>12</b>	<i>6</i>	<b>34</b>	<i>9</i>	<b>30</b>	<i>-8</i>	<b>16</b>	<i>-6</i>	<b>8</b>	<i>-1</i>	<b>46</b>	<i>15</i>	<b>46</b>	<i>-14</i>
	PL	<b>10</b>	<i>0</i>	<b>42</b>	<i>7</i>	<b>20</b>	<i>-4</i>	<b>7</b>	<i>-4</i>	<b>21</b>	<i>1</i>	<b>52</b>	<i>7</i>	<b>27</b>	<i>-8</i>
	PT	<b>32</b>	<i>13</i>	<b>41</b>	<i>0</i>	<b>11</b>	<i>-4</i>	<b>1</b>	<i>-2</i>	<b>15</b>	<i>-7</i>	<b>73</b>	<i>13</i>	<b>12</b>	<i>-6</i>
	RO	<b>29</b>	<i>4</i>	<b>36</b>	<i>-2</i>	<b>9</b>	<i>1</i>	<b>4</b>	<i>-4</i>	<b>22</b>	<i>1</i>	<b>65</b>	<i>2</i>	<b>13</b>	<i>-3</i>
	SI	<b>28</b>	<i>9</i>	<b>38</b>	<i>6</i>	<b>17</b>	<i>-7</i>	<b>8</b>	<i>-8</i>	<b>9</b>	<i>0</i>	<b>66</b>	<i>15</i>	<b>25</b>	<i>-15</i>
	SK	<b>13</b>	<i>6</i>	<b>51</b>	<i>19</i>	<b>21</b>	<i>-14</i>	<b>3</b>	<i>-13</i>	<b>12</b>	<i>2</i>	<b>64</b>	<i>25</i>	<b>24</b>	<i>-27</i>
	FI	<b>37</b>	<i>24</i>	<b>46</b>	<i>1</i>	<b>10</b>	<i>-13</i>	<b>3</b>	<i>-6</i>	<b>4</b>	<i>-6</i>	<b>83</b>	<i>25</i>	<b>13</b>	<i>-19</i>
	SE	<b>33</b>	<i>20</i>	<b>35</b>	<i>10</i>	<b>17</b>	<i>-8</i>	<b>12</b>	<i>-20</i>	<b>3</b>	<i>-2</i>	<b>68</b>	<i>30</i>	<b>29</b>	<i>-28</i>
	UK	<b>38</b>	<i>8</i>	<b>41</b>	<i>8</i>	<b>8</b>	<i>-6</i>	<b>4</b>	<i>-8</i>	<b>9</b>	<i>-2</i>	<b>79</b>	<i>16</i>	<b>12</b>	<i>-14</i>

QC6.3 Dans quelle mesure soutenez-vous ou vous opposez-vous aux mesures suivantes sur le lieu de travail pour encourager la diversité ?





























Surveiller les procédures de recrutement pour s'assurer que les candidats appartenant à des groupes risquant d'être discriminés ont autant d'opportunités que d'autres candidats à compétences et qualifications égales

QC6.3 To what extent do you support or oppose the following measures in the work place to foster diversity?

Monitoring recruitment procedures to ensure that candidates from groups at risk of discrimination have the same opportunities as other candidates with similar skills and qualifications

QC6.3 Inwieweit sind Sie für oder gegen folgende Maßnahmen am Arbeitsplatz, um Vielfalt zu fördern?

Die Einstellungsverfahren zu überwachen, um sicherzustellen, dass Bewerber aus Gruppen, die von Diskriminierung bedroht sind, dieselben Chancen haben wie andere Bewerber, die über ähnliche Fähigkeiten und Qualifikationen verfügen





























%	Vous soutenez tout à fait Totally support Voll und ganz dafür		Vous soutenez plutôt Somewhat support Eher dafür		Vous êtes plutôt opposé(e) Somewhat oppose Eher dagegen		Vous êtes tout à fait opposé(e) Totally oppose Voll und ganz dagegen		NSP DK Weiß nicht		Total 'Soutient' Total 'Supports' Gesamt 'Stützen'		Total 'Est opposé(e)' Total 'Opposes' Gesamt 'Setzt entgegen'	
	EB	Diff. EB	EB	Diff. EB	EB	Diff. EB	EB	Diff. EB	EB	Diff. EB	EB	Diff. EB	EB	Diff. EB
	77.4	71.2	77.4	71.2	77.4	71.2	77.4	71.2	77.4	71.2	77.4	71.2	77.4	71.2
 EU 27	<b>36</b>	8	<b>40</b>	1	<b>10</b>	-4	<b>4</b>	-4	<b>10</b>	-1	<b>76</b>	9	<b>14</b>	-8
 BE	<b>28</b>	3	<b>53</b>	10	<b>12</b>	-10	<b>5</b>	0	<b>2</b>	-3	<b>81</b>	13	<b>17</b>	-10
 BG	<b>40</b>	10	<b>40</b>	0	<b>4</b>	-2	<b>2</b>	0	<b>14</b>	-8	<b>80</b>	10	<b>6</b>	-2
 CZ	<b>28</b>	10	<b>54</b>	8	<b>10</b>	-11	<b>2</b>	-4	<b>6</b>	-3	<b>82</b>	18	<b>12</b>	-15
 DK	<b>46</b>	-3	<b>35</b>	6	<b>8</b>	0	<b>5</b>	-5	<b>6</b>	2	<b>81</b>	3	<b>13</b>	-5
 DE	<b>25</b>	4	<b>39</b>	8	<b>19</b>	-6	<b>10</b>	-7	<b>7</b>	1	<b>64</b>	12	<b>29</b>	-13
 EE	<b>33</b>	-1	<b>38</b>	2	<b>9</b>	0	<b>6</b>	-3	<b>14</b>	2	<b>71</b>	1	<b>15</b>	-3
 IE	<b>37</b>	3	<b>35</b>	0	<b>4</b>	-4	<b>2</b>	-4	<b>22</b>	5	<b>72</b>	3	<b>6</b>	-8
 EL	<b>45</b>	15	<b>42</b>	-2	<b>7</b>	-12	<b>1</b>	-5	<b>5</b>	4	<b>87</b>	13	<b>8</b>	-17
 ES	<b>54</b>	33	<b>34</b>	-7	<b>3</b>	-6	<b>1</b>	-5	<b>8</b>	-15	<b>88</b>	26	<b>4</b>	-11
 FR	<b>39</b>	6	<b>40</b>	-1	<b>9</b>	-1	<b>3</b>	-4	<b>9</b>	0	<b>79</b>	5	<b>12</b>	-5
 IT	<b>30</b>	11	<b>50</b>	0	<b>8</b>	-8	<b>3</b>	-1	<b>9</b>	-2	<b>80</b>	11	<b>11</b>	-9
 CY	<b>51</b>	21	<b>32</b>	-9	<b>6</b>	-4	<b>2</b>	-1	<b>9</b>	-7	<b>83</b>	12	<b>8</b>	-5
 LV	<b>24</b>	-2	<b>44</b>	8	<b>13</b>	-3	<b>6</b>	-2	<b>13</b>	-1	<b>68</b>	6	<b>19</b>	-5
 LT	<b>28</b>	7	<b>44</b>	1	<b>7</b>	-2	<b>5</b>	2	<b>16</b>	-8	<b>72</b>	8	<b>12</b>	0
 LU	<b>44</b>	7	<b>40</b>	5	<b>7</b>	-5	<b>3</b>	-2	<b>6</b>	-5	<b>84</b>	12	<b>10</b>	-7
 HU	<b>31</b>	4	<b>45</b>	2	<b>11</b>	-3	<b>3</b>	0	<b>10</b>	-3	<b>76</b>	6	<b>14</b>	-3
 MT	<b>40</b>	19	<b>42</b>	13	<b>4</b>	-11	<b>1</b>	-5	<b>13</b>	-16	<b>82</b>	32	<b>5</b>	-16
 NL	<b>42</b>	8	<b>34</b>	-2	<b>10</b>	-3	<b>10</b>	-4	<b>4</b>	1	<b>76</b>	6	<b>20</b>	-7
 AT	<b>17</b>	6	<b>39</b>	0	<b>25</b>	-1	<b>8</b>	-5	<b>11</b>	0	<b>56</b>	6	<b>33</b>	-6
 PL	<b>17</b>	1	<b>47</b>	1	<b>12</b>	-2	<b>4</b>	-2	<b>20</b>	2	<b>64</b>	2	<b>16</b>	-4
 PT	<b>41</b>	12	<b>37</b>	-5	<b>7</b>	-1	<b>1</b>	0	<b>14</b>	-6	<b>78</b>	7	<b>8</b>	-1
 RO	<b>34</b>	0	<b>33</b>	-5	<b>7</b>	2	<b>3</b>	-1	<b>23</b>	4	<b>67</b>	-5	<b>10</b>	1
 SI	<b>37</b>	5	<b>39</b>	3	<b>11</b>	-4	<b>5</b>	-4	<b>8</b>	0	<b>76</b>	8	<b>16</b>	-8
 SK	<b>21</b>	4	<b>56</b>	9	<b>12</b>	-10	<b>1</b>	-5	<b>10</b>	2	<b>77</b>	13	<b>13</b>	-15
 FI	<b>44</b>	13	<b>41</b>	-5	<b>8</b>	-5	<b>4</b>	-1	<b>3</b>	-2	<b>85</b>	8	<b>12</b>	-6
 SE	<b>59</b>	3	<b>26</b>	3	<b>8</b>	0	<b>5</b>	-5	<b>2</b>	-1	<b>85</b>	6	<b>13</b>	-5
 UK	<b>50</b>	6	<b>33</b>	0	<b>6</b>	-3	<b>3</b>	-3	<b>8</b>	0	<b>83</b>	6	<b>9</b>	-6



QC7.1 Sur une échelle de 1 à 10, pourriez-vous me dire si vous pensez que les efforts réalisés en (NOTRE PAYS) pour lutter contre toute forme de discrimination sont efficaces ? '1' signifie que vous considérez que ces efforts ne sont "pas du tout efficaces" et '10' que vous les considérez "très efficaces".

QC7.1 Using a scale from 1 to 10, please tell me if you think that the efforts made in (OUR COUNTRY) to fight all forms of discrimination are effective. '1' means you consider that these efforts are "not at all effective", and '10' that you consider that these efforts are "very effective".





























QC7.1 Bitte sagen Sie mir anhand einer Skala von 1 bis 10, ob die Bemühungen zur Bekämpfung aller Formen von Diskriminierung, die in (UNSEREM LAND) angestellt werden, Ihrer Meinung nach wirksam sind. '1' bedeutet, dass Sie diese Bemühungen für "überhaupt nicht wirksam" halten und '10', dass Sie diese Bemühungen für "sehr wirksam" halten.

		1 Pas du tout efficaces	2	3	4	5	6
		1 Not at all effective	2	3	4	5	6
		1 Überhaupt nicht wirksam	2	3	4	5	6
%		EB 77.4	EB 77.4	EB 77.4	EB 77.4	EB 77.4	EB 77.4
	EU 27	<b>7</b>	<b>4</b>	<b>9</b>	<b>11</b>	<b>23</b>	<b>14</b>
	BE	<b>3</b>	<b>3</b>	<b>8</b>	<b>8</b>	<b>29</b>	<b>17</b>
	BG	<b>5</b>	<b>7</b>	<b>14</b>	<b>15</b>	<b>14</b>	<b>11</b>
	CZ	<b>13</b>	<b>6</b>	<b>14</b>	<b>15</b>	<b>20</b>	<b>8</b>
	DK	<b>3</b>	<b>3</b>	<b>7</b>	<b>11</b>	<b>27</b>	<b>14</b>
	DE	<b>3</b>	<b>2</b>	<b>9</b>	<b>11</b>	<b>28</b>	<b>15</b>
	EE	<b>8</b>	<b>3</b>	<b>12</b>	<b>10</b>	<b>23</b>	<b>9</b>
	IE	<b>2</b>	<b>2</b>	<b>5</b>	<b>6</b>	<b>18</b>	<b>18</b>
	EL	<b>12</b>	<b>9</b>	<b>11</b>	<b>14</b>	<b>21</b>	<b>13</b>
	ES	<b>11</b>	<b>4</b>	<b>8</b>	<b>9</b>	<b>21</b>	<b>13</b>
	FR	<b>10</b>	<b>3</b>	<b>13</b>	<b>13</b>	<b>29</b>	<b>13</b>
	IT	<b>5</b>	<b>6</b>	<b>9</b>	<b>13</b>	<b>19</b>	<b>18</b>
	CY	<b>15</b>	<b>5</b>	<b>10</b>	<b>11</b>	<b>22</b>	<b>10</b>
	LV	<b>10</b>	<b>7</b>	<b>10</b>	<b>9</b>	<b>24</b>	<b>6</b>
	LT	<b>11</b>	<b>7</b>	<b>10</b>	<b>8</b>	<b>28</b>	<b>9</b>
	LU	<b>4</b>	<b>3</b>	<b>6</b>	<b>8</b>	<b>22</b>	<b>14</b>
	HU	<b>18</b>	<b>7</b>	<b>16</b>	<b>12</b>	<b>19</b>	<b>10</b>
	MT	<b>3</b>	<b>1</b>	<b>6</b>	<b>11</b>	<b>20</b>	<b>12</b>
	NL	<b>2</b>	<b>2</b>	<b>8</b>	<b>12</b>	<b>20</b>	<b>24</b>
	AT	<b>2</b>	<b>3</b>	<b>6</b>	<b>7</b>	<b>22</b>	<b>15</b>
	PL	<b>9</b>	<b>6</b>	<b>10</b>	<b>8</b>	<b>21</b>	<b>9</b>
	PT	<b>3</b>	<b>4</b>	<b>10</b>	<b>10</b>	<b>19</b>	<b>14</b>
	RO	<b>6</b>	<b>3</b>	<b>7</b>	<b>11</b>	<b>17</b>	<b>12</b>
	SI	<b>10</b>	<b>5</b>	<b>12</b>	<b>11</b>	<b>20</b>	<b>11</b>
	SK	<b>11</b>	<b>6</b>	<b>14</b>	<b>11</b>	<b>20</b>	<b>8</b>
	FI	<b>6</b>	<b>5</b>	<b>15</b>	<b>11</b>	<b>17</b>	<b>15</b>
	SE	<b>5</b>	<b>4</b>	<b>14</b>	<b>14</b>	<b>24</b>	<b>13</b>
	UK	<b>6</b>	<b>2</b>	<b>6</b>	<b>7</b>	<b>25</b>	<b>14</b>

QC7.1 Sur une échelle de 1 à 10, pourriez-vous me dire si vous pensez que les efforts réalisés en (NOTRE PAYS) pour lutter contre toute forme de discrimination sont efficaces ? '1' signifie que vous considérez que ces efforts ne sont "pas du tout efficaces" et '10' que vous les considérez "très efficaces".

QC7.1 Using a scale from 1 to 10, please tell me if you think that the efforts made in (OUR COUNTRY) to fight all forms of discrimination are effective. '1' means you consider that these efforts are "not at all effective", and '10' that you consider that these efforts are "very effective".





























QC7.1 Bitte sagen Sie mir anhand einer Skala von 1 bis 10, ob die Bemühungen zur Bekämpfung aller Formen von Diskriminierung, die in (UNSEREM LAND) angestellt werden, Ihrer Meinung nach wirksam sind. '1' bedeutet, dass Sie diese Bemühungen für "überhaupt nicht wirksam" halten und '10', dass Sie diese Bemühungen für "sehr wirksam" halten.

		7	8	9	10 Très efficaces	Pas d'efforts réalisés en (NOTRE PAYS) (SPONTANE)	NSP
		7	8	9	10 Very effective	No efforts made in (OUR COUNTRY) (SPONTANEOUS)	DK
		7	8	9	10 Sehr wirksam	In (UNSEREM LAND) werden keine Bemühungen angestellt (SPONTAN)	Weiß nicht / Keine Angabe
%		EB 77.4	EB 77.4	EB 77.4	EB 77.4	EB 77.4	EB 77.4
 EU 27		<b>12</b>	<b>7</b>	<b>2</b>	<b>2</b>	<b>2</b>	<b>7</b>
 BE		<b>18</b>	<b>10</b>	<b>1</b>	<b>1</b>	<b>0</b>	<b>2</b>
 BG		<b>9</b>	<b>6</b>	<b>2</b>	<b>1</b>	<b>3</b>	<b>13</b>
 CZ		<b>10</b>	<b>4</b>	<b>1</b>	<b>1</b>	<b>5</b>	<b>3</b>
 DK		<b>17</b>	<b>10</b>	<b>2</b>	<b>2</b>	<b>2</b>	<b>2</b>
 DE		<b>11</b>	<b>7</b>	<b>2</b>	<b>2</b>	<b>1</b>	<b>9</b>
 EE		<b>8</b>	<b>5</b>	<b>2</b>	<b>3</b>	<b>5</b>	<b>12</b>
 IE		<b>12</b>	<b>9</b>	<b>3</b>	<b>3</b>	<b>6</b>	<b>16</b>
 EL		<b>7</b>	<b>4</b>	<b>0</b>	<b>1</b>	<b>5</b>	<b>3</b>
 ES		<b>12</b>	<b>10</b>	<b>3</b>	<b>3</b>	<b>1</b>	<b>5</b>
 FR		<b>7</b>	<b>4</b>	<b>1</b>	<b>1</b>	<b>1</b>	<b>5</b>
 IT		<b>14</b>	<b>5</b>	<b>1</b>	<b>1</b>	<b>6</b>	<b>3</b>
 CY		<b>7</b>	<b>5</b>	<b>0</b>	<b>2</b>	<b>7</b>	<b>6</b>
 LV		<b>3</b>	<b>3</b>	<b>1</b>	<b>1</b>	<b>12</b>	<b>14</b>
 LT		<b>6</b>	<b>3</b>	<b>1</b>	<b>3</b>	<b>2</b>	<b>12</b>
 LU		<b>14</b>	<b>12</b>	<b>3</b>	<b>3</b>	<b>2</b>	<b>9</b>
 HU		<b>6</b>	<b>3</b>	<b>1</b>	<b>1</b>	<b>4</b>	<b>3</b>
 MT		<b>17</b>	<b>9</b>	<b>2</b>	<b>4</b>	<b>2</b>	<b>13</b>
 NL		<b>20</b>	<b>7</b>	<b>0</b>	<b>1</b>	<b>0</b>	<b>4</b>
 AT		<b>15</b>	<b>10</b>	<b>2</b>	<b>2</b>	<b>6</b>	<b>10</b>
 PL		<b>8</b>	<b>4</b>	<b>3</b>	<b>2</b>	<b>3</b>	<b>17</b>
 PT		<b>12</b>	<b>5</b>	<b>0</b>	<b>0</b>	<b>10</b>	<b>13</b>
 RO		<b>12</b>	<b>9</b>	<b>3</b>	<b>2</b>	<b>4</b>	<b>14</b>
 SI		<b>11</b>	<b>9</b>	<b>2</b>	<b>2</b>	<b>3</b>	<b>4</b>
 SK		<b>9</b>	<b>7</b>	<b>2</b>	<b>2</b>	<b>5</b>	<b>5</b>
 FI		<b>16</b>	<b>9</b>	<b>2</b>	<b>2</b>	<b>0</b>	<b>2</b>
 SE		<b>15</b>	<b>6</b>	<b>1</b>	<b>1</b>	<b>0</b>	<b>3</b>
 UK		<b>15</b>	<b>11</b>	<b>3</b>	<b>5</b>	<b>1</b>	<b>5</b>

QC7.2 Sur une échelle de 1 à 10, pourriez-vous me dire si vous pensez que les efforts réalisés en (NOTRE PAYS) pour lutter contre toute forme de discrimination sont efficaces ? '1' signifie que vous considérez que ces efforts ne sont "pas du tout efficaces" et '10' que vous les considérez "très efficaces".

QC7.2 Using a scale from 1 to 10, please tell me if you think that the efforts made in (OUR COUNTRY) to fight all forms of discrimination are effective. '1' means you consider that these efforts are "not at all effective", and '10' that you consider that these efforts are "very effective".





























QC7.2 Bitte sagen Sie mir anhand einer Skala von 1 bis 10, ob die Bemühungen zur Bekämpfung aller Formen von Diskriminierung, die in (UNSEREM LAND) angestellt werden, Ihrer Meinung nach wirksam sind. '1' bedeutet, dass Sie diese Bemühungen für "überhaupt nicht wirksam" halten und '10', dass Sie diese Bemühungen für "sehr wirksam" halten.

		Total 'Pas efficaces' (1-4)'	Total 'Moyennement efficaces' (5-6)'	Total 'Efficaces' (7-10)'
		Total 'Not effective' (1-4)	Total 'Moderately effective' (5-6)	Total 'Effective' (7-10)
		Gesamt 'Ineffektiv' (1-4)'	Gesamt 'Weder ineffektiv noch effektiv' (5-6)	Gesamt 'Effektiv' (7-10)'
%		EB 77.4	EB 77.4	EB 77.4
 EU 27		<b>31</b>	<b>37</b>	<b>22</b>
 BE		<b>22</b>	<b>46</b>	<b>30</b>
 BG		<b>41</b>	<b>24</b>	<b>17</b>
 CZ		<b>48</b>	<b>28</b>	<b>15</b>
 DK		<b>25</b>	<b>41</b>	<b>30</b>
 DE		<b>25</b>	<b>43</b>	<b>22</b>
 EE		<b>33</b>	<b>32</b>	<b>17</b>
 IE		<b>15</b>	<b>36</b>	<b>27</b>
 EL		<b>46</b>	<b>34</b>	<b>13</b>
 ES		<b>32</b>	<b>34</b>	<b>27</b>
 FR		<b>39</b>	<b>42</b>	<b>12</b>
 IT		<b>33</b>	<b>37</b>	<b>21</b>
 CY		<b>41</b>	<b>32</b>	<b>14</b>
 LV		<b>36</b>	<b>30</b>	<b>8</b>
 LT		<b>36</b>	<b>37</b>	<b>13</b>
 LU		<b>22</b>	<b>35</b>	<b>32</b>
 HU		<b>53</b>	<b>29</b>	<b>11</b>
 MT		<b>21</b>	<b>32</b>	<b>32</b>
 NL		<b>24</b>	<b>44</b>	<b>28</b>
 AT		<b>18</b>	<b>36</b>	<b>30</b>
 PL		<b>34</b>	<b>30</b>	<b>17</b>
 PT		<b>27</b>	<b>33</b>	<b>17</b>
 RO		<b>26</b>	<b>29</b>	<b>27</b>
 SI		<b>38</b>	<b>31</b>	<b>24</b>
 SK		<b>42</b>	<b>28</b>	<b>20</b>
 FI		<b>37</b>	<b>32</b>	<b>29</b>
 SE		<b>38</b>	<b>37</b>	<b>22</b>
 UK		<b>21</b>	<b>39</b>	<b>34</b>

QC8 Connaissez-vous vos droits si vous étiez victime de discrimination ou de harcèlement ?

QC8 Would you know your rights if you were the victim of discrimination or harassment?





























QC8 Würden Sie Ihre Rechte kennen, falls Sie Opfer von Diskriminierung oder Belästigung werden würden?

%		Oui		Non		Cela dépend (SPONTANE)		NSP	
		Yes		No		That depends (SPONTANEOUS)		DK	
		Ja		Nein		Es kommt darauf an (SPONTAN)		Weiß nicht / Keine Angabe	
		EB 77.4	Diff. EB 71.2	EB 77.4	Diff. EB 71.2	EB 77.4	Diff. EB 71.2	EB 77.4	Diff. EB 71.2
	EU 27	<b>37</b>	4	<b>48</b>	-4	<b>12</b>	0	<b>3</b>	0
	BE	<b>38</b>	6	<b>52</b>	-2	<b>10</b>	-1	<b>0</b>	-3
	BG	<b>29</b>	8	<b>49</b>	-3	<b>16</b>	-1	<b>6</b>	-4
	CZ	<b>36</b>	3	<b>48</b>	-1	<b>14</b>	-1	<b>2</b>	-1
	DK	<b>50</b>	21	<b>42</b>	-23	<b>5</b>	0	<b>3</b>	2
	DE	<b>32</b>	6	<b>39</b>	-12	<b>25</b>	6	<b>4</b>	0
	EE	<b>30</b>	-2	<b>54</b>	1	<b>15</b>	2	<b>1</b>	-1
	IE	<b>44</b>	8	<b>35</b>	-9	<b>19</b>	4	<b>2</b>	-3
	EL	<b>37</b>	10	<b>48</b>	-15	<b>14</b>	4	<b>1</b>	1
	ES	<b>30</b>	-6	<b>61</b>	7	<b>8</b>	0	<b>1</b>	-1
	FR	<b>39</b>	1	<b>56</b>	-3	<b>4</b>	2	<b>1</b>	0
	IT	<b>31</b>	6	<b>43</b>	-5	<b>20</b>	-1	<b>6</b>	0
	CY	<b>43</b>	1	<b>42</b>	-7	<b>14</b>	5	<b>1</b>	1
	LV	<b>25</b>	1	<b>53</b>	-11	<b>19</b>	8	<b>3</b>	2
	LT	<b>39</b>	3	<b>47</b>	-2	<b>11</b>	1	<b>3</b>	-2
	LU	<b>35</b>	3	<b>50</b>	-6	<b>13</b>	5	<b>2</b>	-2
	HU	<b>31</b>	-1	<b>60</b>	8	<b>3</b>	-9	<b>6</b>	2
	MT	<b>41</b>	-4	<b>45</b>	4	<b>12</b>	4	<b>2</b>	-4
	NL	<b>45</b>	7	<b>46</b>	-9	<b>7</b>	2	<b>2</b>	0
	AT	<b>21</b>	5	<b>41</b>	-6	<b>34</b>	1	<b>4</b>	0
	PL	<b>33</b>	9	<b>58</b>	-5	<b>6</b>	-3	<b>3</b>	-1
	PT	<b>28</b>	4	<b>59</b>	3	<b>11</b>	-3	<b>2</b>	-4
	RO	<b>37</b>	7	<b>46</b>	-5	<b>12</b>	-1	<b>5</b>	-1
	SI	<b>47</b>	6	<b>27</b>	-11	<b>24</b>	6	<b>2</b>	-1
	SK	<b>36</b>	-5	<b>51</b>	3	<b>10</b>	3	<b>3</b>	-1
	FI	<b>71</b>	8	<b>20</b>	-7	<b>8</b>	0	<b>1</b>	-1
	SE	<b>61</b>	14	<b>33</b>	-10	<b>5</b>	-3	<b>1</b>	-1
	UK	<b>54</b>	5	<b>42</b>	-2	<b>2</b>	-3	<b>2</b>	0

QC9 Pensez-vous que, en raison de la crise économique, les politiques encourageant l'égalité et la diversité en (NOTRE PAYS) sont considérées comme moins importantes ou reçoivent moins de fonds ?

QC9 Do you think that due to the economic crisis the policies promoting equality and diversity in (OUR COUNTRY), are being regarded as less important or are receiving less funding?

QC9 Sind Sie der Meinung, dass politische Maßnahmen zur Förderung von Gleichberechtigung und Vielfalt in (UNSEREM LAND) aufgrund der Wirtschaftskrise als weniger wichtig angesehen werden oder weniger Fördermittel erhalten?

	%	Oui, tout à fait		Oui, plutôt		Non, pas vraiment		Non, pas du tout		NSP		Total 'Oui'		Total 'Non'	
		Yes, definitely		Yes, to some extent		No, not really		No, definitely not		DK		Total 'Yes'		Total 'No'	
		Ja, sicher		Ja, bis zu einem gewissen Grad		Nein, nicht wirklich		Nein, sicher nicht		Weiß nicht / Keine Angabe		Gesamt 'Ja'		Gesamt 'Nein'	
		EB	Diff. EB	EB	Diff. EB	EB	Diff. EB	EB	Diff. EB	EB	Diff. EB	EB	Diff. EB	EB	Diff. EB
		77.4	71.2	77.4	71.2	77.4	71.2	77.4	71.2	77.4	71.2	77.4	71.2	77.4	71.2
 EU 27		14	3	40	2	24	-2	7	-1	15	-2	54	5	31	-3
 BE		8	-1	50	8	33	0	4	-2	5	-5	58	7	37	-2
 BG		13	4	35	3	20	0	5	3	27	-10	48	7	25	3
 CZ		15	-2	51	7	20	-3	7	2	7	-4	66	5	27	-1
 DK		15	-4	51	3	22	-1	7	1	5	1	66	-1	29	0
 DE		9	-6	34	-2	30	6	13	2	14	0	43	-8	43	8
 EE		12	-7	45	4	20	1	6	2	17	0	57	-3	26	3
 IE		10	-11	46	4	20	6	5	1	19	0	56	-7	25	7
 EL		31	14	49	5	11	-17	2	-5	7	3	80	19	13	-22
 ES*		35		32		13		11		9		67		24	
 FR		10	0	35	1	27	-2	8	0	20	1	45	1	35	-2
 IT		11	5	39	6	25	-7	7	1	18	-5	50	11	32	-6
 CY		14	8	43	9	14	-2	9	-2	20	-13	57	17	23	-4
 LV		14	-7	42	-2	22	5	6	1	16	3	56	-9	28	6
 LT		11	0	42	1	20	1	7	2	20	-4	53	1	27	3
 LU		7	0	38	-2	32	5	8	4	15	-7	45	-2	40	9
 HU		13	0	48	5	26	2	5	-1	8	-6	61	5	31	1
 MT		12	5	30	6	19	-2	6	-3	33	-6	42	11	25	-5
 NL		19	-3	59	15	14	-8	2	-2	6	-2	78	12	16	-10
 AT		8	-1	49	6	29	1	6	-2	8	-4	57	5	35	-1
 PL		9	0	43	4	24	0	3	-1	21	-3	52	4	27	-1
 PT		8	0	41	3	19	2	4	-1	28	-4	49	3	23	1
 RO		12	-1	32	1	23	3	7	-2	26	-1	44	0	30	1
 SI		23	4	49	3	15	-5	4	-2	9	0	72	7	19	-7
 SK		18	7	50	-2	18	-5	4	0	10	0	68	5	22	-5
 FI		10	-1	54	1	26	2	5	3	5	-5	64	0	31	5
 SE		15	-5	49	1	22	4	11	2	3	-2	64	-4	33	6
 UK		8	-5	45	-2	27	5	3	-1	17	3	53	-7	30	4

\*A cause d'un problème technique, le terrain en Espagne pour la QC9 a été effectué par téléphone le 12 et le 13 novembre

\*Due to a technical issue, the fieldwork in Spain for QC9 was conducted by phone, the 12 and 13 November

\*Aufgrund eines technischen Fehlers wurde QC9 in Spanien am 12. und 13. November per Telefon erhoben

QC10.1 Pensez-vous que la crise économique contribue à l'augmentation de la discrimination sur la base ... sur le marché de l'emploi ?





























De l'origine ethnique

QC10.1 Do you think that the economic crisis is contributing to an increase in discrimination on the basis of ... in the labour market?

Ethnic origin

QC10.1 Wird wegen der Wirtschaftskrise Ihrer Ansicht nach die Diskriminierung auf dem Arbeitsmarkt aufgrund ... zunehmen?





























Der ethnischen Herkunft

		Oui, tout à fait		Oui, plutôt		Non, pas vraiment		Non, pas du tout		NSP		Total 'Oui'		Total 'Non'	
		Yes, definitely		Yes, to some extent		No, not really		No, definitely not		DK		Total 'Yes'		Total 'No'	
		Ja, sicher		Ja, bis zu einem gewissen Grad		Nein, nicht wirklich		Nein, sicher nicht		Weiß nicht / Keine Angabe		Gesamt 'Ja'		Gesamt 'Nein'	
%		EB	Diff.	EB	Diff.	EB	Diff.	EB	Diff.	EB	Diff.	EB	Diff.	EB	Diff.
		77.4	EB	77.4	EB	77.4	EB	77.4	EB	77.4	EB	77.4	EB	77.4	EB
			71.2		71.2		71.2		71.2		71.2		71.2		71.2
	EU 27	13	-3	39	-2	30	4	10	2	8	-1	52	-5	40	6
	BE	13	-4	49	4	31	4	5	-2	2	-2	62	0	36	2
	BG	12	-5	28	-10	21	-5	25	18	14	2	40	-15	46	13
	CZ	16	-4	42	0	26	1	13	5	3	-2	58	-4	39	6
	DK	10	-3	50	5	28	-3	10	2	2	-1	60	2	38	-1
	DE	9	-5	36	-3	37	8	11	0	7	0	45	-8	48	8
	EE	7	-9	37	-4	36	10	12	3	8	0	44	-13	48	13
	IE	9	-20	40	0	29	15	10	3	12	2	49	-20	39	18
	EL	35	1	41	-8	18	4	5	2	1	1	76	-7	23	6
	ES	24	-1	43	-6	22	6	7	2	4	-1	67	-7	29	8
	FR	22	3	43	2	20	-4	7	0	8	-1	65	5	27	-4
	IT	12	2	40	1	31	-1	11	4	6	-6	52	3	42	3
	CY	46	12	32	-12	9	0	12	6	1	-6	78	0	21	6
	LV	8	-4	31	-6	34	2	17	7	10	1	39	-10	51	9
	LT	3	-4	27	-6	39	6	20	7	11	-3	30	-10	59	13
	LU	10	-14	45	6	31	8	9	3	5	-3	55	-8	40	11
	HU	29	2	41	-3	19	1	7	3	4	-3	70	-1	26	4
	MT	16	-4	34	-1	20	6	11	2	19	-3	50	-5	31	8
	NL	13	-8	53	2	26	6	6	1	2	-1	66	-6	32	7
	AT	11	-4	44	-5	32	10	9	2	4	-3	55	-9	41	12
	PL	5	-3	26	-10	41	8	13	5	15	0	31	-13	54	13
	PT	12	1	40	-4	26	5	8	2	14	-4	52	-3	34	7
	RO	7	-7	32	2	30	3	17	3	14	-1	39	-5	47	6
	SI	13	-17	40	0	29	7	14	9	4	1	53	-17	43	16
	SK	19	0	44	-2	27	3	6	-2	4	1	63	-2	33	1
	FI	12	-9	52	-5	29	10	4	3	3	1	64	-14	33	13
	SE	16	-10	49	2	22	4	11	4	2	0	65	-8	33	8
	UK	7	-6	34	-7	41	10	7	2	11	1	41	-13	48	12

QC9 Pensez-vous que, en raison de la crise économique, les politiques encourageant l'égalité et la diversité en (NOTRE PAYS) sont considérées comme moins importantes ou reçoivent moins de fonds ?

QC9 Do you think that due to the economic crisis the policies promoting equality and diversity in (OUR COUNTRY), are being regarded as less important or are receiving less funding?

QC9 Sind Sie der Meinung, dass politische Maßnahmen zur Förderung von Gleichberechtigung und Vielfalt in (UNSEREM LAND) aufgrund der Wirtschaftskrise als weniger wichtig angesehen werden oder weniger Fördermittel erhalten?

	%	Oui, tout à fait		Oui, plutôt		Non, pas vraiment		Non, pas du tout		NSP		Total 'Oui'		Total 'Non'	
		Yes, definitely		Yes, to some extent		No, not really		No, definitely not		DK		Total 'Yes'		Total 'No'	
		Ja, sicher		Ja, bis zu einem gewissen Grad		Nein, nicht wirklich		Nein, sicher nicht		Weiß nicht / Keine Angabe		Gesamt 'Ja'		Gesamt 'Nein'	
		EB 77.4	Diff. EB 71.2	EB 77.4	Diff. EB 71.2	EB 77.4	Diff. EB 71.2	EB 77.4	Diff. EB 71.2	EB 77.4	Diff. EB 71.2	EB 77.4	Diff. EB 71.2	EB 77.4	Diff. EB 71.2
 EU 27		<b>14</b>	3	<b>40</b>	2	<b>24</b>	-2	<b>7</b>	-1	<b>15</b>	-2	<b>54</b>	5	<b>31</b>	-3
 BE		<b>8</b>	-1	<b>50</b>	8	<b>33</b>	0	<b>4</b>	-2	<b>5</b>	-5	<b>58</b>	7	<b>37</b>	-2
 BG		<b>13</b>	4	<b>35</b>	3	<b>20</b>	0	<b>5</b>	3	<b>27</b>	-10	<b>48</b>	7	<b>25</b>	3
 CZ		<b>15</b>	-2	<b>51</b>	7	<b>20</b>	-3	<b>7</b>	2	<b>7</b>	-4	<b>66</b>	5	<b>27</b>	-1
 DK		<b>15</b>	-4	<b>51</b>	3	<b>22</b>	-1	<b>7</b>	1	<b>5</b>	1	<b>66</b>	-1	<b>29</b>	0
 DE		<b>9</b>	-6	<b>34</b>	-2	<b>30</b>	6	<b>13</b>	2	<b>14</b>	0	<b>43</b>	-8	<b>43</b>	8
 EE		<b>12</b>	-7	<b>45</b>	4	<b>20</b>	1	<b>6</b>	2	<b>17</b>	0	<b>57</b>	-3	<b>26</b>	3
 IE		<b>10</b>	-11	<b>46</b>	4	<b>20</b>	6	<b>5</b>	1	<b>19</b>	0	<b>56</b>	-7	<b>25</b>	7
 EL		<b>31</b>	14	<b>49</b>	5	<b>11</b>	-17	<b>2</b>	-5	<b>7</b>	3	<b>80</b>	19	<b>13</b>	-22
 ES*		<b>35</b>		<b>32</b>		<b>13</b>		<b>11</b>		<b>9</b>		<b>67</b>		<b>24</b>	
 FR		<b>10</b>	0	<b>35</b>	1	<b>27</b>	-2	<b>8</b>	0	<b>20</b>	1	<b>45</b>	1	<b>35</b>	-2
 IT		<b>11</b>	5	<b>39</b>	6	<b>25</b>	-7	<b>7</b>	1	<b>18</b>	-5	<b>50</b>	11	<b>32</b>	-6
 CY		<b>14</b>	8	<b>43</b>	9	<b>14</b>	-2	<b>9</b>	-2	<b>20</b>	-13	<b>57</b>	17	<b>23</b>	-4
 LV		<b>14</b>	-7	<b>42</b>	-2	<b>22</b>	5	<b>6</b>	1	<b>16</b>	3	<b>56</b>	-9	<b>28</b>	6
 LT		<b>11</b>	0	<b>42</b>	1	<b>20</b>	1	<b>7</b>	2	<b>20</b>	-4	<b>53</b>	1	<b>27</b>	3
 LU		<b>7</b>	0	<b>38</b>	-2	<b>32</b>	5	<b>8</b>	4	<b>15</b>	-7	<b>45</b>	-2	<b>40</b>	9
 HU		<b>13</b>	0	<b>48</b>	5	<b>26</b>	2	<b>5</b>	-1	<b>8</b>	-6	<b>61</b>	5	<b>31</b>	1
 MT		<b>12</b>	5	<b>30</b>	6	<b>19</b>	-2	<b>6</b>	-3	<b>33</b>	-6	<b>42</b>	11	<b>25</b>	-5
 NL		<b>19</b>	-3	<b>59</b>	15	<b>14</b>	-8	<b>2</b>	-2	<b>6</b>	-2	<b>78</b>	12	<b>16</b>	-10
 AT		<b>8</b>	-1	<b>49</b>	6	<b>29</b>	1	<b>6</b>	-2	<b>8</b>	-4	<b>57</b>	5	<b>35</b>	-1
 PL		<b>9</b>	0	<b>43</b>	4	<b>24</b>	0	<b>3</b>	-1	<b>21</b>	-3	<b>52</b>	4	<b>27</b>	-1
 PT		<b>8</b>	0	<b>41</b>	3	<b>19</b>	2	<b>4</b>	-1	<b>28</b>	-4	<b>49</b>	3	<b>23</b>	1
 RO		<b>12</b>	-1	<b>32</b>	1	<b>23</b>	3	<b>7</b>	-2	<b>26</b>	-1	<b>44</b>	0	<b>30</b>	1
 SI		<b>23</b>	4	<b>49</b>	3	<b>15</b>	-5	<b>4</b>	-2	<b>9</b>	0	<b>72</b>	7	<b>19</b>	-7
 SK		<b>18</b>	7	<b>50</b>	-2	<b>18</b>	-5	<b>4</b>	0	<b>10</b>	0	<b>68</b>	5	<b>22</b>	-5
 FI		<b>10</b>	-1	<b>54</b>	1	<b>26</b>	2	<b>5</b>	3	<b>5</b>	-5	<b>64</b>	0	<b>31</b>	5
 SE		<b>15</b>	-5	<b>49</b>	1	<b>22</b>	4	<b>11</b>	2	<b>3</b>	-2	<b>64</b>	-4	<b>33</b>	6
 UK		<b>8</b>	-5	<b>45</b>	-2	<b>27</b>	5	<b>3</b>	-1	<b>17</b>	3	<b>53</b>	-7	<b>30</b>	4

\*A cause d'un problème technique, le terrain en Espagne pour la QC9 a été effectué par téléphone le 12 et le 13 novembre

\*Due to a technical issue, the fieldwork in Spain for QC9 was conducted by phone, the 12 and 13 November

\*Aufgrund eines technischen Fehlers wurde QC9 in Spanien am 12. und 13. November per Telefon erhoben

QC10.2 Pensez-vous que la crise économique contribue à l'augmentation de la discrimination sur la base ... sur le marché de l'emploi ?





























De l'orientation sexuelle (être homosexuel, lesbienne ou bisexuel)

QC10.2 Do you think that the economic crisis is contributing to an increase in discrimination on the basis of ... in the labour market?

Sexual orientation (being gay, lesbian or bisexual)

QC10.2 Wird wegen der Wirtschaftskrise Ihrer Ansicht nach die Diskriminierung auf dem Arbeitsmarkt aufgrund ... zunehmen?

Der sexuellen Orientierung (weil jemand schwul, lesbisch oder bisexuell ist)

	%	Oui, tout à fait		Oui, plutôt		Non, pas vraiment		Non, pas du tout		NSP		Total 'Oui'		Total 'Non'	
		Yes, definitely		Yes, to some extent		No, not really		No, definitely not		DK		Total 'Yes'		Total 'No'	
		Ja, sicher		Ja, bis zu einem gewissen Grad		Nein, nicht wirklich		Nein, sicher nicht		Weiß nicht / Keine Angabe		Gesamt 'Ja'		Gesamt 'Nein'	
		EB	Diff.	EB	Diff.	EB	Diff.	EB	Diff.	EB	Diff.	EB	Diff.	EB	Diff.
		77.4	EB	77.4	EB	77.4	EB	77.4	EB	77.4	EB	77.4	EB	77.4	EB
			71.2		71.2		71.2		71.2		71.2		71.2		71.2
 EU 27		<b>9</b>	0	<b>27</b>	-1	<b>39</b>	0	<b>15</b>	2	<b>10</b>	-1	<b>36</b>	-1	<b>54</b>	2
 BE		<b>5</b>	-3	<b>28</b>	4	<b>55</b>	6	<b>11</b>	-5	<b>1</b>	-2	<b>33</b>	1	<b>66</b>	1
 BG		<b>4</b>	-7	<b>12</b>	-12	<b>15</b>	-15	<b>32</b>	22	<b>37</b>	12	<b>16</b>	-19	<b>47</b>	7
 CZ		<b>5</b>	0	<b>25</b>	0	<b>34</b>	-4	<b>31</b>	5	<b>5</b>	-1	<b>30</b>	0	<b>65</b>	1
 DK		<b>4</b>	0	<b>24</b>	-1	<b>47</b>	-3	<b>22</b>	4	<b>3</b>	0	<b>28</b>	-1	<b>69</b>	1
 DE		<b>4</b>	-1	<b>22</b>	-1	<b>46</b>	4	<b>21</b>	-1	<b>7</b>	-1	<b>26</b>	-2	<b>67</b>	3
 EE		<b>10</b>	-1	<b>29</b>	3	<b>33</b>	0	<b>15</b>	-2	<b>13</b>	0	<b>39</b>	2	<b>48</b>	-2
 IE		<b>3</b>	-5	<b>22</b>	-5	<b>44</b>	5	<b>16</b>	4	<b>15</b>	1	<b>25</b>	-10	<b>60</b>	9
 EL		<b>26</b>	7	<b>38</b>	-4	<b>26</b>	-5	<b>7</b>	0	<b>3</b>	2	<b>64</b>	3	<b>33</b>	-5
 ES		<b>16</b>	5	<b>31</b>	0	<b>35</b>	-1	<b>13</b>	-1	<b>5</b>	-3	<b>47</b>	5	<b>48</b>	-2
 FR		<b>11</b>	-2	<b>26</b>	0	<b>38</b>	-1	<b>14</b>	2	<b>11</b>	1	<b>37</b>	-2	<b>52</b>	1
 IT		<b>14</b>	7	<b>37</b>	7	<b>30</b>	-11	<b>11</b>	1	<b>8</b>	-4	<b>51</b>	14	<b>41</b>	-10
 CY		<b>32</b>	17	<b>39</b>	0	<b>17</b>	-4	<b>6</b>	-6	<b>6</b>	-7	<b>71</b>	17	<b>23</b>	-10
 LV		<b>7</b>	-4	<b>24</b>	-7	<b>33</b>	1	<b>19</b>	6	<b>17</b>	4	<b>31</b>	-11	<b>52</b>	7
 LT		<b>7</b>	-1	<b>27</b>	-3	<b>31</b>	3	<b>20</b>	7	<b>15</b>	-6	<b>34</b>	-4	<b>51</b>	10
 LU		<b>5</b>	-7	<b>23</b>	-5	<b>48</b>	7	<b>18</b>	9	<b>6</b>	-4	<b>28</b>	-12	<b>66</b>	16
 HU		<b>9</b>	-1	<b>31</b>	1	<b>34</b>	-5	<b>16</b>	7	<b>10</b>	-2	<b>40</b>	0	<b>50</b>	2
 MT		<b>9</b>	3	<b>26</b>	5	<b>32</b>	-6	<b>15</b>	1	<b>18</b>	-3	<b>35</b>	8	<b>47</b>	-5
 NL		<b>3</b>	-4	<b>27</b>	-3	<b>54</b>	7	<b>13</b>	1	<b>3</b>	-1	<b>30</b>	-7	<b>67</b>	8
 AT		<b>5</b>	0	<b>28</b>	-5	<b>45</b>	6	<b>15</b>	1	<b>7</b>	-2	<b>33</b>	-5	<b>60</b>	7
 PL		<b>7</b>	-1	<b>23</b>	-7	<b>39</b>	4	<b>13</b>	5	<b>18</b>	-1	<b>30</b>	-8	<b>52</b>	9
 PT		<b>12</b>	2	<b>36</b>	-4	<b>28</b>	3	<b>8</b>	3	<b>16</b>	-4	<b>48</b>	-2	<b>36</b>	6
 RO		<b>10</b>	-8	<b>24</b>	-1	<b>27</b>	3	<b>17</b>	5	<b>22</b>	1	<b>34</b>	-9	<b>44</b>	8
 SI		<b>10</b>	-17	<b>35</b>	0	<b>31</b>	6	<b>16</b>	8	<b>8</b>	3	<b>45</b>	-17	<b>47</b>	14
 SK		<b>13</b>	4	<b>32</b>	4	<b>33</b>	-10	<b>14</b>	0	<b>8</b>	2	<b>45</b>	8	<b>47</b>	-10
 FI		<b>5</b>	-8	<b>40</b>	-4	<b>44</b>	8	<b>7</b>	4	<b>4</b>	0	<b>45</b>	-12	<b>51</b>	12
 SE		<b>6</b>	-3	<b>25</b>	-3	<b>39</b>	-1	<b>28</b>	10	<b>2</b>	-3	<b>31</b>	-6	<b>67</b>	9
 UK		<b>4</b>	-4	<b>21</b>	-9	<b>51</b>	7	<b>10</b>	2	<b>14</b>	4	<b>25</b>	-13	<b>61</b>	9



QC10.3 Pensez-vous que la crise économique contribue à l'augmentation de la discrimination sur la base ... sur le marché de l'emploi ?





























De l'âge pour ceux qui sont âgés de plus de 55 ans

QC10.3 Do you think that the economic crisis is contributing to an increase in discrimination on the basis of ... in the labour market?

Being over 55 years old

QC10.3 Wird wegen der Wirtschaftskrise Ihrer Ansicht nach die Diskriminierung auf dem Arbeitsmarkt aufgrund ... zunehmen?

Des Alters, weil jemand älter als 55 Jahre ist

		Oui, tout à fait Yes, definitely Ja, sicher	Oui, plutôt Yes, to some extent Ja, bis zu einem gewissen Grad	Non, pas vraiment No, not really Nein, nicht wirklich	Non, pas du tout No, definitely not Nein, sicher nicht	NSP DK Weiß nicht / Keine Angabe	Total 'Oui' Total 'Yes' Gesamt 'Ja'	Total 'Non' Total 'No' Gesamt 'Nein'
%		EB 77.4	EB 77.4	EB 77.4	EB 77.4	EB 77.4	EB 77.4	EB 77.4
	EU 27	<b>27</b>	<b>40</b>	<b>20</b>	<b>7</b>	<b>6</b>	<b>67</b>	<b>27</b>
	BE	<b>21</b>	<b>49</b>	<b>25</b>	<b>4</b>	<b>1</b>	<b>70</b>	<b>29</b>
	BG	<b>32</b>	<b>33</b>	<b>9</b>	<b>14</b>	<b>12</b>	<b>65</b>	<b>23</b>
	CZ	<b>43</b>	<b>34</b>	<b>12</b>	<b>9</b>	<b>2</b>	<b>77</b>	<b>21</b>
	DK	<b>18</b>	<b>52</b>	<b>19</b>	<b>9</b>	<b>2</b>	<b>70</b>	<b>28</b>
	DE	<b>21</b>	<b>39</b>	<b>27</b>	<b>9</b>	<b>4</b>	<b>60</b>	<b>36</b>
	EE	<b>26</b>	<b>45</b>	<b>17</b>	<b>6</b>	<b>6</b>	<b>71</b>	<b>23</b>
	IE	<b>11</b>	<b>37</b>	<b>29</b>	<b>12</b>	<b>11</b>	<b>48</b>	<b>41</b>
	EL	<b>45</b>	<b>37</b>	<b>11</b>	<b>6</b>	<b>1</b>	<b>82</b>	<b>17</b>
	ES	<b>45</b>	<b>36</b>	<b>11</b>	<b>4</b>	<b>4</b>	<b>81</b>	<b>15</b>
	FR	<b>32</b>	<b>46</b>	<b>13</b>	<b>4</b>	<b>5</b>	<b>78</b>	<b>17</b>
	IT	<b>24</b>	<b>40</b>	<b>20</b>	<b>9</b>	<b>7</b>	<b>64</b>	<b>29</b>
	CY	<b>55</b>	<b>38</b>	<b>3</b>	<b>3</b>	<b>1</b>	<b>93</b>	<b>6</b>
	LV	<b>36</b>	<b>40</b>	<b>13</b>	<b>5</b>	<b>6</b>	<b>76</b>	<b>18</b>
	LT	<b>26</b>	<b>39</b>	<b>18</b>	<b>11</b>	<b>6</b>	<b>65</b>	<b>29</b>
	LU	<b>25</b>	<b>46</b>	<b>19</b>	<b>7</b>	<b>3</b>	<b>71</b>	<b>26</b>
	HU	<b>42</b>	<b>38</b>	<b>12</b>	<b>5</b>	<b>3</b>	<b>80</b>	<b>17</b>
	MT	<b>19</b>	<b>36</b>	<b>21</b>	<b>13</b>	<b>11</b>	<b>55</b>	<b>34</b>
	NL	<b>41</b>	<b>43</b>	<b>12</b>	<b>3</b>	<b>1</b>	<b>84</b>	<b>15</b>
	AT	<b>25</b>	<b>40</b>	<b>23</b>	<b>10</b>	<b>2</b>	<b>65</b>	<b>33</b>
	PL	<b>21</b>	<b>39</b>	<b>22</b>	<b>8</b>	<b>10</b>	<b>60</b>	<b>30</b>
	PT	<b>29</b>	<b>38</b>	<b>18</b>	<b>5</b>	<b>10</b>	<b>67</b>	<b>23</b>
	RO	<b>21</b>	<b>37</b>	<b>18</b>	<b>11</b>	<b>13</b>	<b>58</b>	<b>29</b>
	SI	<b>35</b>	<b>44</b>	<b>13</b>	<b>6</b>	<b>2</b>	<b>79</b>	<b>19</b>
	SK	<b>43</b>	<b>40</b>	<b>11</b>	<b>4</b>	<b>2</b>	<b>83</b>	<b>15</b>
	FI	<b>18</b>	<b>48</b>	<b>27</b>	<b>4</b>	<b>3</b>	<b>66</b>	<b>31</b>
	SE	<b>19</b>	<b>48</b>	<b>22</b>	<b>10</b>	<b>1</b>	<b>67</b>	<b>32</b>
	UK	<b>11</b>	<b>40</b>	<b>33</b>	<b>6</b>	<b>10</b>	<b>51</b>	<b>39</b>

QC10.4 Pensez-vous que la crise économique contribue à l'augmentation de la discrimination sur la base ... sur le marché de l'emploi ?





























De l'âge pour ceux qui sont âgés de moins de 30 ans

QC10.4 Do you think that the economic crisis is contributing to an increase in discrimination on the basis of ... in the labour market?

Being under 30 years old

QC10.4 Wird wegen der Wirtschaftskrise Ihrer Ansicht nach die Diskriminierung auf dem Arbeitsmarkt aufgrund ... zunehmen?

Des Alters, weil jemand jünger als 30 Jahre ist

		Oui, tout à fait	Oui, plutôt	Non, pas vraiment	Non, pas du tout	NSP	Total 'Oui'	Total 'Non'
		Yes, definitely	Yes, to some extent	No, not really	No, definitely not	DK	Total 'Yes'	Total 'No'
		Ja, sicher	Ja, bis zu einem gewissen Grad	Nein, nicht wirklich	Nein, sicher nicht	Weiß nicht / Keine Angabe	Gesamt 'Ja'	Gesamt 'Nein'
%		EB 77.4	EB 77.4	EB 77.4	EB 77.4	EB 77.4	EB 77.4	EB 77.4
	EU 27	<b>7</b>	<b>24</b>	<b>40</b>	<b>22</b>	<b>7</b>	<b>31</b>	<b>62</b>
	BE	<b>5</b>	<b>26</b>	<b>52</b>	<b>16</b>	<b>1</b>	<b>31</b>	<b>68</b>
	BG	<b>5</b>	<b>20</b>	<b>26</b>	<b>35</b>	<b>14</b>	<b>25</b>	<b>61</b>
	CZ	<b>7</b>	<b>23</b>	<b>34</b>	<b>33</b>	<b>3</b>	<b>30</b>	<b>67</b>
	DK	<b>4</b>	<b>28</b>	<b>48</b>	<b>18</b>	<b>2</b>	<b>32</b>	<b>66</b>
	DE	<b>2</b>	<b>13</b>	<b>43</b>	<b>38</b>	<b>4</b>	<b>15</b>	<b>81</b>
	EE	<b>5</b>	<b>26</b>	<b>38</b>	<b>22</b>	<b>9</b>	<b>31</b>	<b>60</b>
	IE	<b>2</b>	<b>11</b>	<b>49</b>	<b>26</b>	<b>12</b>	<b>13</b>	<b>75</b>
	EL	<b>18</b>	<b>32</b>	<b>32</b>	<b>17</b>	<b>1</b>	<b>50</b>	<b>49</b>
	ES	<b>13</b>	<b>32</b>	<b>33</b>	<b>18</b>	<b>4</b>	<b>45</b>	<b>51</b>
	FR	<b>14</b>	<b>33</b>	<b>33</b>	<b>13</b>	<b>7</b>	<b>47</b>	<b>46</b>
	IT	<b>8</b>	<b>24</b>	<b>38</b>	<b>23</b>	<b>7</b>	<b>32</b>	<b>61</b>
	CY	<b>13</b>	<b>28</b>	<b>30</b>	<b>27</b>	<b>2</b>	<b>41</b>	<b>57</b>
	LV	<b>11</b>	<b>33</b>	<b>33</b>	<b>15</b>	<b>8</b>	<b>44</b>	<b>48</b>
	LT	<b>7</b>	<b>32</b>	<b>32</b>	<b>22</b>	<b>7</b>	<b>39</b>	<b>54</b>
	LU	<b>7</b>	<b>25</b>	<b>44</b>	<b>21</b>	<b>3</b>	<b>32</b>	<b>65</b>
	HU	<b>9</b>	<b>33</b>	<b>36</b>	<b>18</b>	<b>4</b>	<b>42</b>	<b>54</b>
	MT	<b>3</b>	<b>9</b>	<b>41</b>	<b>32</b>	<b>15</b>	<b>12</b>	<b>73</b>
	NL	<b>4</b>	<b>23</b>	<b>48</b>	<b>23</b>	<b>2</b>	<b>27</b>	<b>71</b>
	AT	<b>4</b>	<b>17</b>	<b>44</b>	<b>33</b>	<b>2</b>	<b>21</b>	<b>77</b>
	PL	<b>5</b>	<b>18</b>	<b>46</b>	<b>18</b>	<b>13</b>	<b>23</b>	<b>64</b>
	PT	<b>6</b>	<b>26</b>	<b>37</b>	<b>18</b>	<b>13</b>	<b>32</b>	<b>55</b>
	RO	<b>7</b>	<b>24</b>	<b>33</b>	<b>21</b>	<b>15</b>	<b>31</b>	<b>54</b>
	SI	<b>12</b>	<b>32</b>	<b>34</b>	<b>20</b>	<b>2</b>	<b>44</b>	<b>54</b>
	SK	<b>8</b>	<b>32</b>	<b>39</b>	<b>17</b>	<b>4</b>	<b>40</b>	<b>56</b>
	FI	<b>4</b>	<b>26</b>	<b>54</b>	<b>12</b>	<b>4</b>	<b>30</b>	<b>66</b>
	SE	<b>6</b>	<b>28</b>	<b>35</b>	<b>29</b>	<b>2</b>	<b>34</b>	<b>64</b>
	UK	<b>6</b>	<b>25</b>	<b>48</b>	<b>10</b>	<b>11</b>	<b>31</b>	<b>58</b>

QC10.5 Pensez-vous que la crise économique contribue à l'augmentation de la discrimination sur la base ... sur le marché de l'emploi ?





























De la religion ou des convictions

QC10.5 Do you think that the economic crisis is contributing to an increase in discrimination on the basis of ... in the labour market?

Religion or beliefs

QC10.5 Wird wegen der Wirtschaftskrise Ihrer Ansicht nach die Diskriminierung auf dem Arbeitsmarkt aufgrund ... zunehmen?

Der Religion oder des Glaubensbekenntnisses

%		Oui, tout à fait		Oui, plutôt		Non, pas vraiment		Non, pas du tout		NSP		Total 'Oui'		Total 'Non'	
		Yes, definitely		Yes, to some extent		No, not really		No, definitely not		DK		Total 'Yes'		Total 'No'	
		Ja, sicher		Ja, bis zu einem gewissen Grad		Nein, nicht wirklich		Nein, sicher nicht		Weiß nicht / Keine Angabe		Gesamt 'Ja'		Gesamt 'Nein'	
		EB	Diff.	EB	Diff.	EB	Diff.	EB	Diff.	EB	Diff.	EB	Diff.	EB	Diff.
		77.4	EB	77.4	EB	77.4	EB	77.4	EB	77.4	EB	77.4	EB	77.4	EB
			71.2		71.2		71.2		71.2		71.2		71.2		71.2
	EU 27	<b>7</b>	-3	<b>28</b>	-4	<b>40</b>	4	<b>17</b>	4	<b>8</b>	-1	<b>35</b>	-7	<b>57</b>	8
	BE	<b>10</b>	-4	<b>45</b>	7	<b>37</b>	2	<b>6</b>	-4	<b>2</b>	-1	<b>55</b>	3	<b>43</b>	-2
	BG	<b>2</b>	-8	<b>12</b>	-14	<b>27</b>	-11	<b>39</b>	28	<b>20</b>	5	<b>14</b>	-22	<b>66</b>	17
	CZ	<b>3</b>	-2	<b>17</b>	-4	<b>34</b>	-6	<b>43</b>	14	<b>3</b>	-2	<b>20</b>	-6	<b>77</b>	8
	DK	<b>5</b>	-5	<b>39</b>	-2	<b>37</b>	1	<b>16</b>	6	<b>3</b>	0	<b>44</b>	-7	<b>53</b>	7
	DE	<b>6</b>	-3	<b>26</b>	-1	<b>44</b>	5	<b>18</b>	-1	<b>6</b>	0	<b>32</b>	-4	<b>62</b>	4
	EE	<b>4</b>	-5	<b>25</b>	-2	<b>41</b>	3	<b>21</b>	4	<b>9</b>	0	<b>29</b>	-7	<b>62</b>	7
	IE	<b>2</b>	-5	<b>14</b>	-14	<b>45</b>	8	<b>27</b>	11	<b>12</b>	0	<b>16</b>	-19	<b>72</b>	19
	EL	<b>16</b>	-3	<b>34</b>	-10	<b>34</b>	6	<b>14</b>	5	<b>2</b>	2	<b>50</b>	-13	<b>48</b>	11
	ES	<b>13</b>	1	<b>28</b>	-5	<b>36</b>	3	<b>18</b>	3	<b>5</b>	-2	<b>41</b>	-4	<b>54</b>	6
	FR	<b>14</b>	-1	<b>37</b>	3	<b>30</b>	-1	<b>10</b>	0	<b>9</b>	-1	<b>51</b>	2	<b>40</b>	-1
	IT	<b>9</b>	2	<b>30</b>	-3	<b>38</b>	-1	<b>17</b>	8	<b>6</b>	-6	<b>39</b>	-1	<b>55</b>	7
	CY	<b>10</b>	-3	<b>34</b>	-7	<b>34</b>	8	<b>21</b>	9	<b>1</b>	-7	<b>44</b>	-10	<b>55</b>	17
	LV	<b>4</b>	-2	<b>18</b>	-7	<b>38</b>	-3	<b>30</b>	11	<b>10</b>	1	<b>22</b>	-9	<b>68</b>	8
	LT	<b>4</b>	-1	<b>19</b>	-5	<b>40</b>	4	<b>28</b>	8	<b>9</b>	-6	<b>23</b>	-6	<b>68</b>	12
	LU	<b>8</b>	-5	<b>29</b>	-1	<b>41</b>	1	<b>18</b>	9	<b>4</b>	-4	<b>37</b>	-6	<b>59</b>	10
	HU	<b>5</b>	-1	<b>21</b>	-1	<b>39</b>	-1	<b>28</b>	7	<b>7</b>	-4	<b>26</b>	-2	<b>67</b>	6
	MT	<b>4</b>	-3	<b>16</b>	-6	<b>38</b>	4	<b>29</b>	13	<b>13</b>	-8	<b>20</b>	-9	<b>67</b>	17
	NL	<b>7</b>	-7	<b>38</b>	-2	<b>45</b>	10	<b>8</b>	1	<b>2</b>	-2	<b>45</b>	-9	<b>53</b>	11
	AT	<b>5</b>	-5	<b>37</b>	-7	<b>41</b>	13	<b>13</b>	3	<b>4</b>	-4	<b>42</b>	-12	<b>54</b>	16
	PL	<b>4</b>	-1	<b>17</b>	-11	<b>47</b>	5	<b>18</b>	7	<b>14</b>	0	<b>21</b>	-12	<b>65</b>	12
	PT	<b>6</b>	-1	<b>26</b>	-8	<b>37</b>	7	<b>17</b>	7	<b>14</b>	-5	<b>32</b>	-9	<b>54</b>	14
	RO	<b>5</b>	-5	<b>14</b>	-10	<b>35</b>	1	<b>31</b>	14	<b>15</b>	0	<b>19</b>	-15	<b>66</b>	15
	SI	<b>9</b>	-17	<b>31</b>	-6	<b>35</b>	9	<b>22</b>	15	<b>3</b>	-1	<b>40</b>	-23	<b>57</b>	24
	SK	<b>4</b>	-1	<b>19</b>	-1	<b>45</b>	2	<b>28</b>	0	<b>4</b>	0	<b>23</b>	-2	<b>73</b>	2
	FI	<b>3</b>	-8	<b>33</b>	-12	<b>52</b>	14	<b>9</b>	5	<b>3</b>	1	<b>36</b>	-20	<b>61</b>	19
	SE	<b>10</b>	-2	<b>45</b>	3	<b>29</b>	-2	<b>15</b>	4	<b>1</b>	-3	<b>55</b>	1	<b>44</b>	2
	UK	<b>5</b>	-5	<b>25</b>	-7	<b>49</b>	9	<b>10</b>	3	<b>11</b>	0	<b>30</b>	-12	<b>59</b>	12

QC10.6 Pensez-vous que la crise économique contribue à l'augmentation de la discrimination sur la base ... sur le marché de l'emploi ?





























D'un handicap

QC10.6 Do you think that the economic crisis is contributing to an increase in discrimination on the basis of ... in the labour market?

Disability

QC10.6 Wird wegen der Wirtschaftskrise Ihrer Ansicht nach die Diskriminierung auf dem Arbeitsmarkt aufgrund ... zunehmen?

Einer Behinderung

	%	Oui, tout à fait		Oui, plutôt		Non, pas vraiment		Non, pas du tout		NSP		Total 'Oui'		Total 'Non'	
		Yes, definitely		Yes, to some extent		No, not really		No, definitely not		DK		Total 'Yes'		Total 'No'	
		Ja, sicher		Ja, bis zu einem gewissen Grad		Nein, nicht wirklich		Nein, sicher nicht		Weiß nicht / Keine Angabe		Gesamt 'Ja'		Gesamt 'Nein'	
		EB	Diff.	EB	Diff.	EB	Diff.	EB	Diff.	EB	Diff.	EB	Diff.	EB	Diff.
		77.4	EB	77.4	EB	77.4	EB	77.4	EB	77.4	EB	77.4	EB	77.4	EB
			71.2		71.2		71.2		71.2		71.2		71.2		71.2
 EU 27		<b>13</b>	-3	<b>40</b>	0	<b>30</b>	2	<b>10</b>	2	<b>7</b>	-1	<b>53</b>	-3	<b>40</b>	4
 BE		<b>9</b>	-5	<b>45</b>	4	<b>38</b>	5	<b>6</b>	-3	<b>2</b>	-1	<b>54</b>	-1	<b>44</b>	2
 BG		<b>11</b>	-9	<b>30</b>	-10	<b>18</b>	-2	<b>20</b>	15	<b>21</b>	6	<b>41</b>	-19	<b>38</b>	13
 CZ		<b>23</b>	2	<b>42</b>	-4	<b>20</b>	-3	<b>12</b>	6	<b>3</b>	-1	<b>65</b>	-2	<b>32</b>	3
 DK		<b>7</b>	-4	<b>45</b>	1	<b>33</b>	1	<b>12</b>	2	<b>3</b>	0	<b>52</b>	-3	<b>45</b>	3
 DE		<b>9</b>	-7	<b>34</b>	-4	<b>37</b>	8	<b>16</b>	4	<b>4</b>	-1	<b>43</b>	-11	<b>53</b>	12
 EE		<b>20</b>	-6	<b>47</b>	1	<b>18</b>	2	<b>8</b>	4	<b>7</b>	-1	<b>67</b>	-5	<b>26</b>	6
 IE		<b>4</b>	-7	<b>33</b>	-6	<b>35</b>	7	<b>15</b>	4	<b>13</b>	2	<b>37</b>	-13	<b>50</b>	11
 EL		<b>28</b>	2	<b>49</b>	-2	<b>18</b>	0	<b>4</b>	-1	<b>1</b>	1	<b>77</b>	0	<b>22</b>	-1
 ES		<b>19</b>	1	<b>39</b>	-3	<b>26</b>	1	<b>12</b>	4	<b>4</b>	-3	<b>58</b>	-2	<b>38</b>	5
 FR		<b>15</b>	-3	<b>46</b>	7	<b>24</b>	-3	<b>8</b>	-1	<b>7</b>	0	<b>61</b>	4	<b>32</b>	-4
 IT		<b>13</b>	5	<b>41</b>	8	<b>29</b>	-8	<b>10</b>	0	<b>7</b>	-5	<b>54</b>	13	<b>39</b>	-8
 CY		<b>33</b>	19	<b>49</b>	-7	<b>10</b>	-3	<b>5</b>	-4	<b>3</b>	-5	<b>82</b>	12	<b>15</b>	-7
 LV		<b>22</b>	-8	<b>43</b>	-2	<b>20</b>	6	<b>7</b>	2	<b>8</b>	2	<b>65</b>	-10	<b>27</b>	8
 LT		<b>15</b>	-5	<b>42</b>	0	<b>23</b>	6	<b>13</b>	5	<b>7</b>	-6	<b>57</b>	-5	<b>36</b>	11
 LU		<b>9</b>	-8	<b>40</b>	1	<b>34</b>	4	<b>12</b>	5	<b>5</b>	-2	<b>49</b>	-7	<b>46</b>	9
 HU		<b>19</b>	-4	<b>49</b>	3	<b>20</b>	0	<b>8</b>	4	<b>4</b>	-3	<b>68</b>	-1	<b>28</b>	4
 MT		<b>6</b>	-2	<b>21</b>	-4	<b>38</b>	7	<b>20</b>	4	<b>15</b>	-5	<b>27</b>	-6	<b>58</b>	11
 NL		<b>21</b>	5	<b>51</b>	0	<b>22</b>	-2	<b>4</b>	-2	<b>2</b>	-1	<b>72</b>	5	<b>26</b>	-4
 AT		<b>8</b>	-3	<b>44</b>	-2	<b>34</b>	8	<b>11</b>	0	<b>3</b>	-3	<b>52</b>	-5	<b>45</b>	8
 PL		<b>11</b>	1	<b>34</b>	-7	<b>34</b>	5	<b>10</b>	3	<b>11</b>	-2	<b>45</b>	-6	<b>44</b>	8
 PT		<b>18</b>	2	<b>42</b>	-1	<b>23</b>	4	<b>6</b>	2	<b>11</b>	-7	<b>60</b>	1	<b>29</b>	6
 RO		<b>14</b>	-3	<b>33</b>	0	<b>22</b>	0	<b>15</b>	3	<b>16</b>	0	<b>47</b>	-3	<b>37</b>	3
 SI		<b>24</b>	-11	<b>49</b>	8	<b>17</b>	0	<b>8</b>	4	<b>2</b>	-1	<b>73</b>	-3	<b>25</b>	4
 SK		<b>23</b>	7	<b>51</b>	4	<b>18</b>	-5	<b>5</b>	-4	<b>3</b>	-2	<b>74</b>	11	<b>23</b>	-9
 FI		<b>10</b>	-8	<b>48</b>	-11	<b>33</b>	13	<b>5</b>	4	<b>4</b>	2	<b>58</b>	-19	<b>38</b>	17
 SE		<b>15</b>	-10	<b>52</b>	4	<b>20</b>	3	<b>12</b>	5	<b>1</b>	-2	<b>67</b>	-6	<b>32</b>	8
 UK		<b>8</b>	-6	<b>36</b>	-2	<b>39</b>	6	<b>7</b>	2	<b>10</b>	0	<b>44</b>	-8	<b>46</b>	8

QC10.7 Pensez-vous que la crise économique contribue à l'augmentation de la discrimination sur la base ... sur le marché de l'emploi ?





























De l'identité sexuelle (être transgenre ou transsexuel)

QC10.7 Do you think that the economic crisis is contributing to an increase in discrimination on the basis of ... in the labour market?

Gender identity (being transgender or transsexual)

QC10.7 Wird wegen der Wirtschaftskrise Ihrer Ansicht nach die Diskriminierung auf dem Arbeitsmarkt aufgrund ... zunehmen?

Der Geschlechtsidentität (weil jemand transgender oder transsexuell ist)

		Oui, tout à fait Yes, definitely Ja, sicher	Oui, plutôt Yes, to some extent Ja, bis zu einem gewissen Grad	Non, pas vraiment No, not really Nein, nicht wirklich	Non, pas du tout No, definitely not Nein, sicher nicht	NSP DK Weiß nicht / Keine Angabe	Total 'Oui' Total 'Yes' Gesamt 'Ja'	Total 'Non' Total 'No' Gesamt 'Nein'
%		EB 77.4	EB 77.4	EB 77.4	EB 77.4	EB 77.4	EB 77.4	EB 77.4
	EU 27	<b>11</b>	<b>30</b>	<b>33</b>	<b>13</b>	<b>13</b>	<b>41</b>	<b>46</b>
	BE	<b>7</b>	<b>33</b>	<b>47</b>	<b>10</b>	<b>3</b>	<b>40</b>	<b>57</b>
	BG	<b>4</b>	<b>10</b>	<b>13</b>	<b>30</b>	<b>43</b>	<b>14</b>	<b>43</b>
	CZ	<b>7</b>	<b>25</b>	<b>31</b>	<b>27</b>	<b>10</b>	<b>32</b>	<b>58</b>
	DK	<b>5</b>	<b>28</b>	<b>45</b>	<b>16</b>	<b>6</b>	<b>33</b>	<b>61</b>
	DE	<b>8</b>	<b>26</b>	<b>38</b>	<b>17</b>	<b>11</b>	<b>34</b>	<b>55</b>
	EE	<b>10</b>	<b>29</b>	<b>31</b>	<b>15</b>	<b>15</b>	<b>39</b>	<b>46</b>
	IE	<b>4</b>	<b>22</b>	<b>37</b>	<b>16</b>	<b>21</b>	<b>26</b>	<b>53</b>
	EL	<b>30</b>	<b>39</b>	<b>20</b>	<b>7</b>	<b>4</b>	<b>69</b>	<b>27</b>
	ES	<b>19</b>	<b>36</b>	<b>27</b>	<b>12</b>	<b>6</b>	<b>55</b>	<b>39</b>
	FR	<b>13</b>	<b>31</b>	<b>32</b>	<b>11</b>	<b>13</b>	<b>44</b>	<b>43</b>
	IT	<b>15</b>	<b>37</b>	<b>28</b>	<b>10</b>	<b>10</b>	<b>52</b>	<b>38</b>
	CY	<b>38</b>	<b>41</b>	<b>10</b>	<b>6</b>	<b>5</b>	<b>79</b>	<b>16</b>
	LV	<b>8</b>	<b>22</b>	<b>30</b>	<b>20</b>	<b>20</b>	<b>30</b>	<b>50</b>
	LT	<b>7</b>	<b>27</b>	<b>30</b>	<b>19</b>	<b>17</b>	<b>34</b>	<b>49</b>
	LU	<b>7</b>	<b>28</b>	<b>42</b>	<b>15</b>	<b>8</b>	<b>35</b>	<b>57</b>
	HU	<b>9</b>	<b>30</b>	<b>35</b>	<b>15</b>	<b>11</b>	<b>39</b>	<b>50</b>
	MT	<b>13</b>	<b>28</b>	<b>26</b>	<b>14</b>	<b>19</b>	<b>41</b>	<b>40</b>
	NL	<b>12</b>	<b>36</b>	<b>36</b>	<b>8</b>	<b>8</b>	<b>48</b>	<b>44</b>
	AT	<b>8</b>	<b>34</b>	<b>35</b>	<b>11</b>	<b>12</b>	<b>42</b>	<b>46</b>
	PL	<b>6</b>	<b>25</b>	<b>39</b>	<b>13</b>	<b>17</b>	<b>31</b>	<b>52</b>
	PT	<b>10</b>	<b>38</b>	<b>25</b>	<b>8</b>	<b>19</b>	<b>48</b>	<b>33</b>
	RO	<b>11</b>	<b>23</b>	<b>21</b>	<b>17</b>	<b>28</b>	<b>34</b>	<b>38</b>
	SI	<b>12</b>	<b>35</b>	<b>28</b>	<b>16</b>	<b>9</b>	<b>47</b>	<b>44</b>
	SK	<b>14</b>	<b>34</b>	<b>28</b>	<b>14</b>	<b>10</b>	<b>48</b>	<b>42</b>
	FI	<b>6</b>	<b>43</b>	<b>39</b>	<b>6</b>	<b>6</b>	<b>49</b>	<b>45</b>
	SE	<b>9</b>	<b>35</b>	<b>33</b>	<b>20</b>	<b>3</b>	<b>44</b>	<b>53</b>
	UK	<b>6</b>	<b>25</b>	<b>45</b>	<b>8</b>	<b>16</b>	<b>31</b>	<b>53</b>

QC10.8 Pensez-vous que la crise économique contribue à l'augmentation de la discrimination sur la base ... sur le marché de l'emploi ?





























Du sexe

QC10.8 Do you think that the economic crisis is contributing to an increase in discrimination on the basis of ... in the labour market?

Gender

QC10.8 Wird wegen der Wirtschaftskrise Ihrer Ansicht nach die Diskriminierung auf dem Arbeitsmarkt aufgrund ... zunehmen?

Des Geschlechts

	%	Oui, tout à fait		Oui, plutôt		Non, pas vraiment		Non, pas du tout		NSP		Total 'Oui'		Total 'Non'	
		Yes, definitely		Yes, to some extent		No, not really		No, definitely not		DK		Total 'Yes'		Total 'No'	
		Ja, sicher		Ja, bis zu einem gewissen Grad		Nein, nicht wirklich		Nein, sicher nicht		Weiß nicht / Keine Angabe		Gesamt 'Ja'		Gesamt 'Nein'	
		EB	Diff.	EB	Diff.	EB	Diff.	EB	Diff.	EB	Diff.	EB	Diff.	EB	Diff.
		77.4	EB	77.4	EB	77.4	EB	77.4	EB	77.4	EB	77.4	Diff.	77.4	Diff.
			71.2		71.2		71.2		71.2		71.2		71.2		71.2
 EU 27		<b>8</b>	-2	<b>28</b>	-5	<b>39</b>	2	<b>18</b>	6	<b>7</b>	-1	<b>36</b>	-7	<b>57</b>	8
 BE		<b>4</b>	-5	<b>24</b>	-2	<b>54</b>	8	<b>17</b>	2	<b>1</b>	-3	<b>28</b>	-7	<b>71</b>	10
 BG		<b>5</b>	-6	<b>19</b>	-13	<b>29</b>	-7	<b>34</b>	25	<b>13</b>	1	<b>24</b>	-19	<b>63</b>	18
 CZ		<b>10</b>	-4	<b>35</b>	-5	<b>29</b>	0	<b>23</b>	10	<b>3</b>	-1	<b>45</b>	-9	<b>52</b>	10
 DK		<b>2</b>	-3	<b>24</b>	-3	<b>44</b>	-5	<b>28</b>	12	<b>2</b>	-1	<b>26</b>	-6	<b>72</b>	7
 DE		<b>3</b>	-6	<b>20</b>	-9	<b>43</b>	4	<b>29</b>	11	<b>5</b>	0	<b>23</b>	-15	<b>72</b>	15
 EE		<b>7</b>	-4	<b>33</b>	-5	<b>34</b>	3	<b>17</b>	5	<b>9</b>	1	<b>40</b>	-9	<b>51</b>	8
 IE		<b>2</b>	-9	<b>21</b>	-9	<b>40</b>	4	<b>22</b>	9	<b>15</b>	5	<b>23</b>	-18	<b>62</b>	13
 EL		<b>13</b>	-9	<b>36</b>	-8	<b>35</b>	8	<b>15</b>	8	<b>1</b>	1	<b>49</b>	-17	<b>50</b>	16
 ES		<b>15</b>	1	<b>36</b>	-3	<b>31</b>	1	<b>14</b>	3	<b>4</b>	-2	<b>51</b>	-2	<b>45</b>	4
 FR		<b>11</b>	-2	<b>28</b>	-2	<b>39</b>	1	<b>14</b>	3	<b>8</b>	0	<b>39</b>	-4	<b>53</b>	4
 IT		<b>11</b>	4	<b>34</b>	4	<b>34</b>	-6	<b>15</b>	4	<b>6</b>	-6	<b>45</b>	8	<b>49</b>	-2
 CY		<b>13</b>	-3	<b>41</b>	-2	<b>26</b>	3	<b>18</b>	8	<b>2</b>	-6	<b>54</b>	-5	<b>44</b>	11
 LV		<b>8</b>	-5	<b>30</b>	-10	<b>34</b>	4	<b>19</b>	9	<b>9</b>	2	<b>38</b>	-15	<b>53</b>	13
 LT		<b>6</b>	-3	<b>32</b>	-5	<b>35</b>	6	<b>19</b>	7	<b>8</b>	-5	<b>38</b>	-8	<b>54</b>	13
 LU		<b>6</b>	-6	<b>27</b>	-2	<b>43</b>	0	<b>20</b>	11	<b>4</b>	-3	<b>33</b>	-8	<b>63</b>	11
 HU		<b>10</b>	-3	<b>39</b>	-4	<b>34</b>	5	<b>13</b>	6	<b>4</b>	-4	<b>49</b>	-7	<b>47</b>	11
 MT		<b>4</b>	-1	<b>21</b>	-4	<b>36</b>	3	<b>25</b>	8	<b>14</b>	-6	<b>25</b>	-5	<b>61</b>	11
 NL		<b>3</b>	-3	<b>24</b>	-7	<b>49</b>	3	<b>22</b>	9	<b>2</b>	-2	<b>27</b>	-10	<b>71</b>	12
 AT		<b>6</b>	-2	<b>29</b>	-10	<b>41</b>	8	<b>22</b>	8	<b>2</b>	-4	<b>35</b>	-12	<b>63</b>	16
 PL		<b>6</b>	-2	<b>27</b>	-8	<b>42</b>	6	<b>13</b>	5	<b>12</b>	-1	<b>33</b>	-10	<b>55</b>	11
 PT		<b>8</b>	-1	<b>36</b>	-5	<b>33</b>	7	<b>11</b>	6	<b>12</b>	-7	<b>44</b>	-6	<b>44</b>	13
 RO		<b>8</b>	-3	<b>21</b>	-11	<b>33</b>	5	<b>21</b>	7	<b>17</b>	2	<b>29</b>	-14	<b>54</b>	12
 SI		<b>11</b>	-16	<b>37</b>	0	<b>30</b>	5	<b>20</b>	12	<b>2</b>	-1	<b>48</b>	-16	<b>50</b>	17
 SK		<b>11</b>	-2	<b>45</b>	4	<b>31</b>	-3	<b>10</b>	0	<b>3</b>	1	<b>56</b>	2	<b>41</b>	-3
 FI		<b>3</b>	-10	<b>33</b>	-14	<b>49</b>	15	<b>12</b>	7	<b>3</b>	2	<b>36</b>	-24	<b>61</b>	22
 SE		<b>5</b>	-7	<b>28</b>	-5	<b>34</b>	-3	<b>31</b>	15	<b>2</b>	0	<b>33</b>	-12	<b>65</b>	12
 UK		<b>4</b>	-6	<b>25</b>	-8	<b>49</b>	9	<b>11</b>	4	<b>11</b>	1	<b>29</b>	-14	<b>60</b>	13

QC11.1 Diriez-vous que suffisamment d'efforts sont faits pour encourager la diversité sur votre lieu de travail en ce qui concerne... ?





























L'origine ethnique

QC11.1 Do you think that enough is being done to promote diversity in your work place as far as ... is concerned?

Ethnic origin

QC11.1 Würden Sie sagen, dass genug dafür getan wird, um an Ihrem Arbeitsplatz die Vielfalt in Bezug auf ... zu fördern?

Ethnische Herkunft

%		Oui, tout à fait		Oui, plutôt		Non, pas vraiment		Non, Pas du tout		Il n'y a pas besoin d'encourager la diversité (SPONTANE) There is no need to promote diversity (SPONTANEOUS) Es besteht keine Notwendigkeit, Vielfalt zu fördern (SPONTAN)	
		Yes, definitely		Yes, to some extent		No, not really		No, definitely not			
		Ja, sicher		Ja, bis zu einem gewissen Grad		Nein, nicht wirklich		Nein, sicher nicht			
		EB 77.4	Diff. EB 71.2	EB 77.4	Diff. EB 71.2	EB 77.4	Diff. EB 71.2	EB 77.4	Diff. EB 71.2	EB 77.4	Diff. EB 71.2
	EU 27	<b>6</b>	-1	<b>15</b>	-1	<b>14</b>	1	<b>5</b>	0	<b>3</b>	3
	BE	<b>6</b>	-1	<b>20</b>	0	<b>16</b>	2	<b>4</b>	1	<b>2</b>	2
	BG	<b>8</b>	4	<b>15</b>	5	<b>13</b>	-3	<b>10</b>	0	<b>0</b>	0
	CZ	<b>4</b>	0	<b>17</b>	0	<b>20</b>	2	<b>10</b>	3	<b>3</b>	3
	DK	<b>14</b>	2	<b>19</b>	0	<b>10</b>	-3	<b>3</b>	-1	<b>2</b>	2
	DE	<b>7</b>	-3	<b>15</b>	-4	<b>15</b>	4	<b>4</b>	-1	<b>3</b>	3
	EE	<b>8</b>	-1	<b>11</b>	-2	<b>14</b>	0	<b>9</b>	2	<b>4</b>	4
	IE	<b>6</b>	-4	<b>15</b>	-5	<b>10</b>	2	<b>4</b>	1	<b>2</b>	2
	EL	<b>3</b>	-2	<b>11</b>	-2	<b>15</b>	-3	<b>11</b>	2	<b>3</b>	3
	ES	<b>4</b>	-1	<b>10</b>	-6	<b>10</b>	-2	<b>8</b>	2	<b>3</b>	3
	FR	<b>7</b>	0	<b>18</b>	-3	<b>12</b>	0	<b>5</b>	1	<b>1</b>	1
	IT	<b>3</b>	1	<b>14</b>	0	<b>18</b>	0	<b>6</b>	0	<b>3</b>	3
	CY	<b>9</b>	3	<b>14</b>	-7	<b>9</b>	-4	<b>8</b>	3	<b>4</b>	4
	LV	<b>7</b>	2	<b>9</b>	-10	<b>9</b>	-3	<b>4</b>	-1	<b>10</b>	10
	LT	<b>5</b>	0	<b>8</b>	-1	<b>8</b>	1	<b>9</b>	4	<b>4</b>	4
	LU	<b>9</b>	-1	<b>21</b>	4	<b>10</b>	-1	<b>5</b>	1	<b>3</b>	3
	HU	<b>5</b>	0	<b>14</b>	1	<b>13</b>	0	<b>9</b>	5	<b>4</b>	4
	MT	<b>6</b>	1	<b>13</b>	1	<b>8</b>	-2	<b>5</b>	-3	<b>3</b>	3
	NL	<b>6</b>	-2	<b>20</b>	0	<b>20</b>	1	<b>4</b>	1	<b>2</b>	2
	AT	<b>2</b>	-2	<b>17</b>	-3	<b>19</b>	2	<b>8</b>	1	<b>8</b>	8
	PL	<b>1</b>	-2	<b>7</b>	-4	<b>16</b>	3	<b>7</b>	2	<b>3</b>	3
	PT	<b>1</b>	-2	<b>10</b>	-7	<b>8</b>	-5	<b>7</b>	4	<b>4</b>	4
	RO	<b>4</b>	1	<b>8</b>	-4	<b>10</b>	-4	<b>6</b>	-1	<b>4</b>	4
	SI	<b>7</b>	-3	<b>12</b>	-4	<b>9</b>	1	<b>5</b>	2	<b>7</b>	7
	SK	<b>4</b>	-1	<b>17</b>	-3	<b>23</b>	6	<b>7</b>	-2	<b>3</b>	3
	FI	<b>6</b>	1	<b>23</b>	3	<b>15</b>	-6	<b>3</b>	0	<b>1</b>	1
	SE	<b>22</b>	3	<b>19</b>	1	<b>10</b>	0	<b>4</b>	0	<b>2</b>	2
	UK	<b>11</b>	-1	<b>20</b>	3	<b>11</b>	0	<b>2</b>	0	<b>1</b>	1

QC11.1 Diriez-vous que suffisamment d'efforts sont faits pour encourager la diversité sur votre lieu de travail en ce qui concerne... ?





























L'origine ethnique

QC11.1 Do you think that enough is being done to promote diversity in your work place as far as ... is concerned?

Ethnic origin

QC11.1 Würden Sie sagen, dass genug dafür getan wird, um an Ihrem Arbeitsplatz die Vielfalt in Bezug auf ... zu fördern?

Ethnische Herkunft

		Pas applicable (SPONTANE)		NSP	
		Not applicable (SPONTANEOUS)		DK	
		Nicht zutreffend (SPONTAN)		Weiß nicht / Keine Angabe	
%		EB	Diff.	EB	Diff.
		77.4	EB	77.4	EB
			71.2		71.2
	EU 27	<b>54</b>	<i>0</i>	<b>3</b>	<i>-2</i>
	BE	<b>51</b>	<i>-3</i>	<b>1</b>	<i>-1</i>
	BG	<b>53</b>	<i>2</i>	<b>1</b>	<i>-8</i>
	CZ	<b>43</b>	<i>-5</i>	<b>3</b>	<i>-3</i>
	DK	<b>51</b>	<i>0</i>	<b>1</b>	<i>0</i>
	DE	<b>53</b>	<i>1</i>	<b>3</b>	<i>0</i>
	EE	<b>50</b>	<i>-2</i>	<b>4</b>	<i>-1</i>
	IE	<b>57</b>	<i>4</i>	<b>6</b>	<i>0</i>
	EL	<b>56</b>	<i>3</i>	<b>1</b>	<i>-1</i>
	ES	<b>64</b>	<i>6</i>	<b>1</b>	<i>-2</i>
	FR	<b>53</b>	<i>2</i>	<b>4</b>	<i>-1</i>
	IT	<b>52</b>	<i>-1</i>	<b>4</b>	<i>-3</i>
	CY	<b>50</b>	<i>-2</i>	<b>6</b>	<i>3</i>
	LV	<b>56</b>	<i>10</i>	<b>5</b>	<i>-8</i>
	LT	<b>59</b>	<i>-6</i>	<b>7</b>	<i>-2</i>
	LU	<b>50</b>	<i>0</i>	<b>2</b>	<i>-6</i>
	HU	<b>52</b>	<i>-10</i>	<b>3</b>	<i>0</i>
	MT	<b>61</b>	<i>7</i>	<b>4</b>	<i>-7</i>
	NL	<b>47</b>	<i>-1</i>	<b>1</b>	<i>-1</i>
	AT	<b>44</b>	<i>-5</i>	<b>2</b>	<i>-1</i>
	PL	<b>60</b>	<i>1</i>	<b>6</b>	<i>-3</i>
	PT	<b>64</b>	<i>6</i>	<b>6</b>	<i>0</i>
	RO	<b>58</b>	<i>3</i>	<b>10</b>	<i>1</i>
	SI	<b>56</b>	<i>-4</i>	<b>4</b>	<i>1</i>
	SK	<b>44</b>	<i>-1</i>	<b>2</b>	<i>-2</i>
	FI	<b>49</b>	<i>1</i>	<b>3</b>	<i>0</i>
	SE	<b>41</b>	<i>-2</i>	<b>2</b>	<i>-4</i>
	UK	<b>52</b>	<i>-3</i>	<b>3</b>	<i>0</i>



QC11.2 Diriez-vous que suffisamment d'efforts sont faits pour encourager la diversité sur votre lieu de travail en ce qui concerne... ?





























Le sexe

QC11.2 Do you think that enough is being done to promote diversity in your work place as far as ... is concerned?

Gender

QC11.2 Würden Sie sagen, dass genug dafür getan wird, um an Ihrem Arbeitsplatz die Vielfalt in Bezug auf ... zu fördern?

Geschlecht

		Oui, tout à fait		Oui, plutôt		Non, pas vraiment		Non, Pas du tout		Il n'y a pas besoin d'encourager la diversité (SPONTANE)	
		Yes, definitely		Yes, to some extent		No, not really		No, definitely not		There is no need to promote diversity (SPONTANEOUS)	
		Ja, sicher		Ja, bis zu einem gewissen Grad		Nein, nicht wirklich		Nein, sicher nicht		Es besteht keine Notwendigkeit, Vielfalt zu fördern (SPONTAN)	
%		EB 77.4	Diff. EB 71.2	EB 77.4	Diff. EB 71.2	EB 77.4	Diff. EB 71.2	EB 77.4	Diff. EB 71.2	EB 77.4	Diff. EB 71.2
	EU 27	<b>8</b>	-1	<b>14</b>	-4	<b>12</b>	0	<b>6</b>	2	<b>3</b>	3
	BE	<b>9</b>	-1	<b>21</b>	-1	<b>12</b>	2	<b>4</b>	1	<b>2</b>	2
	BG	<b>10</b>	4	<b>13</b>	0	<b>10</b>	-4	<b>11</b>	3	<b>0</b>	0
	CZ	<b>8</b>	1	<b>18</b>	-2	<b>17</b>	2	<b>10</b>	3	<b>3</b>	3
	DK	<b>18</b>	1	<b>18</b>	-1	<b>8</b>	-1	<b>3</b>	-1	<b>1</b>	1
	DE	<b>13</b>	-2	<b>13</b>	-4	<b>12</b>	2	<b>5</b>	1	<b>3</b>	3
	EE	<b>10</b>	2	<b>10</b>	-3	<b>13</b>	-1	<b>9</b>	2	<b>4</b>	4
	IE	<b>5</b>	-6	<b>15</b>	-5	<b>9</b>	1	<b>4</b>	1	<b>4</b>	4
	EL	<b>5</b>	-1	<b>11</b>	-4	<b>12</b>	-3	<b>10</b>	1	<b>5</b>	5
	ES	<b>6</b>	-1	<b>10</b>	-10	<b>8</b>	-1	<b>7</b>	3	<b>4</b>	4
	FR	<b>10</b>	2	<b>18</b>	-5	<b>10</b>	-1	<b>5</b>	2	<b>1</b>	1
	IT	<b>4</b>	1	<b>14</b>	-1	<b>17</b>	-1	<b>6</b>	2	<b>4</b>	4
	CY	<b>11</b>	6	<b>14</b>	-7	<b>9</b>	-4	<b>6</b>	1	<b>5</b>	5
	LV	<b>9</b>	2	<b>10</b>	-11	<b>9</b>	0	<b>4</b>	-1	<b>8</b>	8
	LT	<b>6</b>	1	<b>9</b>	-1	<b>9</b>	1	<b>8</b>	3	<b>4</b>	4
	LU	<b>11</b>	-1	<b>17</b>	-3	<b>10</b>	1	<b>5</b>	2	<b>3</b>	3
	HU	<b>6</b>	-1	<b>14</b>	-3	<b>16</b>	6	<b>7</b>	4	<b>2</b>	2
	MT	<b>7</b>	-4	<b>16</b>	3	<b>4</b>	-5	<b>6</b>	1	<b>3</b>	3
	NL	<b>10</b>	-1	<b>19</b>	-3	<b>14</b>	0	<b>5</b>	2	<b>3</b>	3
	AT	<b>6</b>	-2	<b>18</b>	-6	<b>16</b>	3	<b>7</b>	3	<b>9</b>	9
	PL	<b>2</b>	-2	<b>9</b>	-6	<b>15</b>	4	<b>6</b>	2	<b>2</b>	2
	PT	<b>1</b>	-2	<b>9</b>	-9	<b>9</b>	-3	<b>7</b>	4	<b>5</b>	5
	RO	<b>3</b>	-1	<b>7</b>	-5	<b>12</b>	-1	<b>6</b>	-1	<b>5</b>	5
	SI	<b>9</b>	-3	<b>13</b>	-3	<b>7</b>	0	<b>6</b>	3	<b>6</b>	6
	SK	<b>5</b>	-2	<b>21</b>	-1	<b>20</b>	4	<b>6</b>	-2	<b>3</b>	3
	FI	<b>9</b>	1	<b>23</b>	-1	<b>12</b>	-4	<b>2</b>	0	<b>2</b>	2
	SE	<b>26</b>	1	<b>19</b>	4	<b>8</b>	-2	<b>3</b>	0	<b>2</b>	2
	UK	<b>12</b>	-1	<b>18</b>	0	<b>11</b>	2	<b>2</b>	0	<b>1</b>	1

QC11.2 Diriez-vous que suffisamment d'efforts sont faits pour encourager la diversité sur votre lieu de travail en ce qui concerne... ?





























Le sexe

QC11.2 Do you think that enough is being done to promote diversity in your work place as far as ... is concerned?

Gender

QC11.2 Würden Sie sagen, dass genug dafür getan wird, um an Ihrem Arbeitsplatz die Vielfalt in Bezug auf ... zu fördern?

Geschlecht

		Pas applicable (SPONTANE)		NSP	
		Not applicable (SPONTANEOUS)		DK	
		Nicht zutreffend (SPONTAN)		Weiß nicht / Keine Angabe	
%		EB	Diff. EB	EB	Diff. EB
		77.4	71.2	77.4	71.2
	EU 27	<b>54</b>	<b>1</b>	<b>3</b>	<b>-1</b>
	BE	<b>51</b>	<b>-3</b>	<b>1</b>	<b>0</b>
	BG	<b>53</b>	<b>2</b>	<b>3</b>	<b>-5</b>
	CZ	<b>42</b>	<b>-5</b>	<b>2</b>	<b>-2</b>
	DK	<b>51</b>	<b>1</b>	<b>1</b>	<b>0</b>
	DE	<b>52</b>	<b>0</b>	<b>2</b>	<b>0</b>
	EE	<b>49</b>	<b>-3</b>	<b>5</b>	<b>-1</b>
	IE	<b>57</b>	<b>4</b>	<b>6</b>	<b>1</b>
	EL	<b>57</b>	<b>4</b>	<b>0</b>	<b>-2</b>
	ES	<b>64</b>	<b>6</b>	<b>1</b>	<b>-1</b>
	FR	<b>53</b>	<b>2</b>	<b>3</b>	<b>-1</b>
	IT	<b>52</b>	<b>-1</b>	<b>3</b>	<b>-4</b>
	CY	<b>50</b>	<b>-3</b>	<b>5</b>	<b>2</b>
	LV	<b>56</b>	<b>10</b>	<b>4</b>	<b>-8</b>
	LT	<b>58</b>	<b>-6</b>	<b>6</b>	<b>-2</b>
	LU	<b>51</b>	<b>2</b>	<b>3</b>	<b>-4</b>
	HU	<b>53</b>	<b>-7</b>	<b>2</b>	<b>-1</b>
	MT	<b>60</b>	<b>6</b>	<b>4</b>	<b>-4</b>
	NL	<b>47</b>	<b>-1</b>	<b>2</b>	<b>0</b>
	AT	<b>43</b>	<b>-5</b>	<b>1</b>	<b>-2</b>
	PL	<b>60</b>	<b>1</b>	<b>6</b>	<b>-1</b>
	PT	<b>65</b>	<b>8</b>	<b>4</b>	<b>-3</b>
	RO	<b>58</b>	<b>3</b>	<b>9</b>	<b>0</b>
	SI	<b>56</b>	<b>-4</b>	<b>3</b>	<b>1</b>
	SK	<b>43</b>	<b>-1</b>	<b>2</b>	<b>-1</b>
	FI	<b>49</b>	<b>1</b>	<b>3</b>	<b>1</b>
	SE	<b>41</b>	<b>-2</b>	<b>1</b>	<b>-3</b>
	UK	<b>53</b>	<b>-2</b>	<b>3</b>	<b>0</b>

QC11.3 Diriez-vous que suffisamment d'efforts sont faits pour encourager la diversité sur votre lieu de travail en ce qui concerne... ?





























L'orientation sexuelle (être homosexuel, lesbienne ou bisexuel)

QC11.3 Do you think that enough is being done to promote diversity in your work place as far as ... is concerned?

Sexual orientation (being gay, lesbian or bisexual)

QC11.3 Würden Sie sagen, dass genug dafür getan wird, um an Ihrem Arbeitsplatz die Vielfalt in Bezug auf ... zu fördern?

Die sexuelle Orientierung (dass jemand schwul, lesbisch oder bisexuell ist)

%		Oui, tout à fait		Oui, plutôt		Non, pas vraiment		Non, Pas du tout		Il n'y a pas besoin d'encourager la diversité (SPONTANE) There is no need to promote diversity (SPONTANEOUS) Es besteht keine Notwendigkeit, Vielfalt zu fördern (SPONTAN)	
		Yes, definitely		Yes, to some extent		No, not really		No, definitely not			
		Ja, sicher		Ja, bis zu einem gewissen Grad		Nein, nicht wirklich		Nein, sicher nicht			
		EB 77.4	Diff. EB 71.2	EB 77.4	Diff. EB 71.2	EB 77.4	Diff. EB 71.2	EB 77.4	Diff. EB 71.2	EB 77.4	Diff. EB 71.2
	EU 27	<b>5</b>	-1	<b>11</b>	-4	<b>14</b>	1	<b>6</b>	1	<b>4</b>	4
	BE	<b>7</b>	0	<b>19</b>	-1	<b>14</b>	1	<b>5</b>	1	<b>2</b>	2
	BG	<b>6</b>	4	<b>8</b>	4	<b>13</b>	2	<b>13</b>	-1	<b>1</b>	1
	CZ	<b>3</b>	-2	<b>12</b>	-2	<b>18</b>	3	<b>12</b>	3	<b>6</b>	6
	DK	<b>12</b>	2	<b>14</b>	-1	<b>11</b>	-2	<b>5</b>	-2	<b>2</b>	2
	DE	<b>6</b>	-5	<b>10</b>	-4	<b>16</b>	4	<b>6</b>	1	<b>5</b>	5
	EE	<b>5</b>	0	<b>7</b>	-1	<b>13</b>	0	<b>11</b>	0	<b>5</b>	5
	IE	<b>4</b>	-4	<b>12</b>	-6	<b>8</b>	-1	<b>6</b>	4	<b>4</b>	4
	EL	<b>4</b>	1	<b>9</b>	-3	<b>15</b>	-3	<b>11</b>	-1	<b>4</b>	4
	ES	<b>4</b>	0	<b>8</b>	-7	<b>10</b>	-1	<b>8</b>	3	<b>4</b>	4
	FR	<b>5</b>	-2	<b>13</b>	-6	<b>12</b>	1	<b>6</b>	2	<b>2</b>	2
	IT	<b>4</b>	2	<b>13</b>	0	<b>17</b>	-1	<b>6</b>	1	<b>4</b>	4
	CY	<b>2</b>	-2	<b>7</b>	-9	<b>13</b>	-3	<b>10</b>	4	<b>4</b>	4
	LV	<b>3</b>	0	<b>5</b>	-9	<b>7</b>	-4	<b>5</b>	-2	<b>13</b>	13
	LT	<b>3</b>	0	<b>6</b>	0	<b>8</b>	1	<b>9</b>	3	<b>5</b>	5
	LU	<b>9</b>	1	<b>15</b>	0	<b>13</b>	1	<b>5</b>	2	<b>2</b>	2
	HU	<b>3</b>	-1	<b>7</b>	-2	<b>13</b>	2	<b>9</b>	4	<b>6</b>	6
	MT	<b>5</b>	-1	<b>15</b>	0	<b>6</b>	-5	<b>5</b>	0	<b>3</b>	3
	NL	<b>6</b>	-4	<b>15</b>	-3	<b>20</b>	5	<b>4</b>	0	<b>4</b>	4
	AT	<b>2</b>	-1	<b>15</b>	-4	<b>17</b>	1	<b>9</b>	2	<b>9</b>	9
	PL	<b>1</b>	-1	<b>6</b>	-5	<b>15</b>	4	<b>8</b>	3	<b>2</b>	2
	PT	<b>1</b>	-1	<b>8</b>	-6	<b>8</b>	-7	<b>7</b>	4	<b>4</b>	4
	RO	<b>1</b>	-1	<b>5</b>	-4	<b>11</b>	-3	<b>7</b>	-2	<b>4</b>	4
	SI	<b>5</b>	-4	<b>9</b>	-5	<b>9</b>	0	<b>6</b>	4	<b>8</b>	8
	SK	<b>2</b>	-2	<b>13</b>	-1	<b>21</b>	4	<b>10</b>	-3	<b>6</b>	6
	FI	<b>5</b>	1	<b>20</b>	6	<b>17</b>	-7	<b>3</b>	-1	<b>2</b>	2
	SE	<b>20</b>	1	<b>13</b>	-1	<b>11</b>	2	<b>6</b>	3	<b>3</b>	3
	UK	<b>10</b>	-1	<b>16</b>	-2	<b>12</b>	3	<b>3</b>	1	<b>1</b>	1

QC11.3 Diriez-vous que suffisamment d'efforts sont faits pour encourager la diversité sur votre lieu de travail en ce qui concerne... ?





























L'orientation sexuelle (être homosexuel, lesbienne ou bisexuel)

QC11.3 Do you think that enough is being done to promote diversity in your work place as far as ... is concerned?

Sexual orientation (being gay, lesbian or bisexual)

QC11.3 Würden Sie sagen, dass genug dafür getan wird, um an Ihrem Arbeitsplatz die Vielfalt in Bezug auf ... zu fördern?

Die sexuelle Orientierung (dass jemand schwul, lesbisch oder bisexuell ist)

		Pas applicable (SPONTANE)		NSP	
		Not applicable (SPONTANEOUS)		DK	
		Nicht zutreffend (SPONTAN)		Weiß nicht / Keine Angabe	
%		EB 77.4	Diff. EB 71.2	EB 77.4	Diff. EB 71.2
	EU 27	<b>55</b>	<b>1</b>	<b>5</b>	<b>-2</b>
	BE	<b>52</b>	<b>-3</b>	<b>1</b>	<b>0</b>
	BG	<b>53</b>	<b>2</b>	<b>6</b>	<b>-12</b>
	CZ	<b>44</b>	<b>-6</b>	<b>5</b>	<b>-2</b>
	DK	<b>53</b>	<b>2</b>	<b>3</b>	<b>-1</b>
	DE	<b>53</b>	<b>0</b>	<b>4</b>	<b>-1</b>
	EE	<b>50</b>	<b>-2</b>	<b>9</b>	<b>-2</b>
	IE	<b>57</b>	<b>3</b>	<b>9</b>	<b>0</b>
	EL	<b>56</b>	<b>3</b>	<b>1</b>	<b>-1</b>
	ES	<b>64</b>	<b>5</b>	<b>2</b>	<b>-4</b>
	FR	<b>54</b>	<b>3</b>	<b>8</b>	<b>0</b>
	IT	<b>52</b>	<b>-1</b>	<b>4</b>	<b>-5</b>
	CY	<b>50</b>	<b>-2</b>	<b>14</b>	<b>8</b>
	LV	<b>59</b>	<b>12</b>	<b>8</b>	<b>-10</b>
	LT	<b>59</b>	<b>-6</b>	<b>10</b>	<b>-3</b>
	LU	<b>51</b>	<b>2</b>	<b>5</b>	<b>-8</b>
	HU	<b>55</b>	<b>-9</b>	<b>7</b>	<b>0</b>
	MT	<b>61</b>	<b>7</b>	<b>5</b>	<b>-4</b>
	NL	<b>48</b>	<b>-1</b>	<b>3</b>	<b>-1</b>
	AT	<b>45</b>	<b>-4</b>	<b>3</b>	<b>-3</b>
	PL	<b>60</b>	<b>1</b>	<b>8</b>	<b>-4</b>
	PT	<b>65</b>	<b>7</b>	<b>7</b>	<b>-1</b>
	RO	<b>60</b>	<b>4</b>	<b>12</b>	<b>2</b>
	SI	<b>57</b>	<b>-3</b>	<b>6</b>	<b>0</b>
	SK	<b>44</b>	<b>-2</b>	<b>4</b>	<b>-2</b>
	FI	<b>49</b>	<b>1</b>	<b>4</b>	<b>-2</b>
	SE	<b>42</b>	<b>-2</b>	<b>5</b>	<b>-6</b>
	UK	<b>53</b>	<b>-2</b>	<b>5</b>	<b>0</b>

QC11.4 Diriez-vous que suffisamment d'efforts sont faits pour encourager la diversité sur votre lieu de travail en ce qui concerne... ?





























L'âge pour ceux qui sont âgés de plus de 55 ans

QC11.4 Do you think that enough is being done to promote diversity in your work place as far as ... is concerned?

Age, for those being over 55 years old

QC11.4 Würden Sie sagen, dass genug dafür getan wird, um an Ihrem Arbeitsplatz die Vielfalt in Bezug auf ... zu fördern?

Das Alter, also für diejenigen, die über 55 Jahre alt sind

		Oui, tout à fait	Oui, plutôt	Non, pas vraiment	Non, Pas du tout	Il n'y a pas besoin d'encourager la diversité (SPONTANE)
		Yes, definitely	Yes, to some extent	No, not really	No, definitely not	There is no need to promote diversity (SPONTANEOUS)
		Ja, sicher	Ja, bis zu einem gewissen Grad	Nein, nicht wirklich	Nein, sicher nicht	Es besteht keine Notwendigkeit, Vielfalt zu fördern (SPONTAN)
%		EB 77.4	EB 77.4	EB 77.4	EB 77.4	EB 77.4
	EU 27	<b>6</b>	<b>13</b>	<b>15</b>	<b>7</b>	<b>2</b>
	BE	<b>5</b>	<b>17</b>	<b>19</b>	<b>6</b>	<b>2</b>
	BG	<b>5</b>	<b>14</b>	<b>16</b>	<b>11</b>	<b>0</b>
	CZ	<b>6</b>	<b>15</b>	<b>18</b>	<b>15</b>	<b>2</b>
	DK	<b>12</b>	<b>19</b>	<b>12</b>	<b>3</b>	<b>2</b>
	DE	<b>7</b>	<b>15</b>	<b>16</b>	<b>6</b>	<b>2</b>
	EE	<b>8</b>	<b>13</b>	<b>14</b>	<b>9</b>	<b>3</b>
	IE	<b>4</b>	<b>11</b>	<b>11</b>	<b>6</b>	<b>4</b>
	EL	<b>4</b>	<b>8</b>	<b>16</b>	<b>12</b>	<b>3</b>
	ES	<b>4</b>	<b>8</b>	<b>10</b>	<b>10</b>	<b>3</b>
	FR	<b>5</b>	<b>15</b>	<b>16</b>	<b>7</b>	<b>1</b>
	IT	<b>4</b>	<b>8</b>	<b>19</b>	<b>9</b>	<b>3</b>
	CY	<b>4</b>	<b>10</b>	<b>15</b>	<b>14</b>	<b>2</b>
	LV	<b>7</b>	<b>13</b>	<b>9</b>	<b>6</b>	<b>6</b>
	LT	<b>4</b>	<b>12</b>	<b>10</b>	<b>8</b>	<b>3</b>
	LU	<b>5</b>	<b>17</b>	<b>15</b>	<b>9</b>	<b>1</b>
	HU	<b>5</b>	<b>14</b>	<b>15</b>	<b>10</b>	<b>2</b>
	MT	<b>6</b>	<b>10</b>	<b>12</b>	<b>5</b>	<b>4</b>
	NL	<b>5</b>	<b>18</b>	<b>20</b>	<b>7</b>	<b>2</b>
	AT	<b>5</b>	<b>18</b>	<b>19</b>	<b>8</b>	<b>6</b>
	PL	<b>2</b>	<b>8</b>	<b>16</b>	<b>7</b>	<b>2</b>
	PT	<b>1</b>	<b>8</b>	<b>8</b>	<b>9</b>	<b>4</b>
	RO	<b>3</b>	<b>9</b>	<b>11</b>	<b>9</b>	<b>3</b>
	SI	<b>6</b>	<b>14</b>	<b>10</b>	<b>6</b>	<b>6</b>
	SK	<b>6</b>	<b>24</b>	<b>18</b>	<b>6</b>	<b>2</b>
	FI	<b>6</b>	<b>23</b>	<b>15</b>	<b>3</b>	<b>2</b>
	SE	<b>20</b>	<b>16</b>	<b>13</b>	<b>5</b>	<b>3</b>
	UK	<b>10</b>	<b>17</b>	<b>14</b>	<b>3</b>	<b>0</b>

QC11.4 Diriez-vous que suffisamment d'efforts sont faits pour encourager la diversité sur votre lieu de travail en ce qui concerne... ?





























L'âge pour ceux qui sont âgés de plus de 55 ans

QC11.4 Do you think that enough is being done to promote diversity in your work place as far as ... is concerned?

Age, for those being over 55 years old

QC11.4 Würden Sie sagen, dass genug dafür getan wird, um an Ihrem Arbeitsplatz die Vielfalt in Bezug auf ... zu fördern?

Das Alter, also für diejenigen, die über 55 Jahre alt sind

		Pas applicable (SPONTANE)	NSP
		Not applicable (SPONTANEOUS)	DK
		Nicht zutreffend (SPONTAN)	Weiß nicht / Keine Angabe
%		EB 77.4	EB 77.4
	EU 27	<b>54</b>	<b>3</b>
	BE	<b>51</b>	<b>0</b>
	BG	<b>53</b>	<b>1</b>
	CZ	<b>42</b>	<b>2</b>
	DK	<b>51</b>	<b>1</b>
	DE	<b>52</b>	<b>2</b>
	EE	<b>49</b>	<b>4</b>
	IE	<b>57</b>	<b>7</b>
	EL	<b>56</b>	<b>1</b>
	ES	<b>64</b>	<b>1</b>
	FR	<b>53</b>	<b>3</b>
	IT	<b>53</b>	<b>4</b>
	CY	<b>50</b>	<b>5</b>
	LV	<b>54</b>	<b>5</b>
	LT	<b>57</b>	<b>6</b>
	LU	<b>51</b>	<b>2</b>
	HU	<b>52</b>	<b>2</b>
	MT	<b>59</b>	<b>4</b>
	NL	<b>46</b>	<b>2</b>
	AT	<b>43</b>	<b>1</b>
	PL	<b>59</b>	<b>6</b>
	PT	<b>65</b>	<b>5</b>
	RO	<b>56</b>	<b>9</b>
	SI	<b>56</b>	<b>2</b>
	SK	<b>42</b>	<b>2</b>
	FI	<b>48</b>	<b>3</b>
	SE	<b>41</b>	<b>2</b>
	UK	<b>53</b>	<b>3</b>

QC11.5 Diriez-vous que suffisamment d'efforts sont faits pour encourager la diversité sur votre lieu de travail en ce qui concerne... ?





























L'âge pour ceux qui sont âgés de moins de 30 ans

QC11.5 Do you think that enough is being done to promote diversity in your work place as far as ... is concerned?

Age, for those being under 30 years old

QC11.5 Würden Sie sagen, dass genug dafür getan wird, um an Ihrem Arbeitsplatz die Vielfalt in Bezug auf ... zu fördern?

Das Alter, also für diejenigen, die unter 30 Jahre alt sind

		Oui, tout à fait	Oui, plutôt	Non, pas vraiment	Non, Pas du tout	Il n'y a pas besoin d'encourager la diversité (SPONTANE)
		Yes, definitely	Yes, to some extent	No, not really	No, definitely not	There is no need to promote diversity (SPONTANEOUS)
		Ja, sicher	Ja, bis zu einem gewissen Grad	Nein, nicht wirklich	Nein, sicher nicht	Es besteht keine Notwendigkeit, Vielfalt zu fördern (SPONTAN)
%		EB 77.4	EB 77.4	EB 77.4	EB 77.4	EB 77.4
	EU 27	<b>9</b>	<b>14</b>	<b>12</b>	<b>5</b>	<b>3</b>
	BE	<b>10</b>	<b>22</b>	<b>10</b>	<b>4</b>	<b>2</b>
	BG	<b>9</b>	<b>15</b>	<b>11</b>	<b>10</b>	<b>0</b>
	CZ	<b>8</b>	<b>19</b>	<b>14</b>	<b>11</b>	<b>3</b>
	DK	<b>16</b>	<b>19</b>	<b>9</b>	<b>2</b>	<b>2</b>
	DE	<b>13</b>	<b>12</b>	<b>11</b>	<b>6</b>	<b>4</b>
	EE	<b>11</b>	<b>12</b>	<b>12</b>	<b>8</b>	<b>3</b>
	IE	<b>5</b>	<b>14</b>	<b>6</b>	<b>5</b>	<b>6</b>
	EL	<b>4</b>	<b>9</b>	<b>13</b>	<b>9</b>	<b>7</b>
	ES	<b>6</b>	<b>9</b>	<b>10</b>	<b>7</b>	<b>3</b>
	FR	<b>10</b>	<b>20</b>	<b>9</b>	<b>4</b>	<b>1</b>
	IT	<b>3</b>	<b>13</b>	<b>15</b>	<b>7</b>	<b>6</b>
	CY	<b>10</b>	<b>12</b>	<b>12</b>	<b>8</b>	<b>3</b>
	LV	<b>10</b>	<b>14</b>	<b>7</b>	<b>3</b>	<b>7</b>
	LT	<b>7</b>	<b>11</b>	<b>7</b>	<b>8</b>	<b>4</b>
	LU	<b>12</b>	<b>21</b>	<b>7</b>	<b>4</b>	<b>2</b>
	HU	<b>8</b>	<b>14</b>	<b>13</b>	<b>7</b>	<b>3</b>
	MT	<b>10</b>	<b>13</b>	<b>5</b>	<b>5</b>	<b>4</b>
	NL	<b>12</b>	<b>20</b>	<b>14</b>	<b>4</b>	<b>2</b>
	AT	<b>8</b>	<b>18</b>	<b>13</b>	<b>8</b>	<b>9</b>
	PL	<b>3</b>	<b>10</b>	<b>14</b>	<b>6</b>	<b>2</b>
	PT	<b>2</b>	<b>9</b>	<b>8</b>	<b>6</b>	<b>5</b>
	RO	<b>3</b>	<b>10</b>	<b>10</b>	<b>6</b>	<b>4</b>
	SI	<b>12</b>	<b>13</b>	<b>6</b>	<b>5</b>	<b>6</b>
	SK	<b>7</b>	<b>19</b>	<b>19</b>	<b>7</b>	<b>3</b>
	FI	<b>9</b>	<b>22</b>	<b>13</b>	<b>3</b>	<b>2</b>
	SE	<b>28</b>	<b>17</b>	<b>7</b>	<b>3</b>	<b>2</b>
	UK	<b>12</b>	<b>17</b>	<b>13</b>	<b>2</b>	<b>1</b>

QC11.5 Diriez-vous que suffisamment d'efforts sont faits pour encourager la diversité sur votre lieu de travail en ce qui concerne... ?





























L'âge pour ceux qui sont âgés de moins de 30 ans

QC11.5 Do you think that enough is being done to promote diversity in your work place as far as ... is concerned?

Age, for those being under 30 years old

QC11.5 Würden Sie sagen, dass genug dafür getan wird, um an Ihrem Arbeitsplatz die Vielfalt in Bezug auf ... zu fördern?

Das Alter, also für diejenigen, die unter 30 Jahre alt sind

		Pas applicable (SPONTANE)	NSP
		Not applicable (SPONTANEOUS)	DK
		Nicht zutreffend (SPONTAN)	Weiß nicht / Keine Angabe
%		EB 77.4	EB 77.4
	EU 27	<b>54</b>	<b>3</b>
	BE	<b>51</b>	<b>1</b>
	BG	<b>53</b>	<b>2</b>
	CZ	<b>42</b>	<b>3</b>
	DK	<b>51</b>	<b>1</b>
	DE	<b>52</b>	<b>2</b>
	EE	<b>50</b>	<b>4</b>
	IE	<b>57</b>	<b>7</b>
	EL	<b>57</b>	<b>1</b>
	ES	<b>64</b>	<b>1</b>
	FR	<b>53</b>	<b>3</b>
	IT	<b>53</b>	<b>3</b>
	CY	<b>50</b>	<b>5</b>
	LV	<b>55</b>	<b>4</b>
	LT	<b>57</b>	<b>6</b>
	LU	<b>51</b>	<b>3</b>
	HU	<b>52</b>	<b>3</b>
	MT	<b>59</b>	<b>4</b>
	NL	<b>46</b>	<b>2</b>
	AT	<b>43</b>	<b>1</b>
	PL	<b>60</b>	<b>5</b>
	PT	<b>65</b>	<b>5</b>
	RO	<b>57</b>	<b>10</b>
	SI	<b>56</b>	<b>2</b>
	SK	<b>43</b>	<b>2</b>
	FI	<b>48</b>	<b>3</b>
	SE	<b>41</b>	<b>2</b>
	UK	<b>52</b>	<b>3</b>



QC11.6 Diriez-vous que suffisamment d'efforts sont faits pour encourager la diversité sur votre lieu de travail en ce qui concerne... ?





























La religion ou des convictions

QC11.6 Do you think that enough is being done to promote diversity in your work place as far as ... is concerned?

Religion and beliefs

QC11.6 Würden Sie sagen, dass genug dafür getan wird, um an Ihrem Arbeitsplatz die Vielfalt in Bezug auf ... zu fördern?

Die Religion oder das Glaubensbekenntnis

%		Oui, tout à fait		Oui, plutôt		Non, pas vraiment		Non, Pas du tout		Il n'y a pas besoin d'encourager la diversité (SPONTANE)	
		Yes, definitely		Yes, to some extent		No, not really		No, definitely not		There is no need to promote diversity (SPONTANEOUS)	
		Ja, sicher		Ja, bis zu einem gewissen Grad		Nein, nicht wirklich		Nein, sicher nicht		Es besteht keine Notwendigkeit, Vielfalt zu fördern (SPONTAN)	
		EB 77.4	Diff. EB 71.2	EB 77.4	Diff. EB 71.2	EB 77.4	Diff. EB 71.2	EB 77.4	Diff. EB 71.2	EB 77.4	Diff. EB 71.2
	EU 27	<b>6</b>	<i>0</i>	<b>13</b>	<i>-3</i>	<b>14</b>	<i>1</i>	<b>6</b>	<i>1</i>	<b>3</b>	<i>3</i>
	BE	<b>6</b>	<i>0</i>	<b>18</b>	<i>-3</i>	<b>17</b>	<i>5</i>	<b>5</b>	<i>1</i>	<b>2</b>	<i>2</i>
	BG	<b>9</b>	<i>5</i>	<b>13</b>	<i>5</i>	<b>11</b>	<i>-4</i>	<b>12</b>	<i>2</i>	<b>0</b>	<i>0</i>
	CZ	<b>4</b>	<i>-2</i>	<b>13</b>	<i>-1</i>	<b>16</b>	<i>1</i>	<b>13</b>	<i>4</i>	<b>6</b>	<i>6</i>
	DK	<b>12</b>	<i>1</i>	<b>16</b>	<i>0</i>	<b>13</b>	<i>-1</i>	<b>4</b>	<i>-2</i>	<b>2</b>	<i>2</i>
	DE	<b>7</b>	<i>-4</i>	<b>12</b>	<i>-3</i>	<b>16</b>	<i>4</i>	<b>5</b>	<i>0</i>	<b>4</b>	<i>4</i>
	EE	<b>6</b>	<i>0</i>	<b>9</b>	<i>0</i>	<b>14</b>	<i>-2</i>	<b>11</b>	<i>2</i>	<b>4</b>	<i>4</i>
	IE	<b>4</b>	<i>-5</i>	<b>14</b>	<i>-4</i>	<b>7</b>	<i>-1</i>	<b>5</b>	<i>2</i>	<b>6</b>	<i>6</i>
	EL	<b>2</b>	<i>-1</i>	<b>11</b>	<i>-1</i>	<b>15</b>	<i>-4</i>	<b>10</b>	<i>-1</i>	<b>4</b>	<i>4</i>
	ES	<b>4</b>	<i>0</i>	<b>8</b>	<i>-6</i>	<b>10</b>	<i>-2</i>	<b>8</b>	<i>2</i>	<b>4</b>	<i>4</i>
	FR	<b>7</b>	<i>0</i>	<b>15</b>	<i>-4</i>	<b>12</b>	<i>1</i>	<b>5</b>	<i>0</i>	<b>2</b>	<i>2</i>
	IT	<b>3</b>	<i>1</i>	<b>14</b>	<i>-1</i>	<b>18</b>	<i>1</i>	<b>6</b>	<i>1</i>	<b>4</b>	<i>4</i>
	CY	<b>6</b>	<i>1</i>	<b>12</b>	<i>-7</i>	<b>13</b>	<i>-3</i>	<b>9</b>	<i>3</i>	<b>3</b>	<i>3</i>
	LV	<b>7</b>	<i>2</i>	<b>8</b>	<i>-9</i>	<b>8</b>	<i>-2</i>	<b>4</b>	<i>-2</i>	<b>10</b>	<i>10</i>
	LT	<b>5</b>	<i>0</i>	<b>7</b>	<i>0</i>	<b>9</b>	<i>2</i>	<b>9</b>	<i>4</i>	<b>4</b>	<i>4</i>
	LU	<b>8</b>	<i>1</i>	<b>17</b>	<i>1</i>	<b>12</b>	<i>0</i>	<b>5</b>	<i>2</i>	<b>3</b>	<i>3</i>
	HU	<b>5</b>	<i>0</i>	<b>7</b>	<i>-3</i>	<b>13</b>	<i>2</i>	<b>10</b>	<i>5</i>	<b>6</b>	<i>6</i>
	MT	<b>7</b>	<i>2</i>	<b>13</b>	<i>-2</i>	<b>5</b>	<i>-5</i>	<b>7</b>	<i>1</i>	<b>4</b>	<i>4</i>
	NL	<b>6</b>	<i>-3</i>	<b>18</b>	<i>0</i>	<b>18</b>	<i>1</i>	<b>5</b>	<i>1</i>	<b>4</b>	<i>4</i>
	AT	<b>3</b>	<i>-1</i>	<b>16</b>	<i>-4</i>	<b>19</b>	<i>3</i>	<b>7</b>	<i>0</i>	<b>10</b>	<i>10</i>
	PL	<b>1</b>	<i>-1</i>	<b>7</b>	<i>-5</i>	<b>15</b>	<i>3</i>	<b>7</b>	<i>3</i>	<b>3</b>	<i>3</i>
	PT	<b>1</b>	<i>-1</i>	<b>8</b>	<i>-8</i>	<b>8</b>	<i>-5</i>	<b>7</b>	<i>3</i>	<b>6</b>	<i>6</i>
	RO	<b>2</b>	<i>-1</i>	<b>6</b>	<i>-5</i>	<b>10</b>	<i>-4</i>	<b>8</b>	<i>0</i>	<b>5</b>	<i>5</i>
	SI	<b>7</b>	<i>-2</i>	<b>12</b>	<i>-5</i>	<b>9</b>	<i>2</i>	<b>6</b>	<i>3</i>	<b>6</b>	<i>6</i>
	SK	<b>4</b>	<i>-3</i>	<b>14</b>	<i>-2</i>	<b>21</b>	<i>6</i>	<b>10</b>	<i>-2</i>	<b>6</b>	<i>6</i>
	FI	<b>5</b>	<i>1</i>	<b>21</b>	<i>4</i>	<b>17</b>	<i>-6</i>	<b>3</b>	<i>0</i>	<b>2</b>	<i>2</i>
	SE	<b>19</b>	<i>3</i>	<b>18</b>	<i>0</i>	<b>11</b>	<i>0</i>	<b>4</b>	<i>0</i>	<b>2</b>	<i>2</i>
	UK	<b>11</b>	<i>0</i>	<b>18</b>	<i>0</i>	<b>12</b>	<i>2</i>	<b>2</b>	<i>0</i>	<b>2</b>	<i>2</i>

QC11.6 Diriez-vous que suffisamment d'efforts sont faits pour encourager la diversité sur votre lieu de travail en ce qui concerne... ?





























La religion ou des convictions

QC11.6 Do you think that enough is being done to promote diversity in your work place as far as ... is concerned?

Religion and beliefs

QC11.6 Würden Sie sagen, dass genug dafür getan wird, um an Ihrem Arbeitsplatz die Vielfalt in Bezug auf ... zu fördern?

Die Religion oder das Glaubensbekenntnis

		Pas applicable (SPONTANE)		NSP	
		Not applicable (SPONTANEOUS)		DK	
		Nicht zutreffend (SPONTAN)		Weiß nicht / Keine Angabe	
%		EB	Diff.	EB	Diff.
		77.4	EB	77.4	EB
			71.2		71.2
	EU 27	<b>54</b>	<i>0</i>	<b>4</b>	<i>-2</i>
	BE	<b>51</b>	<i>-4</i>	<b>1</b>	<i>-1</i>
	BG	<b>53</b>	<i>2</i>	<b>2</b>	<i>-10</i>
	CZ	<b>44</b>	<i>-5</i>	<b>4</b>	<i>-3</i>
	DK	<b>51</b>	<i>0</i>	<b>2</b>	<i>0</i>
	DE	<b>53</b>	<i>0</i>	<b>3</b>	<i>-1</i>
	EE	<b>50</b>	<i>-2</i>	<b>6</b>	<i>-2</i>
	IE	<b>57</b>	<i>3</i>	<b>7</b>	<i>-1</i>
	EL	<b>57</b>	<i>4</i>	<b>1</b>	<i>-1</i>
	ES	<b>64</b>	<i>5</i>	<b>2</b>	<i>-3</i>
	FR	<b>53</b>	<i>2</i>	<b>6</b>	<i>-1</i>
	IT	<b>51</b>	<i>-2</i>	<b>4</b>	<i>-4</i>
	CY	<b>50</b>	<i>-2</i>	<b>7</b>	<i>5</i>
	LV	<b>57</b>	<i>10</i>	<b>6</b>	<i>-9</i>
	LT	<b>59</b>	<i>-6</i>	<b>7</b>	<i>-4</i>
	LU	<b>51</b>	<i>1</i>	<b>4</b>	<i>-8</i>
	HU	<b>54</b>	<i>-9</i>	<b>5</b>	<i>-1</i>
	MT	<b>60</b>	<i>6</i>	<b>4</b>	<i>-6</i>
	NL	<b>47</b>	<i>-2</i>	<b>2</b>	<i>-1</i>
	AT	<b>43</b>	<i>-5</i>	<b>2</b>	<i>-3</i>
	PL	<b>60</b>	<i>0</i>	<b>7</b>	<i>-3</i>
	PT	<b>65</b>	<i>7</i>	<b>5</b>	<i>-2</i>
	RO	<b>59</b>	<i>4</i>	<b>10</b>	<i>1</i>
	SI	<b>56</b>	<i>-4</i>	<b>4</b>	<i>0</i>
	SK	<b>43</b>	<i>-2</i>	<b>2</b>	<i>-3</i>
	FI	<b>49</b>	<i>1</i>	<b>3</b>	<i>-2</i>
	SE	<b>42</b>	<i>-1</i>	<b>4</b>	<i>-4</i>
	UK	<b>52</b>	<i>-4</i>	<b>3</b>	<i>0</i>

QC11.7 Diriez-vous que suffisamment d'efforts sont faits pour encourager la diversité sur votre lieu de travail en ce qui concerne... ?

Un handicap

QC11.7 Do you think that enough is being done to promote diversity in your work place as far as ... is concerned?

Disability

QC11.7 Würden Sie sagen, dass genug dafür getan wird, um an Ihrem Arbeitsplatz die Vielfalt in Bezug auf ... zu fördern?

Behinderung

%		Oui, tout à fait		Oui, plutôt		Non, pas vraiment		Non, Pas du tout		Il n'y a pas besoin d'encourager la diversité (SPONTANE)	
		Yes, definitely		Yes, to some extent		No, not really		No, definitely not		There is no need to promote diversity (SPONTANEOUS)	
		Ja, sicher		Ja, bis zu einem gewissen Grad		Nein, nicht wirklich		Nein, sicher nicht		Es besteht keine Notwendigkeit, Vielfalt zu fördern (SPONTAN)	
		EB 77.4	Diff. EB 71.2	EB 77.4	Diff. EB 71.2	EB 77.4	Diff. EB 71.2	EB 77.4	Diff. EB 71.2	EB 77.4	Diff. EB 71.2
	EU 27	6	0	15	-1	14	0	6	0	2	2
	BE	5	-1	18	2	17	0	5	-1	2	2
	BG	6	3	13	5	15	1	11	-2	0	0
	CZ	4	0	17	1	18	-1	12	4	3	3
	DK	11	3	16	-1	14	-2	4	-2	2	2
	DE	9	-2	16	-3	14	3	4	0	3	3
	EE	6	0	12	2	13	-1	9	-1	4	4
	IE	5	-4	13	-3	9	-1	6	2	3	3
	EL	4	2	14	0	14	-4	9	-2	2	2
	ES	4	0	10	-7	9	-3	9	3	3	3
	FR	7	0	16	-2	14	1	6	-2	1	1
	IT	4	1	15	-1	16	0	7	2	3	3
	CY	5	-3	14	-8	11	-1	9	6	3	3
	LV	5	0	10	-7	10	-1	5	-1	8	8
	LT	4	1	9	1	9	1	9	3	4	4
	LU	7	0	17	3	15	-2	5	-1	1	1
	HU	4	0	14	2	12	-1	10	5	3	3
	MT	6	0	14	1	7	-3	6	0	3	3
	NL	4	-2	20	2	18	-2	7	2	2	2
	AT	5	0	20	-1	16	0	7	1	6	6
	PL	1	-1	9	-2	14	0	8	3	2	2
	PT	2	-1	9	-5	8	-8	7	4	4	4
	RO	2	-1	8	-3	11	-2	6	-2	4	4
	SI	6	-3	12	-3	11	2	6	2	6	6
	SK	3	-2	21	2	21	4	7	-3	3	3
	FI	5	1	23	7	15	-9	4	0	1	1
	SE	14	2	14	1	17	0	8	0	2	2
	UK	11	0	20	2	11	0	3	0	1	1

QC11.7 Diriez-vous que suffisamment d'efforts sont faits pour encourager la diversité sur votre lieu de travail en ce qui concerne... ?





























Un handicap

QC11.7 Do you think that enough is being done to promote diversity in your work place as far as ... is concerned?

Disability

QC11.7 Würden Sie sagen, dass genug dafür getan wird, um an Ihrem Arbeitsplatz die Vielfalt in Bezug auf ... zu fördern?

Behinderung

		Pas applicable (SPONTANE)		NSP	
		Not applicable (SPONTANEOUS)		DK	
		Nicht zutreffend (SPONTAN)		Weiß nicht / Keine Angabe	
%		EB 77.4	Diff. EB 71.2	EB 77.4	Diff. EB 71.2
	EU 27	<b>54</b>	<i>0</i>	<b>3</b>	<i>-1</i>
	BE	<b>52</b>	<i>-2</i>	<b>1</b>	<i>0</i>
	BG	<b>53</b>	<i>2</i>	<b>2</b>	<i>-9</i>
	CZ	<b>43</b>	<i>-5</i>	<b>3</b>	<i>-2</i>
	DK	<b>52</b>	<i>1</i>	<b>1</b>	<i>-1</i>
	DE	<b>52</b>	<i>-1</i>	<b>2</b>	<i>0</i>
	EE	<b>51</b>	<i>-2</i>	<b>5</b>	<i>-2</i>
	IE	<b>57</b>	<i>2</i>	<b>7</b>	<i>1</i>
	EL	<b>56</b>	<i>3</i>	<b>1</b>	<i>-1</i>
	ES	<b>64</b>	<i>5</i>	<b>1</b>	<i>-1</i>
	FR	<b>53</b>	<i>2</i>	<b>3</b>	<i>0</i>
	IT	<b>52</b>	<i>-1</i>	<b>3</b>	<i>-4</i>
	CY	<b>50</b>	<i>-3</i>	<b>8</b>	<i>6</i>
	LV	<b>57</b>	<i>11</i>	<b>5</b>	<i>-10</i>
	LT	<b>59</b>	<i>-7</i>	<b>6</b>	<i>-3</i>
	LU	<b>53</b>	<i>4</i>	<b>2</b>	<i>-5</i>
	HU	<b>54</b>	<i>-8</i>	<b>3</b>	<i>-1</i>
	MT	<b>60</b>	<i>6</i>	<b>4</b>	<i>-7</i>
	NL	<b>47</b>	<i>-1</i>	<b>2</b>	<i>-1</i>
	AT	<b>45</b>	<i>-4</i>	<b>1</b>	<i>-2</i>
	PL	<b>60</b>	<i>0</i>	<b>6</b>	<i>-2</i>
	PT	<b>65</b>	<i>7</i>	<b>5</b>	<i>-1</i>
	RO	<b>58</b>	<i>2</i>	<b>11</b>	<i>2</i>
	SI	<b>56</b>	<i>-4</i>	<b>3</b>	<i>0</i>
	SK	<b>43</b>	<i>-2</i>	<b>2</b>	<i>-2</i>
	FI	<b>49</b>	<i>0</i>	<b>3</b>	<i>0</i>
	SE	<b>42</b>	<i>-1</i>	<b>3</b>	<i>-4</i>
	UK	<b>52</b>	<i>-3</i>	<b>2</b>	<i>0</i>

QC11.8 Diriez-vous que suffisamment d'efforts sont faits pour encourager la diversité sur votre lieu de travail en ce qui concerne... ?





























L'identité sexuelle (être transgenre ou transsexuel)

QC11.8 Do you think that enough is being done to promote diversity in your work place as far as ... is concerned?

Gender identity (being transgender or transsexual)

QC11.8 Würden Sie sagen, dass genug dafür getan wird, um an Ihrem Arbeitsplatz die Vielfalt in Bezug auf ... zu fördern?

Die Geschlechtsidentität (dass jemand transgender oder transsexuell ist)

		Oui, tout à fait	Oui, plutôt	Non, pas vraiment	Non, Pas du tout	Il n'y a pas besoin d'encourager la diversité (SPONTANE)
		Yes, definitely	Yes, to some extent	No, not really	No, definitely not	There is no need to promote diversity (SPONTANEOUS)
		Ja, sicher	Ja, bis zu einem gewissen Grad	Nein, nicht wirklich	Nein, sicher nicht	Es besteht keine Notwendigkeit, Vielfalt zu fördern (SPONTAN)
%		EB 77.4	EB 77.4	EB 77.4	EB 77.4	EB 77.4
	EU 27	4	10	14	7	4
	BE	4	14	16	7	3
	BG	6	8	11	14	1
	CZ	3	12	18	11	5
	DK	8	14	13	5	3
	DE	5	10	16	6	5
	EE	5	7	12	11	5
	IE	3	10	8	6	5
	EL	3	9	14	11	4
	ES	5	7	9	8	5
	FR	4	10	15	6	2
	IT	3	11	18	8	3
	CY	2	6	10	12	5
	LV	4	5	7	5	11
	LT	2	6	8	9	6
	LU	4	14	13	6	1
	HU	3	7	12	9	6
	MT	4	10	10	7	3
	NL	2	12	20	7	3
	AT	2	13	16	9	9
	PL	1	7	14	8	2
	PT	1	8	9	6	4
	RO	1	5	9	7	4
	SI	4	9	8	7	8
	SK	2	13	19	11	6
	FI	4	17	18	5	1
	SE	15	14	11	8	3
	UK	9	15	13	3	1

QC11.8 Diriez-vous que suffisamment d'efforts sont faits pour encourager la diversité sur votre lieu de travail en ce qui concerne... ?





























L'identité sexuelle (être transgenre ou transsexuel)

QC11.8 Do you think that enough is being done to promote diversity in your work place as far as ... is concerned?

Gender identity (being transgender or transsexual)

QC11.8 Würden Sie sagen, dass genug dafür getan wird, um an Ihrem Arbeitsplatz die Vielfalt in Bezug auf ... zu fördern?





























Die Geschlechtsidentität (dass jemand transgender oder transsexuell ist)

		Pas applicable (SPONTANE)	NSP
		Not applicable (SPONTANEOUS)	DK
		Nicht zutreffend (SPONTAN)	Weiß nicht / Keine Angabe
%		EB 77.4	EB 77.4
	EU 27	<b>55</b>	<b>6</b>
	BE	<b>54</b>	<b>2</b>
	BG	<b>53</b>	<b>7</b>
	CZ	<b>44</b>	<b>7</b>
	DK	<b>53</b>	<b>4</b>
	DE	<b>53</b>	<b>5</b>
	EE	<b>51</b>	<b>9</b>
	IE	<b>57</b>	<b>11</b>
	EL	<b>57</b>	<b>2</b>
	ES	<b>64</b>	<b>2</b>
	FR	<b>54</b>	<b>9</b>
	IT	<b>52</b>	<b>5</b>
	CY	<b>50</b>	<b>15</b>
	LV	<b>60</b>	<b>8</b>
	LT	<b>60</b>	<b>9</b>
	LU	<b>55</b>	<b>7</b>
	HU	<b>56</b>	<b>7</b>
	MT	<b>60</b>	<b>6</b>
	NL	<b>50</b>	<b>6</b>
	AT	<b>47</b>	<b>4</b>
	PL	<b>60</b>	<b>8</b>
	PT	<b>65</b>	<b>7</b>
	RO	<b>60</b>	<b>14</b>
	SI	<b>57</b>	<b>7</b>
	SK	<b>44</b>	<b>5</b>
	FI	<b>50</b>	<b>5</b>
	SE	<b>42</b>	<b>7</b>
	UK	<b>53</b>	<b>6</b>

QC12 Au cas où vous seriez victime de discrimination ou de harcèlement, à qui préféreriez-vous vous adresser ?

QC12 If you were the victim of discrimination or harassment, to whom would you prefer to report your case?





























QC12 An wen würden Sie sich am ehesten wenden, falls Sie Opfer von Diskriminierung oder Belästigung wären?

	%	A des syndicats		A des ONG – associations		Aux tribunaux		A un organisme pour l'égalité des chances (SPECIFIER EN FONCTION DU PAYS)	
		EB	Diff. EB	EB	Diff. EB	EB	Diff. EB	EB	Diff. EB
		77.4	71.2	77.4	71.2	77.4	71.2	77.4	71.2
 EU 27		<b>10</b>	-3	<b>3</b>	-1	<b>10</b>	5	<b>16</b>	3
 BE		<b>20</b>	1	<b>2</b>	-2	<b>6</b>	3	<b>23</b>	3
 BG		<b>2</b>	-4	<b>5</b>	2	<b>12</b>	4	<b>30</b>	9
 CZ		<b>7</b>	-3	<b>5</b>	-1	<b>7</b>	4	<b>17</b>	7
 DK		<b>51</b>	2	<b>1</b>	-1	<b>2</b>	1	<b>4</b>	0
 DE		<b>8</b>	-2	<b>3</b>	0	<b>4</b>	1	<b>15</b>	-4
 EE		<b>6</b>	-1	<b>1</b>	-1	<b>8</b>	4	<b>18</b>	4
 IE		<b>14</b>	-13	<b>2</b>	-1	<b>2</b>	1	<b>19</b>	6
 EL		<b>3</b>	-5	<b>5</b>	-1	<b>12</b>	7	<b>18</b>	-4
 ES		<b>7</b>	-7	<b>2</b>	-4	<b>10</b>	1	<b>7</b>	3
 FR		<b>15</b>	-2	<b>5</b>	-2	<b>14</b>	9	<b>14</b>	0
 IT		<b>9</b>	-1	<b>5</b>	0	<b>13</b>	6	<b>12</b>	5
 CY		<b>6</b>	-12	<b>2</b>	0	<b>6</b>	4	<b>26</b>	9
 LV		<b>8</b>	-1	<b>4</b>	1	<b>9</b>	4	<b>22</b>	8
 LT		<b>5</b>	0	<b>1</b>	0	<b>2</b>	-1	<b>33</b>	8
 LU		<b>13</b>	-9	<b>6</b>	2	<b>4</b>	2	<b>11</b>	5
 HU		<b>2</b>	-3	<b>6</b>	4	<b>9</b>	3	<b>22</b>	5
 MT		<b>9</b>	-10	<b>4</b>	-2	<b>3</b>	1	<b>13</b>	8
 NL		<b>9</b>	1	<b>1</b>	-1	<b>2</b>	0	<b>34</b>	11
 AT		<b>9</b>	-11	<b>7</b>	2	<b>11</b>	6	<b>18</b>	4
 PL		<b>6</b>	-1	<b>3</b>	-4	<b>16</b>	6	<b>20</b>	12
 PT		<b>3</b>	-2	<b>5</b>	-3	<b>11</b>	2	<b>14</b>	1
 RO		<b>2</b>	-5	<b>2</b>	0	<b>14</b>	7	<b>17</b>	3
 SI		<b>5</b>	-5	<b>6</b>	-5	<b>3</b>	1	<b>15</b>	4
 SK		<b>4</b>	-7	<b>2</b>	0	<b>7</b>	3	<b>17</b>	8
 FI		<b>32</b>	-3	<b>3</b>	-1	<b>3</b>	0	<b>7</b>	0
 SE		<b>27</b>	-9	<b>2</b>	0	<b>1</b>	0	<b>42</b>	11
 UK		<b>16</b>	-2	<b>1</b>	-1	<b>9</b>	4	<b>14</b>	6

QC12 Au cas où vous seriez victime de discrimination ou de harcèlement, à qui préféreriez-vous vous adresser ?

QC12 If you were the victim of discrimination or harassment, to whom would you prefer to report your case?

QC12 An wen würden Sie sich am ehesten wenden, falls Sie Opfer von Diskriminierung oder Belästigung wären?

	%	A un avocat		A la police		Autre (SPONTANE)		NSP	
		Lawyer		Police		Other (SPONTANEOUS)		DK	
		Anwalt		Polizei		Sonstiges (SPONTAN)		Weiß nicht / Keine Angabe	
		EB 77.4	Diff. EB 71.2	EB 77.4	Diff. EB 71.2	EB 77.4	Diff. EB 71.2	EB 77.4	Diff. EB 71.2
 EU 27		<b>14</b>	<i>0</i>	<b>34</b>	<i>0</i>	<b>4</b>	<i>-1</i>	<b>9</b>	<i>-3</i>
 BE		<b>10</b>	<i>2</i>	<b>32</b>	<i>-2</i>	<b>5</b>	<i>-2</i>	<b>2</b>	<i>-3</i>
 BG		<b>8</b>	<i>-2</i>	<b>21</b>	<i>-12</i>	<b>3</b>	<i>-1</i>	<b>19</b>	<i>4</i>
 CZ		<b>17</b>	<i>3</i>	<b>38</b>	<i>-5</i>	<b>1</b>	<i>-2</i>	<b>8</b>	<i>-3</i>
 DK		<b>6</b>	<i>-2</i>	<b>22</b>	<i>-4</i>	<b>8</b>	<i>2</i>	<b>6</b>	<i>2</i>
 DE		<b>21</b>	<i>1</i>	<b>35</b>	<i>8</i>	<b>6</b>	<i>0</i>	<b>8</b>	<i>-4</i>
 EE		<b>10</b>	<i>2</i>	<b>38</b>	<i>2</i>	<b>5</b>	<i>-4</i>	<b>14</b>	<i>-6</i>
 IE		<b>13</b>	<i>5</i>	<b>29</b>	<i>9</i>	<b>4</b>	<i>-5</i>	<b>17</b>	<i>-2</i>
 EL		<b>20</b>	<i>4</i>	<b>32</b>	<i>-5</i>	<b>3</b>	<i>0</i>	<b>7</b>	<i>4</i>
 ES		<b>16</b>	<i>0</i>	<b>43</b>	<i>7</i>	<b>3</b>	<i>-1</i>	<b>12</b>	<i>1</i>
 FR		<b>13</b>	<i>0</i>	<b>30</b>	<i>-5</i>	<b>3</b>	<i>-1</i>	<b>6</b>	<i>1</i>
 IT		<b>17</b>	<i>-1</i>	<b>35</b>	<i>-9</i>	<b>3</b>	<i>2</i>	<b>6</b>	<i>-2</i>
 CY		<b>12</b>	<i>-2</i>	<b>32</b>	<i>-3</i>	<b>7</b>	<i>-1</i>	<b>9</b>	<i>5</i>
 LV		<b>7</b>	<i>0</i>	<b>27</b>	<i>-5</i>	<b>3</b>	<i>-9</i>	<b>20</b>	<i>2</i>
 LT		<b>6</b>	<i>-4</i>	<b>33</b>	<i>-1</i>	<b>7</b>	<i>1</i>	<b>13</b>	<i>-3</i>
 LU		<b>20</b>	<i>11</i>	<b>34</b>	<i>-12</i>	<b>8</b>	<i>1</i>	<b>4</b>	<i>0</i>
 HU		<b>7</b>	<i>1</i>	<b>38</b>	<i>-4</i>	<b>3</b>	<i>-1</i>	<b>13</b>	<i>-5</i>
 MT		<b>17</b>	<i>4</i>	<b>40</b>	<i>1</i>	<b>4</b>	<i>-2</i>	<b>10</b>	<i>0</i>
 NL		<b>6</b>	<i>4</i>	<b>37</b>	<i>-5</i>	<b>6</b>	<i>-5</i>	<b>5</b>	<i>-5</i>
 AT		<b>22</b>	<i>10</i>	<b>19</b>	<i>-5</i>	<b>4</b>	<i>-1</i>	<b>10</b>	<i>-5</i>
 PL		<b>12</b>	<i>-6</i>	<b>28</b>	<i>1</i>	<b>2</b>	<i>0</i>	<b>13</b>	<i>-8</i>
 PT		<b>10</b>	<i>3</i>	<b>38</b>	<i>10</i>	<b>1</b>	<i>-1</i>	<b>18</b>	<i>-10</i>
 RO		<b>13</b>	<i>3</i>	<b>35</b>	<i>-9</i>	<b>3</b>	<i>1</i>	<b>14</b>	<i>0</i>
 SI		<b>17</b>	<i>1</i>	<b>34</b>	<i>-1</i>	<b>11</b>	<i>4</i>	<b>9</b>	<i>1</i>
 SK		<b>14</b>	<i>0</i>	<b>42</b>	<i>-5</i>	<b>4</b>	<i>-1</i>	<b>10</b>	<i>2</i>
 FI		<b>5</b>	<i>-5</i>	<b>31</b>	<i>4</i>	<b>13</b>	<i>6</i>	<b>6</b>	<i>-1</i>
 SE		<b>3</b>	<i>-2</i>	<b>15</b>	<i>3</i>	<b>7</b>	<i>-1</i>	<b>3</b>	<i>-2</i>
 UK		<b>11</b>	<i>1</i>	<b>37</b>	<i>4</i>	<b>4</b>	<i>-6</i>	<b>8</b>	<i>-6</i>































QC13.1 Une discrimination peut se produire en dehors de la vie professionnelle. Par exemple, dans l'éducation ou en allant faire ses courses, en allant au restaurant ou dans des bars, en essayant de louer ou d'acheter un logement, en allant chez le médecin ou à l'hôpital. Pourriez-vous me dire si, selon vous, les discriminations en dehors de la vie professionnelle sont très répandues, plutôt répandues, plutôt rares ou très rares en (NOTRE PAYS) ? Des discriminations sur la base ...

De l'origine ethnique

QC13.1 Discrimination can happen outside working life. For example, in education, when people go shopping, visit restaurants/ bars, try to rent an accommodation or buy a property, go to a doctor or to a hospital. Could you please tell me whether, in your opinion, discrimination outside working life is very widespread, fairly widespread, fairly rare or very rare in (OUR COUNTRY)? Discrimination on the basis of...  
Ethnic origin

QC13.1 Es kann auch außerhalb des Berufslebens zu Diskriminierung kommen, wie z.B. im Bildungswesen, beim Einkaufen, beim Besuch von Restaurants/Bars, beim Versuch eine Wohnung zu mieten oder eine Immobilie zu kaufen, beim Besuch eines Arztes oder der Behandlung in einem Krankenhaus. Bitte sagen Sie mir, ob Diskriminierung außerhalb des Berufslebens Ihrer Meinung nach in (UNSEREM LAND) sehr verbreitet, ziemlich verbreitet, ziemlich selten oder sehr selten ist. Wie ist es mit Diskriminierung aufgrund ...  
Der ethnischen Herkunft

		Très répandues	Plutôt répandues	Plutôt rares	Très rares	Non existant (SPONTANE)	NSP	Total 'Répandu'	Total 'Rare'
		Very widespread	Fairly widespread	Fairly rare	Very rare	Non-existent (SPONTANEOUS)	DK	Total 'Widespread'	Total 'Rare'
		Sehr verbreitet	Ziemlich verbreitet	Ziemlich selten	Sehr selten	Existiert nicht (SPONTAN)	Weiß nicht / Keine Angabe	Gesamt 'Weit verbreitet'	Gesamt 'Selten'
%		EB	EB	EB	EB	EB	EB	EB	EB
		77.4	77.4	77.4	77.4	77.4	77.4	77.4	77.4
	EU 27	<b>9</b>	<b>38</b>	<b>33</b>	<b>11</b>	<b>3</b>	<b>6</b>	<b>47</b>	<b>44</b>
	BE	<b>11</b>	<b>48</b>	<b>30</b>	<b>9</b>	<b>1</b>	<b>1</b>	<b>59</b>	<b>39</b>
	BG	<b>7</b>	<b>24</b>	<b>28</b>	<b>24</b>	<b>10</b>	<b>7</b>	<b>31</b>	<b>52</b>
	CZ	<b>9</b>	<b>35</b>	<b>39</b>	<b>12</b>	<b>2</b>	<b>3</b>	<b>44</b>	<b>51</b>
	DK	<b>10</b>	<b>46</b>	<b>33</b>	<b>7</b>	<b>1</b>	<b>3</b>	<b>56</b>	<b>40</b>
	DE	<b>6</b>	<b>36</b>	<b>38</b>	<b>13</b>	<b>2</b>	<b>5</b>	<b>42</b>	<b>51</b>
	EE	<b>3</b>	<b>26</b>	<b>36</b>	<b>21</b>	<b>9</b>	<b>5</b>	<b>29</b>	<b>57</b>
	IE	<b>4</b>	<b>25</b>	<b>34</b>	<b>23</b>	<b>3</b>	<b>11</b>	<b>29</b>	<b>57</b>
	EL	<b>17</b>	<b>46</b>	<b>23</b>	<b>9</b>	<b>4</b>	<b>1</b>	<b>63</b>	<b>32</b>
	ES	<b>9</b>	<b>40</b>	<b>34</b>	<b>14</b>	<b>0</b>	<b>3</b>	<b>49</b>	<b>48</b>
	FR	<b>13</b>	<b>51</b>	<b>25</b>	<b>4</b>	<b>1</b>	<b>6</b>	<b>64</b>	<b>29</b>
	IT	<b>12</b>	<b>43</b>	<b>26</b>	<b>11</b>	<b>2</b>	<b>6</b>	<b>55</b>	<b>37</b>
	CY	<b>12</b>	<b>40</b>	<b>23</b>	<b>9</b>	<b>13</b>	<b>3</b>	<b>52</b>	<b>32</b>
	LV	<b>2</b>	<b>17</b>	<b>31</b>	<b>25</b>	<b>16</b>	<b>9</b>	<b>19</b>	<b>56</b>
	LT	<b>2</b>	<b>13</b>	<b>37</b>	<b>28</b>	<b>11</b>	<b>9</b>	<b>15</b>	<b>65</b>
	LU	<b>7</b>	<b>41</b>	<b>37</b>	<b>10</b>	<b>1</b>	<b>4</b>	<b>48</b>	<b>47</b>
	HU	<b>22</b>	<b>41</b>	<b>22</b>	<b>8</b>	<b>3</b>	<b>4</b>	<b>63</b>	<b>30</b>
	MT	<b>12</b>	<b>40</b>	<b>26</b>	<b>12</b>	<b>2</b>	<b>8</b>	<b>52</b>	<b>38</b>
	NL	<b>11</b>	<b>48</b>	<b>32</b>	<b>6</b>	<b>0</b>	<b>3</b>	<b>59</b>	<b>38</b>
	AT	<b>7</b>	<b>38</b>	<b>33</b>	<b>13</b>	<b>5</b>	<b>4</b>	<b>45</b>	<b>46</b>
	PL	<b>3</b>	<b>18</b>	<b>41</b>	<b>13</b>	<b>12</b>	<b>13</b>	<b>21</b>	<b>54</b>
	PT	<b>5</b>	<b>41</b>	<b>31</b>	<b>13</b>	<b>4</b>	<b>6</b>	<b>46</b>	<b>44</b>
	RO	<b>4</b>	<b>25</b>	<b>30</b>	<b>18</b>	<b>10</b>	<b>13</b>	<b>29</b>	<b>48</b>
	SI	<b>3</b>	<b>28</b>	<b>34</b>	<b>25</b>	<b>7</b>	<b>3</b>	<b>31</b>	<b>59</b>
	SK	<b>8</b>	<b>34</b>	<b>39</b>	<b>13</b>	<b>3</b>	<b>3</b>	<b>42</b>	<b>52</b>
	FI	<b>11</b>	<b>49</b>	<b>31</b>	<b>5</b>	<b>2</b>	<b>2</b>	<b>60</b>	<b>36</b>
	SE	<b>14</b>	<b>52</b>	<b>27</b>	<b>4</b>	<b>0</b>	<b>3</b>	<b>66</b>	<b>31</b>
	UK	<b>9</b>	<b>36</b>	<b>40</b>	<b>7</b>	<b>1</b>	<b>7</b>	<b>45</b>	<b>47</b>

QC13.2 Une discrimination peut se produire en dehors de la vie professionnelle. Par exemple, dans l'éducation ou en allant faire ses courses, en allant au restaurant ou dans des bars, en essayant de louer ou d'acheter un logement, en allant chez le médecin ou à l'hôpital. Pourriez-vous me dire si, selon vous, les discriminations en dehors de la vie professionnelle sont très répandues, plutôt répandues, plutôt rares ou très rares en (NOTRE PAYS) ? Des discriminations sur la base ...





























De l'orientation sexuelle (être homosexuel, lesbienne ou bisexuel)

QC13.2 Discrimination can happen outside working life. For example, in education, when people go shopping, visit restaurants/ bars, try to rent an accommodation or buy a property, go to a doctor or to a hospital. Could you please tell me whether, in your opinion, discrimination outside working life is very widespread, fairly widespread, fairly rare or very rare in (OUR COUNTRY)? Discrimination on the basis of...

Sexual orientation (being gay, lesbian or bisexual)

QC13.2 Es kann auch außerhalb des Berufslebens zu Diskriminierung kommen, wie z.B. im Bildungswesen, beim Einkaufen, beim Besuch von Restaurants/Bars, beim Versuch eine Wohnung zu mieten oder eine Immobilie zu kaufen, beim Besuch eines Arztes oder der Behandlung in einem Krankenhaus. Bitte sagen Sie mir, ob Diskriminierung außerhalb des Berufslebens Ihrer Meinung nach in (UNSEREM LAND) sehr verbreitet, ziemlich verbreitet, ziemlich selten oder sehr selten ist. Wie ist es mit Diskriminierung aufgrund ...

Der sexuellen Orientierung (weil jemand schwul, lesbisch oder bisexuell ist)





























		Très répandues	Plutôt répandues	Plutôt rares	Très rares	Non existant (SPONTANE)	NSP	Total 'Répandu'	Total 'Rare'
		Very widespread	Fairly widespread	Fairly rare	Very rare	Non-existent (SPONTANEOUS)	DK	Total 'Widespread'	Total 'Rare'
		Sehr verbreitet	Ziemlich verbreitet	Ziemlich selten	Sehr selten	Existiert nicht (SPONTAN)	Weiß nicht / Keine Angabe	Gesamt 'Weit verbreitet'	Gesamt 'Selten'
%		EB	EB	EB	EB	EB	EB	EB	EB
		77.4	77.4	77.4	77.4	77.4	77.4	77.4	77.4
	EU 27	<b>7</b>	<b>31</b>	<b>36</b>	<b>14</b>	<b>3</b>	<b>9</b>	<b>38</b>	<b>50</b>
	BE	<b>5</b>	<b>32</b>	<b>44</b>	<b>16</b>	<b>1</b>	<b>2</b>	<b>37</b>	<b>60</b>
	BG	<b>3</b>	<b>13</b>	<b>21</b>	<b>23</b>	<b>12</b>	<b>28</b>	<b>16</b>	<b>44</b>
	CZ	<b>2</b>	<b>16</b>	<b>46</b>	<b>24</b>	<b>6</b>	<b>6</b>	<b>18</b>	<b>70</b>
	DK	<b>3</b>	<b>25</b>	<b>49</b>	<b>18</b>	<b>2</b>	<b>3</b>	<b>28</b>	<b>67</b>
	DE	<b>4</b>	<b>23</b>	<b>42</b>	<b>21</b>	<b>3</b>	<b>7</b>	<b>27</b>	<b>63</b>
	EE	<b>5</b>	<b>21</b>	<b>33</b>	<b>20</b>	<b>10</b>	<b>11</b>	<b>26</b>	<b>53</b>
	IE	<b>2</b>	<b>16</b>	<b>38</b>	<b>25</b>	<b>4</b>	<b>15</b>	<b>18</b>	<b>63</b>
	EL	<b>15</b>	<b>40</b>	<b>27</b>	<b>11</b>	<b>4</b>	<b>3</b>	<b>55</b>	<b>38</b>
	ES	<b>6</b>	<b>29</b>	<b>43</b>	<b>17</b>	<b>0</b>	<b>5</b>	<b>35</b>	<b>60</b>
	FR	<b>10</b>	<b>36</b>	<b>37</b>	<b>7</b>	<b>1</b>	<b>9</b>	<b>46</b>	<b>44</b>
	IT	<b>13</b>	<b>46</b>	<b>21</b>	<b>11</b>	<b>2</b>	<b>7</b>	<b>59</b>	<b>32</b>
	CY	<b>11</b>	<b>41</b>	<b>20</b>	<b>11</b>	<b>11</b>	<b>6</b>	<b>52</b>	<b>31</b>
	LV	<b>3</b>	<b>15</b>	<b>27</b>	<b>23</b>	<b>18</b>	<b>14</b>	<b>18</b>	<b>50</b>
	LT	<b>5</b>	<b>23</b>	<b>30</b>	<b>20</b>	<b>10</b>	<b>12</b>	<b>28</b>	<b>50</b>
	LU	<b>4</b>	<b>26</b>	<b>46</b>	<b>16</b>	<b>2</b>	<b>6</b>	<b>30</b>	<b>62</b>
	HU	<b>6</b>	<b>27</b>	<b>30</b>	<b>20</b>	<b>6</b>	<b>11</b>	<b>33</b>	<b>50</b>
	MT	<b>12</b>	<b>32</b>	<b>27</b>	<b>14</b>	<b>5</b>	<b>10</b>	<b>44</b>	<b>41</b>
	NL	<b>8</b>	<b>35</b>	<b>40</b>	<b>13</b>	<b>1</b>	<b>3</b>	<b>43</b>	<b>53</b>
	AT	<b>5</b>	<b>28</b>	<b>37</b>	<b>14</b>	<b>8</b>	<b>8</b>	<b>33</b>	<b>51</b>
	PL	<b>7</b>	<b>25</b>	<b>31</b>	<b>12</b>	<b>11</b>	<b>14</b>	<b>32</b>	<b>43</b>
	PT	<b>8</b>	<b>41</b>	<b>27</b>	<b>11</b>	<b>3</b>	<b>10</b>	<b>49</b>	<b>38</b>
	RO	<b>6</b>	<b>22</b>	<b>21</b>	<b>17</b>	<b>9</b>	<b>25</b>	<b>28</b>	<b>38</b>
	SI	<b>7</b>	<b>32</b>	<b>26</b>	<b>22</b>	<b>6</b>	<b>7</b>	<b>39</b>	<b>48</b>
	SK	<b>6</b>	<b>22</b>	<b>38</b>	<b>19</b>	<b>5</b>	<b>10</b>	<b>28</b>	<b>57</b>
	FI	<b>3</b>	<b>35</b>	<b>47</b>	<b>9</b>	<b>2</b>	<b>4</b>	<b>38</b>	<b>56</b>
	SE	<b>6</b>	<b>33</b>	<b>45</b>	<b>12</b>	<b>0</b>	<b>4</b>	<b>39</b>	<b>57</b>
	UK	<b>6</b>	<b>29</b>	<b>44</b>	<b>9</b>	<b>1</b>	<b>11</b>	<b>35</b>	<b>53</b>

QC13.3 Une discrimination peut se produire en dehors de la vie professionnelle. Par exemple, dans l'éducation ou en allant faire ses courses, en allant au restaurant ou dans des bars, en essayant de louer ou d'acheter un logement, en allant chez le médecin ou à l'hôpital. Pourriez-vous me dire si, selon vous, les discriminations en dehors de la vie professionnelle sont très répandues, plutôt répandues, plutôt rares ou très rares en (NOTRE PAYS) ? Des discriminations sur la base ...

De l'âge pour ceux qui sont âgés de plus de 55 ans

QC13.3 Discrimination can happen outside working life. For example, in education, when people go shopping, visit restaurants/ bars, try to rent an accommodation or buy a property, go to a doctor or to a hospital. Could you please tell me whether, in your opinion, discrimination outside working life is very widespread, fairly widespread, fairly rare or very rare in (OUR COUNTRY)? Discrimination on the basis of...  
Being over 55 years old

QC13.3 Es kann auch außerhalb des Berufslebens zu Diskriminierung kommen, wie z.B. im Bildungswesen, beim Einkaufen, beim Besuch von Restaurants/Bars, beim Versuch eine Wohnung zu mieten oder eine Immobilie zu kaufen, beim Besuch eines Arztes oder der Behandlung in einem Krankenhaus. Bitte sagen Sie mir, ob Diskriminierung außerhalb des Berufslebens Ihrer Meinung nach in (UNSEREM LAND) sehr verbreitet, ziemlich verbreitet, ziemlich selten oder sehr selten ist. Wie ist es mit Diskriminierung aufgrund ...  
Des Alters, weil jemand älter als 55 Jahre ist





























	%	Très répandues	Plutôt répandues	Plutôt rares	Très rares	Non existant (SPONTANE)	NSP	Total 'Répandu'	Total 'Rare'
		Very widespread	Fairly widespread	Fairly rare	Very rare	Non-existent (SPONTANEOUS)	DK	'Widespread'	Total 'Rare'
		Sehr verbreitet	Ziemlich verbreitet	Ziemlich selten	Sehr selten	Existiert nicht (SPONTAN)	Weiß nicht / Keine Angabe	Gesamt 'Weit verbreitet'	Gesamt 'Selten'
	EB	EB	EB	EB	EB	EB	EB	EB	
 EU 27		77.4	77.4	77.4	77.4	77.4	77.4	77.4	77.4
 BE		6	26	37	20	5	6	32	57
 BG		4	22	46	25	2	1	26	71
 CZ		9	20	24	21	18	8	29	45
 DK		10	28	37	18	4	3	38	55
 DE		2	15	49	29	2	3	17	78
 EE		5	20	40	26	5	4	25	66
 ES		4	23	37	22	9	5	27	59
 FR		2	14	36	30	8	10	16	66
 GR		7	22	34	24	12	1	29	58
 IE		8	27	33	29	0	3	35	62
 IT		5	29	46	13	1	6	34	59
 CY		9	32	26	17	10	6	41	43
 LV		6	24	27	21	20	2	30	48
 LT		7	22	26	20	17	8	29	46
 LU		6	25	31	21	12	5	31	52
 HU		4	24	43	21	4	4	28	64
 MT		16	33	25	15	7	4	49	40
 NL		3	14	26	31	18	8	17	57
 AT		5	18	46	26	2	3	23	72
 PL		5	25	32	19	16	3	30	51
 PT		7	27	34	12	12	8	34	46
 RO		6	29	33	20	7	5	35	53
 SI		7	27	26	17	9	14	34	43
 SK		6	28	32	23	9	2	34	55
 FI		14	33	36	12	2	3	47	48
 SE		2	19	56	18	3	2	21	74
 UK		3	21	50	23	0	3	24	73
		5	26	46	14	1	8	31	60

QC13.4 Une discrimination peut se produire en dehors de la vie professionnelle. Par exemple, dans l'éducation ou en allant faire ses courses, en allant au restaurant ou dans des bars, en essayant de louer ou d'acheter un logement, en allant chez le médecin ou à l'hôpital. Pourriez-vous me dire si, selon vous, les discriminations en dehors de la vie professionnelle sont très répandues, plutôt répandues, plutôt rares ou très rares en (NOTRE PAYS) ? Des discriminations sur la base ...

De l'âge pour ceux qui sont âgés de moins de 30 ans

QC13.4 Discrimination can happen outside working life. For example, in education, when people go shopping, visit restaurants/ bars, try to rent an accommodation or buy a property, go to a doctor or to a hospital. Could you please tell me whether, in your opinion, discrimination outside working life is very widespread, fairly widespread, fairly rare or very rare in (OUR COUNTRY)? Discrimination on the basis of...  
Being under 30 years old

QC13.4 Es kann auch außerhalb des Berufslebens zu Diskriminierung kommen, wie z.B. im Bildungswesen, beim Einkaufen, beim Besuch von Restaurants/Bars, beim Versuch eine Wohnung zu mieten oder eine Immobilie zu kaufen, beim Besuch eines Arztes oder der Behandlung in einem Krankenhaus. Bitte sagen Sie mir, ob Diskriminierung außerhalb des Berufslebens Ihrer Meinung nach in (UNSEREM LAND) sehr verbreitet, ziemlich verbreitet, ziemlich selten oder sehr selten ist. Wie ist es mit Diskriminierung aufgrund ...  
Des Alters, weil jemand jünger als 30 Jahre ist





























		Très répandues	Plutôt répandues	Plutôt rares	Très rares	Non existant (SPONTANE)	NSP	Total 'Répandu'	Total 'Rare'
		Very widespread	Fairly widespread	Fairly rare	Very rare	Non-existent (SPONTANEOUS)	DK	Total 'Widespread'	Total 'Rare'
		Sehr verbreitet	Ziemlich verbreitet	Ziemlich selten	Sehr selten	Existiert nicht (SPONTAN)	Weiß nicht / Keine Angabe	Gesamt 'Weit verbreitet'	Gesamt 'Selten'
	%	EB	EB	EB	EB	EB	EB	EB	EB
		77.4	77.4	77.4	77.4	77.4	77.4	77.4	77.4
 EU 27		2	13	38	31	10	6	15	69
 BE		1	15	44	32	7	1	16	76
 BG		1	7	25	30	29	8	8	55
 CZ		2	7	38	41	9	3	9	79
 DK		1	9	46	38	3	3	10	84
 DE		1	6	32	48	9	4	7	80
 EE		1	8	35	34	17	5	9	69
 IE		0	3	33	38	15	11	3	71
 EL		2	11	29	32	25	1	13	61
 ES		3	14	39	41	1	2	17	80
 FR		4	23	46	19	2	6	27	65
 IT		4	19	29	23	19	6	23	52
 CY		1	10	29	31	27	2	11	60
 LV		2	9	25	28	28	8	11	53
 LT		1	11	32	31	20	5	12	63
 LU		2	13	46	26	9	4	15	72
 HU		2	18	33	29	13	5	20	62
 MT		1	5	22	40	24	8	6	62
 NL		1	9	38	47	2	3	10	85
 AT		2	9	26	30	31	2	11	56
 PL		1	7	39	28	16	9	8	67
 PT		2	9	33	33	17	6	11	66
 RO		3	13	28	24	18	14	16	52
 SI		1	10	29	38	19	3	11	67
 SK		2	11	44	31	8	4	13	75
 FI		1	11	58	25	3	2	12	83
 SE		1	11	50	35	0	3	12	85
 UK		3	17	50	21	1	8	20	71

QC13.5 Une discrimination peut se produire en dehors de la vie professionnelle. Par exemple, dans l'éducation ou en allant faire ses courses, en allant au restaurant ou dans des bars, en essayant de louer ou d'acheter un logement, en allant chez le médecin ou à l'hôpital. Pourriez-vous me dire si, selon vous, les discriminations en dehors de la vie professionnelle sont très répandues, plutôt répandues, plutôt rares ou très rares en (NOTRE PAYS) ? Des discriminations sur la base ...

De la religion ou des convictions

QC13.5 Discrimination can happen outside working life. For example, in education, when people go shopping, visit restaurants/ bars, try to rent an accommodation or buy a property, go to a doctor or to a hospital. Could you please tell me whether, in your opinion, discrimination outside working life is very widespread, fairly widespread, fairly rare or very rare in (OUR COUNTRY)? Discrimination on the basis of... Religion or beliefs

QC13.5 Es kann auch außerhalb des Berufslebens zu Diskriminierung kommen, wie z.B. im Bildungswesen, beim Einkaufen, beim Besuch von Restaurants/Bars, beim Versuch eine Wohnung zu mieten oder eine Immobilie zu kaufen, beim Besuch eines Arztes oder der Behandlung in einem Krankenhaus. Bitte sagen Sie mir, ob Diskriminierung außerhalb des Berufslebens Ihrer Meinung nach in (UNSEREM LAND) sehr verbreitet, ziemlich verbreitet, ziemlich selten oder sehr selten ist. Wie ist es mit Diskriminierung aufgrund ... Der Religion oder des Glaubensbekenntnisses

		Très répandues	Plutôt répandues	Plutôt rares	Très rares	Non existant (SPONTANE)	NSP	Total 'Répandu'	Total 'Rare'
		Very widespread	Fairly widespread	Fairly rare	Very rare	Non-existent (SPONTANEOUS)	DK	Total 'Widespread'	Total 'Rare'
		Sehr verbreitet	Ziemlich verbreitet	Ziemlich selten	Sehr selten	Existiert nicht (SPONTAN)	Weiß nicht / Keine Angabe	Gesamt 'Weit verbreitet'	Gesamt 'Selten'
%		EB	EB	EB	EB	EB	EB	EB	EB
		77.4	77.4	77.4	77.4	77.4	77.4	77.4	77.4
	EU 27	5	28	39	17	5	6	33	56
	BE	8	44	35	10	2	1	52	45
	BG	1	9	28	28	22	12	10	56
	CZ	1	9	44	35	8	3	10	79
	DK	6	36	42	11	2	3	42	53
	DE	4	26	43	19	3	5	30	62
	EE	2	12	41	27	12	6	14	68
	IE	1	8	34	36	9	12	9	70
	EL	5	26	40	21	7	1	31	61
	ES	4	25	43	25	0	3	29	68
	FR	9	46	32	5	1	7	55	37
	IT	6	34	32	17	5	6	40	49
	CY	3	20	36	20	19	2	23	56
	LV	1	6	27	29	28	9	7	56
	LT	1	8	36	30	17	8	9	66
	LU	5	28	43	17	2	5	33	60
	HU	3	19	30	28	14	6	22	58
	MT	5	19	26	29	14	7	24	55
	NL	6	37	41	13	0	3	43	54
	AT	6	27	38	17	8	4	33	55
	PL	2	12	44	20	13	9	14	64
	PT	1	18	39	27	8	7	19	66
	RO	1	12	26	24	22	15	13	50
	SI	2	23	34	30	8	3	25	64
	SK	1	9	47	31	9	3	10	78
	FI	2	22	56	15	2	3	24	71
	SE	10	42	38	7	0	3	52	45
	UK	7	31	44	10	0	8	38	54





























QC13.6 Une discrimination peut se produire en dehors de la vie professionnelle. Par exemple, dans l'éducation ou en allant faire ses courses, en allant au restaurant ou dans des bars, en essayant de louer ou d'acheter un logement, en allant chez le médecin ou à l'hôpital. Pourriez-vous me dire si, selon vous, les discriminations en dehors de la vie professionnelle sont très répandues, plutôt répandues, plutôt rares ou très rares en (NOTRE PAYS) ? Des discriminations sur la base ...

D'un handicap

QC13.6 Discrimination can happen outside working life. For example, in education, when people go shopping, visit restaurants/ bars, try to rent an accommodation or buy a property, go to a doctor or to a hospital. Could you please tell me whether, in your opinion, discrimination outside working life is very widespread, fairly widespread, fairly rare or very rare in (OUR COUNTRY)? Discrimination on the basis of...

Disability

QC13.6 Es kann auch außerhalb des Berufslebens zu Diskriminierung kommen, wie z.B. im Bildungswesen, beim Einkaufen, beim Besuch von Restaurants/Bars, beim Versuch eine Wohnung zu mieten oder eine Immobilie zu kaufen, beim Besuch eines Arztes oder der Behandlung in einem Krankenhaus. Bitte sagen Sie mir, ob Diskriminierung außerhalb des Berufslebens Ihrer Meinung nach in (UNSEREM LAND) sehr verbreitet, ziemlich verbreitet, ziemlich selten oder sehr selten ist. Wie ist es mit Diskriminierung aufgrund ...  
Einer Behinderung

		Très répandues	Plutôt répandues	Plutôt rares	Très rares	Non existant (SPONTANE)	NSP	Total 'Répandu'	Total 'Rare'
		Very widespread	Fairly widespread	Fairly rare	Very rare	Non-existent (SPONTANEOUS)	DK	Total 'Widespread'	Total 'Rare'
		Sehr verbreitet	Ziemlich verbreitet	Ziemlich selten	Sehr selten	Existiert nicht (SPONTAN)	Weiß nicht / Keine Angabe	Gesamt 'Weit verbreitet'	Gesamt 'Selten'
%		EB	EB	EB	EB	EB	EB	EB	EB
		77.4	77.4	77.4	77.4	77.4	77.4	77.4	77.4
	EU 27	<b>7</b>	<b>33</b>	<b>37</b>	<b>14</b>	<b>3</b>	<b>6</b>	<b>40</b>	<b>51</b>
	BE	<b>5</b>	<b>39</b>	<b>39</b>	<b>15</b>	<b>1</b>	<b>1</b>	<b>44</b>	<b>54</b>
	BG	<b>5</b>	<b>21</b>	<b>29</b>	<b>20</b>	<b>13</b>	<b>12</b>	<b>26</b>	<b>49</b>
	CZ	<b>7</b>	<b>34</b>	<b>41</b>	<b>13</b>	<b>2</b>	<b>3</b>	<b>41</b>	<b>54</b>
	DK	<b>4</b>	<b>28</b>	<b>48</b>	<b>15</b>	<b>2</b>	<b>3</b>	<b>32</b>	<b>63</b>
	DE	<b>5</b>	<b>27</b>	<b>42</b>	<b>19</b>	<b>3</b>	<b>4</b>	<b>32</b>	<b>61</b>
	EE	<b>5</b>	<b>34</b>	<b>32</b>	<b>18</b>	<b>6</b>	<b>5</b>	<b>39</b>	<b>50</b>
	IE	<b>2</b>	<b>15</b>	<b>37</b>	<b>27</b>	<b>7</b>	<b>12</b>	<b>17</b>	<b>64</b>
	EL	<b>10</b>	<b>35</b>	<b>34</b>	<b>16</b>	<b>4</b>	<b>1</b>	<b>45</b>	<b>50</b>
	ES	<b>4</b>	<b>29</b>	<b>41</b>	<b>24</b>	<b>0</b>	<b>2</b>	<b>33</b>	<b>65</b>
	FR	<b>10</b>	<b>46</b>	<b>33</b>	<b>5</b>	<b>1</b>	<b>5</b>	<b>56</b>	<b>38</b>
	IT	<b>10</b>	<b>41</b>	<b>28</b>	<b>12</b>	<b>3</b>	<b>6</b>	<b>51</b>	<b>40</b>
	CY	<b>7</b>	<b>32</b>	<b>28</b>	<b>16</b>	<b>14</b>	<b>3</b>	<b>39</b>	<b>44</b>
	LV	<b>5</b>	<b>32</b>	<b>27</b>	<b>17</b>	<b>11</b>	<b>8</b>	<b>37</b>	<b>44</b>
	LT	<b>5</b>	<b>28</b>	<b>32</b>	<b>20</b>	<b>8</b>	<b>7</b>	<b>33</b>	<b>52</b>
	LU	<b>4</b>	<b>32</b>	<b>39</b>	<b>19</b>	<b>2</b>	<b>4</b>	<b>36</b>	<b>58</b>
	HU	<b>10</b>	<b>38</b>	<b>28</b>	<b>16</b>	<b>4</b>	<b>4</b>	<b>48</b>	<b>44</b>
	MT	<b>3</b>	<b>14</b>	<b>32</b>	<b>32</b>	<b>12</b>	<b>7</b>	<b>17</b>	<b>64</b>
	NL	<b>7</b>	<b>40</b>	<b>38</b>	<b>12</b>	<b>0</b>	<b>3</b>	<b>47</b>	<b>50</b>
	AT	<b>5</b>	<b>30</b>	<b>38</b>	<b>17</b>	<b>7</b>	<b>3</b>	<b>35</b>	<b>55</b>
	PL	<b>5</b>	<b>24</b>	<b>38</b>	<b>13</b>	<b>11</b>	<b>9</b>	<b>29</b>	<b>51</b>
	PT	<b>8</b>	<b>37</b>	<b>33</b>	<b>14</b>	<b>3</b>	<b>5</b>	<b>45</b>	<b>47</b>
	RO	<b>9</b>	<b>28</b>	<b>22</b>	<b>17</b>	<b>9</b>	<b>15</b>	<b>37</b>	<b>39</b>
	SI	<b>6</b>	<b>35</b>	<b>33</b>	<b>18</b>	<b>6</b>	<b>2</b>	<b>41</b>	<b>51</b>
	SK	<b>6</b>	<b>30</b>	<b>47</b>	<b>12</b>	<b>2</b>	<b>3</b>	<b>36</b>	<b>59</b>
	FI	<b>5</b>	<b>33</b>	<b>47</b>	<b>10</b>	<b>2</b>	<b>3</b>	<b>38</b>	<b>57</b>
	SE	<b>9</b>	<b>43</b>	<b>39</b>	<b>6</b>	<b>0</b>	<b>3</b>	<b>52</b>	<b>45</b>
	UK	<b>8</b>	<b>30</b>	<b>45</b>	<b>9</b>	<b>1</b>	<b>7</b>	<b>38</b>	<b>54</b>

QC13.7 Une discrimination peut se produire en dehors de la vie professionnelle. Par exemple, dans l'éducation ou en allant faire ses courses, en allant au restaurant ou dans des bars, en essayant de louer ou d'acheter un logement, en allant chez le médecin ou à l'hôpital. Pourriez-vous me dire si, selon vous, les discriminations en dehors de la vie professionnelle sont très répandues, plutôt répandues, plutôt rares ou très rares en (NOTRE PAYS) ? Des discriminations sur la base ...




























De l'identité sexuelle (être transgenre ou transsexuel)

QC13.7 Discrimination can happen outside working life. For example, in education, when people go shopping, visit restaurants/ bars, try to rent an accommodation or buy a property, go to a doctor or to a hospital. Could you please tell me whether, in your opinion, discrimination outside working life is very widespread, fairly widespread, fairly rare or very rare in (OUR COUNTRY)? Discrimination on the basis of...

Gender identity (being transgender or transsexual)

QC13.7 Es kann auch außerhalb des Berufslebens zu Diskriminierung kommen, wie z.B. im Bildungswesen, beim Einkaufen, beim Besuch von Restaurants/Bars, beim Versuch eine Wohnung zu mieten oder eine Immobilie zu kaufen, beim Besuch eines Arztes oder der Behandlung in einem Krankenhaus. Bitte sagen Sie mir, ob Diskriminierung außerhalb des Berufslebens Ihrer Meinung nach in (UNSEREM LAND) sehr verbreitet, ziemlich verbreitet, ziemlich selten oder sehr selten ist. Wie ist es mit Diskriminierung aufgrund ...

Der Geschlechtsidentität (weil jemand transgener oder transsexuell ist)

	%	Très répandues	Plutôt répandues	Plutôt rares	Très rares	Non existant (SPONTANE)	NSP	Total 'Répandu'	Total 'Rare'
		Very widespread	Fairly widespread	Fairly rare	Very rare	Non-existent (SPONTANEOUS)	DK	'Widespread'	Total 'Rare'
		Sehr verbreitet	Ziemlich verbreitet	Ziemlich selten	Sehr selten	Existiert nicht (SPONTAN)	Weiß nicht / Keine Angabe	Gesamt 'Weit verbreitet'	Gesamt 'Selten'
		EB	EB	EB	EB	EB	EB	EB	EB
 EU 27		77.4	77.4	77.4	77.4	77.4	77.4	77.4	77.4
 BE		8	31	32	13	4	12	39	45
 BG		6	33	39	16	3	3	39	55
 CZ		2	10	18	20	15	35	12	38
 DK		4	16	39	24	5	12	20	63
 DE		4	25	45	16	3	7	29	61
 EE		7	27	35	17	2	12	34	52
 ES		4	20	31	22	11	12	24	53
 FR		3	15	31	24	6	21	18	55
 GR		15	42	25	10	4	4	57	35
 IE		7	36	33	17	0	7	43	50
 IT		9	37	36	6	1	11	46	42
 CY		15	44	21	10	3	7	59	31
 LV		12	38	18	12	11	9	50	30
 LT		1	12	23	25	21	18	13	48
 LU		5	20	30	19	13	13	25	49
 HU		5	30	43	11	2	9	35	54
 MT		5	24	32	21	6	12	29	53
 NL		15	30	22	17	6	10	45	39
 AT		12	33	30	11	1	13	45	41
 PT		5	27	33	12	8	15	32	45
 RO		6	21	34	13	10	16	27	47
 SI		7	38	26	10	3	16	45	36
 SK		5	19	17	16	10	33	24	33
 FI		6	31	26	21	7	9	37	47
 SE		5	18	37	22	6	12	23	59
 UK		6	33	43	10	2	6	39	53
		11	37	37	9	0	6	48	46
		7	29	41	9	1	13	36	50





























QC13.8 Une discrimination peut se produire en dehors de la vie professionnelle. Par exemple, dans l'éducation ou en allant faire ses courses, en allant au restaurant ou dans des bars, en essayant de louer ou d'acheter un logement, en allant chez le médecin ou à l'hôpital. Pourriez-vous me dire si, selon vous, les discriminations en dehors de la vie professionnelle sont très répandues, plutôt répandues, plutôt rares ou très rares en (NOTRE PAYS) ? Des discriminations sur la base ...

Du sexe

QC13.8 Discrimination can happen outside working life. For example, in education, when people go shopping, visit restaurants/ bars, try to rent an accommodation or buy a property, go to a doctor or to a hospital. Could you please tell me whether, in your opinion, discrimination outside working life is very widespread, fairly widespread, fairly rare or very rare in (OUR COUNTRY)? Discrimination on the basis of...

Gender

QC13.8 Es kann auch außerhalb des Berufslebens zu Diskriminierung kommen, wie z.B. im Bildungswesen, beim Einkaufen, beim Besuch von Restaurants/Bars, beim Versuch eine Wohnung zu mieten oder eine Immobilie zu kaufen, beim Besuch eines Arztes oder der Behandlung in einem Krankenhaus. Bitte sagen Sie mir, ob Diskriminierung außerhalb des Berufslebens Ihrer Meinung nach in (UNSEREM LAND) sehr verbreitet, ziemlich verbreitet, ziemlich selten oder sehr selten ist. Wie ist es mit Diskriminierung aufgrund ...  
Des Geschlechts





























		Très répandues	Plutôt répandues	Plutôt rares	Très rares	Non existant (SPONTANE)	NSP	Total 'Répandu'	Total 'Rare'
		Very widespread	Fairly widespread	Fairly rare	Very rare	Non-existent (SPONTANEOUS)	DK	Total 'Widespread'	Total 'Rare'
		Sehr verbreitet	Ziemlich verbreitet	Ziemlich selten	Sehr selten	Existiert nicht (SPONTAN)	Weiß nicht / Keine Angabe	Gesamt 'Weit verbreitet'	Gesamt 'Selten'
%		EB	EB	EB	EB	EB	EB	EB	EB
		77.4	77.4	77.4	77.4	77.4	77.4	77.4	77.4
	EU 27	<b>3</b>	<b>18</b>	<b>40</b>	<b>26</b>	<b>7</b>	<b>6</b>	<b>21</b>	<b>66</b>
	BE	<b>2</b>	<b>15</b>	<b>46</b>	<b>33</b>	<b>3</b>	<b>1</b>	<b>17</b>	<b>79</b>
	BG	<b>1</b>	<b>8</b>	<b>23</b>	<b>30</b>	<b>28</b>	<b>10</b>	<b>9</b>	<b>53</b>
	CZ	<b>2</b>	<b>14</b>	<b>41</b>	<b>34</b>	<b>7</b>	<b>2</b>	<b>16</b>	<b>75</b>
	DK	<b>1</b>	<b>10</b>	<b>38</b>	<b>45</b>	<b>3</b>	<b>3</b>	<b>11</b>	<b>83</b>
	DE	<b>2</b>	<b>10</b>	<b>38</b>	<b>40</b>	<b>7</b>	<b>3</b>	<b>12</b>	<b>78</b>
	EE	<b>1</b>	<b>13</b>	<b>40</b>	<b>29</b>	<b>12</b>	<b>5</b>	<b>14</b>	<b>69</b>
	IE	<b>1</b>	<b>9</b>	<b>34</b>	<b>33</b>	<b>9</b>	<b>14</b>	<b>10</b>	<b>67</b>
	EL	<b>2</b>	<b>14</b>	<b>34</b>	<b>32</b>	<b>17</b>	<b>1</b>	<b>16</b>	<b>66</b>
	ES	<b>3</b>	<b>20</b>	<b>43</b>	<b>32</b>	<b>0</b>	<b>2</b>	<b>23</b>	<b>75</b>
	FR	<b>4</b>	<b>23</b>	<b>47</b>	<b>17</b>	<b>2</b>	<b>7</b>	<b>27</b>	<b>64</b>
	IT	<b>6</b>	<b>28</b>	<b>32</b>	<b>17</b>	<b>11</b>	<b>6</b>	<b>34</b>	<b>49</b>
	CY	<b>2</b>	<b>14</b>	<b>31</b>	<b>26</b>	<b>25</b>	<b>2</b>	<b>16</b>	<b>57</b>
	LV	<b>2</b>	<b>9</b>	<b>25</b>	<b>30</b>	<b>27</b>	<b>7</b>	<b>11</b>	<b>55</b>
	LT	<b>1</b>	<b>13</b>	<b>33</b>	<b>30</b>	<b>17</b>	<b>6</b>	<b>14</b>	<b>63</b>
	LU	<b>2</b>	<b>15</b>	<b>47</b>	<b>27</b>	<b>6</b>	<b>3</b>	<b>17</b>	<b>74</b>
	HU	<b>4</b>	<b>24</b>	<b>32</b>	<b>25</b>	<b>10</b>	<b>5</b>	<b>28</b>	<b>57</b>
	MT	<b>4</b>	<b>11</b>	<b>27</b>	<b>32</b>	<b>19</b>	<b>7</b>	<b>15</b>	<b>59</b>
	NL	<b>1</b>	<b>10</b>	<b>45</b>	<b>39</b>	<b>2</b>	<b>3</b>	<b>11</b>	<b>84</b>
	AT	<b>2</b>	<b>14</b>	<b>32</b>	<b>24</b>	<b>25</b>	<b>3</b>	<b>16</b>	<b>56</b>
	PL	<b>2</b>	<b>12</b>	<b>42</b>	<b>20</b>	<b>15</b>	<b>9</b>	<b>14</b>	<b>62</b>
	PT	<b>2</b>	<b>19</b>	<b>33</b>	<b>28</b>	<b>12</b>	<b>6</b>	<b>21</b>	<b>61</b>
	RO	<b>3</b>	<b>16</b>	<b>24</b>	<b>22</b>	<b>17</b>	<b>18</b>	<b>19</b>	<b>46</b>
	SI	<b>2</b>	<b>15</b>	<b>33</b>	<b>34</b>	<b>14</b>	<b>2</b>	<b>17</b>	<b>67</b>
	SK	<b>3</b>	<b>18</b>	<b>49</b>	<b>21</b>	<b>6</b>	<b>3</b>	<b>21</b>	<b>70</b>
	FI	<b>1</b>	<b>15</b>	<b>50</b>	<b>28</b>	<b>3</b>	<b>3</b>	<b>16</b>	<b>78</b>
	SE	<b>2</b>	<b>19</b>	<b>48</b>	<b>27</b>	<b>0</b>	<b>4</b>	<b>21</b>	<b>75</b>
	UK	<b>3</b>	<b>19</b>	<b>51</b>	<b>18</b>	<b>1</b>	<b>8</b>	<b>22</b>	<b>69</b>



QC14 Les personnes handicapées ou âgées peuvent rencontrer des difficultés pour utiliser et avoir accès à certains produits et services. Quand l'accessibilité est limitée ou inexistante, pensez-vous que cela représente une discrimination à l'égard de ces groupes de personnes ?

QC14 Persons with disabilities and older people may encounter obstacles in using and accessing goods and services. Where there is little or no accessibility, do you think this is discrimination against these groups?





























QC14 Menschen mit Behinderungen und ältere Menschen können beim Zugang zu Waren und Dienstleistungen auf Hindernisse stoßen. Sind Sie der Meinung, dass es sich um Diskriminierung gegenüber diesen Gruppen handelt, wenn ihnen der Zugang zu Waren und Dienstleistungen erschwert wird bzw. sie gar keinen Zugang dazu haben?

	Oui, tout à fait Yes, definitely Ja, sicher	Oui, plutôt Yes, to some extent Ja, bis zu einem gewissen Grad	Non, pas vraiment No, not really Nein, nicht wirklich	Non, pas du tout No, definitely not Nein, sicher nicht	NSP DK Weiß nicht / Keine Angabe	Total 'Oui' Total 'Yes' Gesamt 'Ja'	Total 'Non' Total 'No' Gesamt 'Nein'
%	EB 77.4	EB 77.4	EB 77.4	EB 77.4	EB 77.4	EB 77.4	EB 77.4
 EU 27	<b>26</b>	<b>42</b>	<b>20</b>	<b>6</b>	<b>6</b>	<b>68</b>	<b>26</b>
 BE	<b>25</b>	<b>41</b>	<b>29</b>	<b>4</b>	<b>1</b>	<b>66</b>	<b>33</b>
 BG	<b>36</b>	<b>44</b>	<b>9</b>	<b>3</b>	<b>8</b>	<b>80</b>	<b>12</b>
 CZ	<b>21</b>	<b>53</b>	<b>20</b>	<b>4</b>	<b>2</b>	<b>74</b>	<b>24</b>
 DK	<b>23</b>	<b>45</b>	<b>23</b>	<b>6</b>	<b>3</b>	<b>68</b>	<b>29</b>
 DE	<b>21</b>	<b>37</b>	<b>23</b>	<b>14</b>	<b>5</b>	<b>58</b>	<b>37</b>
 EE	<b>20</b>	<b>43</b>	<b>23</b>	<b>10</b>	<b>4</b>	<b>63</b>	<b>33</b>
 IE	<b>20</b>	<b>44</b>	<b>22</b>	<b>4</b>	<b>10</b>	<b>64</b>	<b>26</b>
 EL	<b>43</b>	<b>41</b>	<b>12</b>	<b>3</b>	<b>1</b>	<b>84</b>	<b>15</b>
 ES	<b>27</b>	<b>42</b>	<b>20</b>	<b>6</b>	<b>5</b>	<b>69</b>	<b>26</b>
 FR	<b>42</b>	<b>37</b>	<b>13</b>	<b>4</b>	<b>4</b>	<b>79</b>	<b>17</b>
 IT	<b>30</b>	<b>48</b>	<b>13</b>	<b>5</b>	<b>4</b>	<b>78</b>	<b>18</b>
 CY	<b>48</b>	<b>24</b>	<b>12</b>	<b>14</b>	<b>2</b>	<b>72</b>	<b>26</b>
 LV	<b>37</b>	<b>43</b>	<b>12</b>	<b>2</b>	<b>6</b>	<b>80</b>	<b>14</b>
 LT	<b>19</b>	<b>37</b>	<b>22</b>	<b>14</b>	<b>8</b>	<b>56</b>	<b>36</b>
 LU	<b>41</b>	<b>36</b>	<b>13</b>	<b>8</b>	<b>2</b>	<b>77</b>	<b>21</b>
 HU	<b>18</b>	<b>51</b>	<b>20</b>	<b>4</b>	<b>7</b>	<b>69</b>	<b>24</b>
 MT	<b>44</b>	<b>37</b>	<b>9</b>	<b>6</b>	<b>4</b>	<b>81</b>	<b>15</b>
 NL	<b>17</b>	<b>45</b>	<b>29</b>	<b>8</b>	<b>1</b>	<b>62</b>	<b>37</b>
 AT	<b>16</b>	<b>45</b>	<b>26</b>	<b>9</b>	<b>4</b>	<b>61</b>	<b>35</b>
 PL	<b>18</b>	<b>42</b>	<b>24</b>	<b>3</b>	<b>13</b>	<b>60</b>	<b>27</b>
 PT	<b>30</b>	<b>42</b>	<b>17</b>	<b>5</b>	<b>6</b>	<b>72</b>	<b>22</b>
 RO	<b>23</b>	<b>38</b>	<b>22</b>	<b>5</b>	<b>12</b>	<b>61</b>	<b>27</b>
 SI	<b>20</b>	<b>51</b>	<b>19</b>	<b>8</b>	<b>2</b>	<b>71</b>	<b>27</b>
 SK	<b>18</b>	<b>55</b>	<b>19</b>	<b>5</b>	<b>3</b>	<b>73</b>	<b>24</b>
 FI	<b>21</b>	<b>49</b>	<b>22</b>	<b>6</b>	<b>2</b>	<b>70</b>	<b>28</b>
 SE	<b>39</b>	<b>42</b>	<b>14</b>	<b>3</b>	<b>2</b>	<b>81</b>	<b>17</b>
 UK	<b>21</b>	<b>43</b>	<b>27</b>	<b>4</b>	<b>5</b>	<b>64</b>	<b>31</b>

QC15.1 Sur une échelle de 1 à 10, pourriez-vous me dire si vous pensez que les efforts réalisés en (NOTRE PAYS) pour l'intégration (dans les domaines de l'éducation, de la santé, du logement et de l'emploi) des populations roms sont efficaces ? '1' signifie que vous considérez que ces efforts ne sont "pas du tout efficaces" et '10' que vous les considérez "très efficaces".

QC15.1 Using a scale from 1 to 10, please tell me if you think that the efforts made in (OUR COUNTRY) for the integration (in the fields of education, health, housing and employment) of its Roma population are effective. '1' means you consider that these efforts are "not at all effective" and '10' that you consider that these efforts are "very effective".





























QC15.1 Bitte sagen Sie mir anhand einer Skala von 1 bis 10, ob die in (UNSEREM LAND) gemachten Bemühungen zur Integration der Roma-Bevölkerung (in den Bereichen Bildung, Gesundheit, Wohnen und Beschäftigung) Ihrer Meinung nach wirksam sind. '1' bedeutet, dass Sie diese Bemühungen für "überhaupt nicht wirksam" halten und '10', dass Sie diese Maßnahmen für "sehr wirksam" halten.

		1 Pas du tout efficaces	2	3	4	5	6
		1 Not at all effective	2	3	4	5	6
		1 Überhaupt nicht wirksam	2	3	4	5	6
%		EB 77.4	EB 77.4	EB 77.4	EB 77.4	EB 77.4	EB 77.4
 EU 27		<b>15</b>	<b>8</b>	<b>12</b>	<b>10</b>	<b>17</b>	<b>8</b>
 BE		<b>13</b>	<b>8</b>	<b>15</b>	<b>12</b>	<b>19</b>	<b>9</b>
 BG		<b>14</b>	<b>10</b>	<b>13</b>	<b>14</b>	<b>11</b>	<b>9</b>
 CZ		<b>34</b>	<b>12</b>	<b>14</b>	<b>9</b>	<b>13</b>	<b>5</b>
 DK		<b>21</b>	<b>16</b>	<b>15</b>	<b>7</b>	<b>14</b>	<b>3</b>
 DE		<b>11</b>	<b>6</b>	<b>12</b>	<b>10</b>	<b>17</b>	<b>6</b>
 EE		<b>11</b>	<b>5</b>	<b>10</b>	<b>7</b>	<b>20</b>	<b>5</b>
 IE		<b>9</b>	<b>5</b>	<b>9</b>	<b>11</b>	<b>17</b>	<b>10</b>
 EL		<b>19</b>	<b>12</b>	<b>15</b>	<b>13</b>	<b>15</b>	<b>9</b>
 ES		<b>15</b>	<b>8</b>	<b>12</b>	<b>10</b>	<b>22</b>	<b>10</b>
 FR		<b>23</b>	<b>9</b>	<b>14</b>	<b>9</b>	<b>17</b>	<b>5</b>
 IT		<b>16</b>	<b>8</b>	<b>12</b>	<b>12</b>	<b>16</b>	<b>14</b>
 CY		<b>15</b>	<b>5</b>	<b>9</b>	<b>5</b>	<b>13</b>	<b>4</b>
 LV		<b>13</b>	<b>6</b>	<b>11</b>	<b>10</b>	<b>19</b>	<b>6</b>
 LT		<b>25</b>	<b>8</b>	<b>13</b>	<b>10</b>	<b>22</b>	<b>5</b>
 LU		<b>13</b>	<b>6</b>	<b>8</b>	<b>6</b>	<b>16</b>	<b>9</b>
 HU		<b>29</b>	<b>9</b>	<b>15</b>	<b>11</b>	<b>13</b>	<b>8</b>
 MT		<b>2</b>	<b>1</b>	<b>2</b>	<b>3</b>	<b>3</b>	<b>4</b>
 NL		<b>11</b>	<b>9</b>	<b>13</b>	<b>11</b>	<b>19</b>	<b>8</b>
 AT		<b>4</b>	<b>2</b>	<b>8</b>	<b>10</b>	<b>17</b>	<b>15</b>
 PL		<b>11</b>	<b>6</b>	<b>13</b>	<b>7</b>	<b>19</b>	<b>7</b>
 PT		<b>4</b>	<b>4</b>	<b>9</b>	<b>13</b>	<b>20</b>	<b>13</b>
 RO		<b>8</b>	<b>5</b>	<b>8</b>	<b>11</b>	<b>16</b>	<b>12</b>
 SI		<b>12</b>	<b>8</b>	<b>11</b>	<b>10</b>	<b>17</b>	<b>13</b>
 SK		<b>35</b>	<b>12</b>	<b>14</b>	<b>6</b>	<b>13</b>	<b>5</b>
 FI		<b>9</b>	<b>8</b>	<b>14</b>	<b>9</b>	<b>14</b>	<b>8</b>
 SE		<b>14</b>	<b>10</b>	<b>19</b>	<b>13</b>	<b>18</b>	<b>5</b>
 UK		<b>14</b>	<b>6</b>	<b>11</b>	<b>9</b>	<b>17</b>	<b>7</b>

QC15.1 Sur une échelle de 1 à 10, pourriez-vous me dire si vous pensez que les efforts réalisés en (NOTRE PAYS) pour l'intégration (dans les domaines de l'éducation, de la santé, du logement et de l'emploi) des populations roms sont efficaces ? '1' signifie que vous considérez que ces efforts ne sont "pas du tout efficaces" et '10' que vous les considérez "très efficaces".

QC15.1 Using a scale from 1 to 10, please tell me if you think that the efforts made in (OUR COUNTRY) for the integration (in the fields of education, health, housing and employment) of its Roma population are effective. '1' means you consider that these efforts are "not at all effective" and '10' that you consider that these efforts are "very effective".





























QC15.1 Bitte sagen Sie mir anhand einer Skala von 1 bis 10, ob die in (UNSEREM LAND) gemachten Bemühungen zur Integration der Roma-Bevölkerung (in den Bereichen Bildung, Gesundheit, Wohnen und Beschäftigung) Ihrer Meinung nach wirksam sind. '1' bedeutet, dass Sie diese Bemühungen für "überhaupt nicht wirksam" halten und '10', dass Sie diese Maßnahmen für "sehr wirksam" halten.

	7	8	9	10 Très efficaces	Pas d'efforts réalisés en (NOTRE PAYS) (SPONTANE)	NSP
	7	8	9	10 Very effective	No efforts are made in (OUR COUNTRY) (SPONTANEOUS)	DK
	7	8	9	10 Sehr wirksam	In (UNSEREM LAND) werden keine Bemühungen angestellt (SPONTAN)	Weiß nicht / Keine Angabe
%	EB 77.4	EB 77.4	EB 77.4	EB 77.4	EB 77.4	EB 77.4
 EU 27	<b>6</b>	<b>4</b>	<b>1</b>	<b>2</b>	<b>3</b>	<b>14</b>
 BE	<b>7</b>	<b>4</b>	<b>0</b>	<b>1</b>	<b>5</b>	<b>7</b>
 BG	<b>8</b>	<b>6</b>	<b>2</b>	<b>3</b>	<b>2</b>	<b>8</b>
 CZ	<b>4</b>	<b>3</b>	<b>0</b>	<b>2</b>	<b>3</b>	<b>1</b>
 DK	<b>2</b>	<b>1</b>	<b>0</b>	<b>0</b>	<b>6</b>	<b>15</b>
 DE	<b>4</b>	<b>3</b>	<b>1</b>	<b>1</b>	<b>4</b>	<b>25</b>
 EE	<b>4</b>	<b>3</b>	<b>2</b>	<b>4</b>	<b>10</b>	<b>19</b>
 IE	<b>7</b>	<b>5</b>	<b>2</b>	<b>4</b>	<b>5</b>	<b>16</b>
 EL	<b>5</b>	<b>2</b>	<b>1</b>	<b>0</b>	<b>5</b>	<b>4</b>
 ES	<b>9</b>	<b>5</b>	<b>1</b>	<b>2</b>	<b>1</b>	<b>5</b>
 FR	<b>3</b>	<b>3</b>	<b>0</b>	<b>3</b>	<b>1</b>	<b>13</b>
 IT	<b>7</b>	<b>3</b>	<b>0</b>	<b>1</b>	<b>5</b>	<b>6</b>
 CY	<b>6</b>	<b>8</b>	<b>3</b>	<b>7</b>	<b>6</b>	<b>19</b>
 LV	<b>4</b>	<b>5</b>	<b>1</b>	<b>1</b>	<b>8</b>	<b>16</b>
 LT	<b>3</b>	<b>3</b>	<b>1</b>	<b>1</b>	<b>3</b>	<b>6</b>
 LU	<b>5</b>	<b>4</b>	<b>2</b>	<b>3</b>	<b>6</b>	<b>22</b>
 HU	<b>4</b>	<b>3</b>	<b>0</b>	<b>2</b>	<b>3</b>	<b>3</b>
 MT	<b>3</b>	<b>1</b>	<b>0</b>	<b>3</b>	<b>50</b>	<b>28</b>
 NL	<b>5</b>	<b>1</b>	<b>0</b>	<b>1</b>	<b>1</b>	<b>21</b>
 AT	<b>10</b>	<b>5</b>	<b>1</b>	<b>2</b>	<b>10</b>	<b>16</b>
 PL	<b>6</b>	<b>3</b>	<b>2</b>	<b>2</b>	<b>3</b>	<b>21</b>
 PT	<b>9</b>	<b>4</b>	<b>1</b>	<b>1</b>	<b>7</b>	<b>15</b>
 RO	<b>13</b>	<b>9</b>	<b>3</b>	<b>4</b>	<b>3</b>	<b>8</b>
 SI	<b>9</b>	<b>6</b>	<b>3</b>	<b>5</b>	<b>2</b>	<b>4</b>
 SK	<b>4</b>	<b>3</b>	<b>1</b>	<b>1</b>	<b>3</b>	<b>3</b>
 FI	<b>14</b>	<b>11</b>	<b>3</b>	<b>5</b>	<b>0</b>	<b>5</b>
 SE	<b>5</b>	<b>2</b>	<b>1</b>	<b>1</b>	<b>0</b>	<b>12</b>
 UK	<b>7</b>	<b>3</b>	<b>1</b>	<b>2</b>	<b>2</b>	<b>21</b>

QC15.2 Sur une échelle de 1 à 10, pourriez-vous me dire si vous pensez que les efforts réalisés en (NOTRE PAYS) pour l'intégration (dans les domaines de l'éducation, de la santé, du logement et de l'emploi) des populations roms sont efficaces ? '1' signifie que vous considérez que ces efforts ne sont "pas du tout efficaces" et '10' que vous les considérez "très efficaces".

QC15.2 Using a scale from 1 to 10, please tell me if you think that the efforts made in (OUR COUNTRY) for the integration (in the fields of education, health, housing and employment) of its Roma population are effective. '1' means you consider that these efforts are "not at all effective" and '10' that you consider that these efforts are "very effective".





























QC15.2 Bitte sagen Sie mir anhand einer Skala von 1 bis 10, ob die in (UNSEREM LAND) gemachten Bemühungen zur Integration der Roma-Bevölkerung (in den Bereichen Bildung, Gesundheit, Wohnen und Beschäftigung) Ihrer Meinung nach wirksam sind. '1' bedeutet, dass Sie diese Bemühungen für "überhaupt nicht wirksam" halten und '10', dass Sie diese Maßnahmen für "sehr wirksam" halten.

		Total 'Pas efficaces' (1-4)'	Total 'Moyennement efficaces (5-6)'	Total 'Efficaces' (7-10)'
		Total 'Not effective' (1-4)	Total 'Moderately effective' (5-6)	Total 'Effective' (7-10)
		Total 'Pas efficaces' (1-4)'	Gesamt 'Weder ineffektiv noch effektiv' (5-6)	Total 'Efficaces' (7-10)'
%		EB 77.4	EB 77.4	EB 77.4
	EU 27	<b>45</b>	<b>26</b>	<b>12</b>
	BE	<b>47</b>	<b>29</b>	<b>13</b>
	BG	<b>51</b>	<b>20</b>	<b>18</b>
	CZ	<b>69</b>	<b>19</b>	<b>8</b>
	DK	<b>59</b>	<b>17</b>	<b>3</b>
	DE	<b>40</b>	<b>22</b>	<b>9</b>
	EE	<b>33</b>	<b>25</b>	<b>13</b>
	IE	<b>34</b>	<b>27</b>	<b>18</b>
	EL	<b>60</b>	<b>24</b>	<b>8</b>
	ES	<b>45</b>	<b>32</b>	<b>17</b>
	FR	<b>55</b>	<b>22</b>	<b>8</b>
	IT	<b>49</b>	<b>30</b>	<b>10</b>
	CY	<b>35</b>	<b>17</b>	<b>25</b>
	LV	<b>39</b>	<b>26</b>	<b>11</b>
	LT	<b>55</b>	<b>27</b>	<b>8</b>
	LU	<b>34</b>	<b>25</b>	<b>13</b>
	HU	<b>64</b>	<b>21</b>	<b>10</b>
	MT	<b>8</b>	<b>7</b>	<b>7</b>
	NL	<b>44</b>	<b>27</b>	<b>7</b>
	AT	<b>24</b>	<b>32</b>	<b>18</b>
	PL	<b>37</b>	<b>26</b>	<b>13</b>
	PT	<b>30</b>	<b>33</b>	<b>15</b>
	RO	<b>32</b>	<b>28</b>	<b>29</b>
	SI	<b>42</b>	<b>29</b>	<b>23</b>
	SK	<b>67</b>	<b>18</b>	<b>9</b>
	FI	<b>40</b>	<b>22</b>	<b>33</b>
	SE	<b>56</b>	<b>23</b>	<b>9</b>
	UK	<b>40</b>	<b>24</b>	<b>14</b>

QC16.1 Sur une échelle de 1 à 10, pourriez-vous me dire ce que, selon vous, les citoyens (NATIONALITE) ressentiraient si leurs enfants avaient des camarades de classe roms ? '1' signifie que les citoyens (NATIONALITE) se sentiraient "tout à fait mal à l'aise" et '10' qu'ils seraient "tout à fait à l'aise".

QC16.1 Using a scale from 1 to 10, please tell me how, in your opinion, (NATIONALITY) citizens would feel about their children having Roma schoolmates? '1' means that (NATIONALITY) citizens would feel "totally uncomfortable" and '10' that they would feel "totally comfortable".





























QC16.1 Bitte sagen Sie mir anhand einer Skala von 1 bis 10, wie sich (NATIONALITÄT) Bürger Ihrer Meinung nach fühlen würden, wenn ihre Kinder Klassenkameraden aus Roma-Familien hätten? '1' bedeutet, dass sich die (NATIONALITÄT) Bürger "vollkommen unwohl fühlen würden" und '10', dass sie sich "vollkommen wohl fühlen würden".

		1 Tout à fait mal à l'aise	2	3	4	5
		1 Totally uncomfortable	2	3	4	5
		1 Vollkommen unwohl fühlen würden	2	3	4	5
%		EB 77.4	EB 77.4	EB 77.4	EB 77.4	EB 77.4
 EU 27		<b>9</b>	<b>5</b>	<b>10</b>	<b>10</b>	<b>19</b>
 BE		<b>12</b>	<b>10</b>	<b>13</b>	<b>9</b>	<b>21</b>
 BG		<b>9</b>	<b>6</b>	<b>10</b>	<b>10</b>	<b>16</b>
 CZ		<b>17</b>	<b>7</b>	<b>15</b>	<b>13</b>	<b>26</b>
 DK		<b>9</b>	<b>7</b>	<b>14</b>	<b>12</b>	<b>18</b>
 DE		<b>7</b>	<b>4</b>	<b>10</b>	<b>10</b>	<b>22</b>
 EE		<b>11</b>	<b>5</b>	<b>9</b>	<b>7</b>	<b>18</b>
 IE		<b>8</b>	<b>6</b>	<b>9</b>	<b>10</b>	<b>17</b>
 EL		<b>8</b>	<b>8</b>	<b>9</b>	<b>9</b>	<b>16</b>
 ES		<b>9</b>	<b>4</b>	<b>7</b>	<b>6</b>	<b>19</b>
 FR		<b>13</b>	<b>5</b>	<b>15</b>	<b>9</b>	<b>21</b>
 IT		<b>13</b>	<b>8</b>	<b>14</b>	<b>13</b>	<b>14</b>
 CY		<b>20</b>	<b>5</b>	<b>11</b>	<b>6</b>	<b>18</b>
 LV		<b>6</b>	<b>5</b>	<b>7</b>	<b>8</b>	<b>14</b>
 LT		<b>9</b>	<b>3</b>	<b>6</b>	<b>7</b>	<b>23</b>
 LU		<b>19</b>	<b>8</b>	<b>14</b>	<b>8</b>	<b>19</b>
 HU		<b>14</b>	<b>6</b>	<b>15</b>	<b>11</b>	<b>19</b>
 MT		<b>10</b>	<b>6</b>	<b>5</b>	<b>6</b>	<b>12</b>
 NL		<b>7</b>	<b>6</b>	<b>11</b>	<b>13</b>	<b>16</b>
 AT		<b>6</b>	<b>5</b>	<b>9</b>	<b>12</b>	<b>18</b>
 PL		<b>5</b>	<b>4</b>	<b>7</b>	<b>7</b>	<b>17</b>
 PT		<b>3</b>	<b>5</b>	<b>9</b>	<b>11</b>	<b>19</b>
 RO		<b>5</b>	<b>2</b>	<b>5</b>	<b>10</b>	<b>14</b>
 SI		<b>11</b>	<b>5</b>	<b>9</b>	<b>9</b>	<b>17</b>
 SK		<b>21</b>	<b>9</b>	<b>15</b>	<b>12</b>	<b>24</b>
 FI		<b>3</b>	<b>4</b>	<b>8</b>	<b>10</b>	<b>19</b>
 SE		<b>3</b>	<b>4</b>	<b>11</b>	<b>11</b>	<b>20</b>
 UK		<b>7</b>	<b>4</b>	<b>9</b>	<b>9</b>	<b>20</b>

QC16.1 Sur une échelle de 1 à 10, pourriez-vous me dire ce que, selon vous, les citoyens (NATIONALITE) ressentiraient si leurs enfants avaient des camarades de classe roms ? '1' signifie que les citoyens (NATIONALITE) se sentiraient "tout à fait mal à l'aise" et '10' qu'ils seraient "tout à fait à l'aise".

QC16.1 Using a scale from 1 to 10, please tell me how, in your opinion, (NATIONALITY) citizens would feel about their children having Roma schoolmates? '1' means that (NATIONALITY) citizens would feel "totally uncomfortable" and '10' that they would feel "totally comfortable".





























QC16.1 Bitte sagen Sie mir anhand einer Skala von 1 bis 10, wie sich (NATIONALITÄT) Bürger Ihrer Meinung nach fühlen würden, wenn ihre Kinder Klassenkameraden aus Roma-Familien hätten? '1' bedeutet, dass sich die (NATIONALITÄT) Bürger "vollkommen unwohl fühlen würden" und '10', dass sie sich "vollkommen wohl fühlen würden".

		6	7	8	9	10 Tout à fait à l'aise	NSP
		6	7	8	9	10 Totally comfortable	DK
		6	7	8	9	10 Vollkommen wohl fühlen würden	Weiß nicht / Keine Angabe
%		EB 77.4	EB 77.4	EB 77.4	EB 77.4	EB 77.4	EB 77.4
 EU 27		9	9	8	3	11	7
 BE		8	11	7	2	5	2
 BG		10	10	8	5	8	8
 CZ		8	6	3	1	1	3
 DK		8	8	8	2	8	6
 DE		8	8	7	4	9	11
 EE		7	7	8	5	16	7
 IE		11	8	7	4	6	14
 EL		10	11	12	5	11	1
 ES		10	10	9	5	19	2
 FR		6	8	5	1	10	7
 IT		15	8	5	2	4	4
 CY		5	6	6	6	13	4
 LV		6	6	8	7	27	6
 LT		7	7	9	4	20	5
 LU		6	3	7	4	7	5
 HU		8	6	6	2	9	4
 MT		5	6	6	3	7	34
 NL		14	11	8	2	6	6
 AT		12	12	11	2	6	7
 PL		6	8	11	5	23	7
 PT		14	13	9	4	5	8
 RO		11	13	11	9	11	9
 SI		9	10	8	4	15	3
 SK		6	5	3	1	1	3
 FI		11	13	15	7	9	1
 SE		8	10	12	4	14	3
 UK		8	7	7	2	16	11

QC16.2 Sur une échelle de 1 à 10, pourriez-vous me dire ce que, selon vous, les citoyens (NATIONALITE) ressentiraient si leurs enfants avaient des camarades de classe roms ? '1' signifie que les citoyens (NATIONALITE) se sentiraient "tout à fait mal à l'aise" et '10' qu'ils seraient "tout à fait à l'aise".

QC16.2 Using a scale from 1 to 10, please tell me how, in your opinion, (NATIONALITY) citizens would feel about their children having Roma schoolmates? '1' means that (NATIONALITY) citizens would feel "totally uncomfortable" and '10' that they would feel "totally comfortable".

QC16.2 Bitte sagen Sie mir anhand einer Skala von 1 bis 10, wie sich (NATIONALITÄT) Bürger Ihrer Meinung nach fühlen würden, wenn ihre Kinder Klassenkameraden aus Roma-Familien hätten? '1' bedeutet, dass sich die (NATIONALITÄT) Bürger "vollkommen unwohl fühlen würden" und '10', dass sie sich "vollkommen wohl fühlen würden".

		Total 'Mal à l'aise (1-4)'	Total 'Moyennement à l'aise (5-6)'	Total 'A l'aise (7-10)'
		Total 'Uncomfortable (1-4)'	Total 'Fairly comfortable (5-6)'	Total 'Comfortable (7-10)'
		Gesamt ' Unwohl fühlen(1-4)'	Gesamt 'Ziemlich wohl fühlen (5-6)'	Gesamt 'Wohl fühlen(7-10)'
%		EB 77.4	EB 77.4	EB 77.4
 EU 27		<b>34</b>	<b>28</b>	<b>31</b>
 BE		<b>44</b>	<b>30</b>	<b>24</b>
 BG		<b>35</b>	<b>27</b>	<b>30</b>
 CZ		<b>52</b>	<b>35</b>	<b>11</b>
 DK		<b>42</b>	<b>26</b>	<b>26</b>
 DE		<b>31</b>	<b>30</b>	<b>28</b>
 EE		<b>33</b>	<b>25</b>	<b>36</b>
 IE		<b>33</b>	<b>28</b>	<b>25</b>
 EL		<b>34</b>	<b>26</b>	<b>39</b>
 ES		<b>26</b>	<b>29</b>	<b>43</b>
 FR		<b>41</b>	<b>27</b>	<b>25</b>
 IT		<b>48</b>	<b>29</b>	<b>19</b>
 CY		<b>42</b>	<b>23</b>	<b>32</b>
 LV		<b>26</b>	<b>20</b>	<b>48</b>
 LT		<b>25</b>	<b>30</b>	<b>40</b>
 LU		<b>49</b>	<b>24</b>	<b>21</b>
 HU		<b>46</b>	<b>28</b>	<b>23</b>
 MT		<b>27</b>	<b>18</b>	<b>22</b>
 NL		<b>38</b>	<b>30</b>	<b>27</b>
 AT		<b>32</b>	<b>30</b>	<b>30</b>
 PL		<b>24</b>	<b>22</b>	<b>47</b>
 PT		<b>27</b>	<b>32</b>	<b>32</b>
 RO		<b>22</b>	<b>25</b>	<b>44</b>
 SI		<b>34</b>	<b>26</b>	<b>38</b>
 SK		<b>58</b>	<b>30</b>	<b>9</b>
 FI		<b>25</b>	<b>30</b>	<b>44</b>
 SE		<b>29</b>	<b>28</b>	<b>40</b>
 UK		<b>28</b>	<b>28</b>	<b>33</b>

QC17.1 Pourriez-vous me dire si vous êtes tout à fait d'accord, plutôt d'accord, plutôt pas d'accord ou pas du tout d'accord avec chacune des affirmations suivantes.





























Les Roms forment un groupe de personnes risquant d'être discriminées

QC17.1 Please tell me whether you totally agree, tend to agree, tend to disagree or totally disagree with each of the following statements.

The Roma are a group of people at risk of discrimination

QC17.1 Bitte sagen Sie mir für jede der folgenden Aussagen, ob Sie ihr voll und ganz zustimmen, eher zustimmen, eher nicht zustimmen oder überhaupt nicht zustimmen.

Roma sind eine Personengruppe, die von Diskriminierung bedroht ist

%		Tout à fait d'accord	Plutôt d'accord	Plutôt pas d'accord	Pas du tout d'accord	NSP	Total 'D'accord'	Total 'Pas d'accord'
		Totally agree	Tend to agree	Tend to disagree	Totally disagree	DK	Total 'Agree'	Total 'Disagree'
		Stimme voll und ganz zu	Stimme eher zu	Stimme eher nicht zu	Stimme überhaupt nicht zu	Weiß nicht / Keine Angabe	Gesamt 'Stimme zu'	Gesamt 'Stimme nicht zu'
		EB 77.4	EB 77.4	EB 77.4	EB 77.4	EB 77.4	EB 77.4	EB 77.4
	EU 27	<b>33</b>	<b>42</b>	<b>12</b>	<b>6</b>	<b>7</b>	<b>75</b>	<b>18</b>
	BE	<b>41</b>	<b>46</b>	<b>9</b>	<b>2</b>	<b>2</b>	<b>87</b>	<b>11</b>
	BG	<b>19</b>	<b>35</b>	<b>24</b>	<b>19</b>	<b>3</b>	<b>54</b>	<b>43</b>
	CZ	<b>8</b>	<b>27</b>	<b>27</b>	<b>36</b>	<b>2</b>	<b>35</b>	<b>63</b>
	DK	<b>60</b>	<b>29</b>	<b>4</b>	<b>1</b>	<b>6</b>	<b>89</b>	<b>5</b>
	DE	<b>38</b>	<b>42</b>	<b>9</b>	<b>3</b>	<b>8</b>	<b>80</b>	<b>12</b>
	EE	<b>17</b>	<b>40</b>	<b>21</b>	<b>11</b>	<b>11</b>	<b>57</b>	<b>32</b>
	IE	<b>21</b>	<b>41</b>	<b>14</b>	<b>12</b>	<b>12</b>	<b>62</b>	<b>26</b>
	EL	<b>35</b>	<b>43</b>	<b>13</b>	<b>7</b>	<b>2</b>	<b>78</b>	<b>20</b>
	ES	<b>30</b>	<b>43</b>	<b>15</b>	<b>7</b>	<b>5</b>	<b>73</b>	<b>22</b>
	FR	<b>51</b>	<b>40</b>	<b>4</b>	<b>1</b>	<b>4</b>	<b>91</b>	<b>5</b>
	IT	<b>31</b>	<b>43</b>	<b>11</b>	<b>8</b>	<b>7</b>	<b>74</b>	<b>19</b>
	CY	<b>40</b>	<b>24</b>	<b>14</b>	<b>17</b>	<b>5</b>	<b>64</b>	<b>31</b>
	LV	<b>22</b>	<b>42</b>	<b>22</b>	<b>6</b>	<b>8</b>	<b>64</b>	<b>28</b>
	LT	<b>21</b>	<b>43</b>	<b>20</b>	<b>10</b>	<b>6</b>	<b>64</b>	<b>30</b>
	LU	<b>60</b>	<b>30</b>	<b>6</b>	<b>1</b>	<b>3</b>	<b>90</b>	<b>7</b>
	HU	<b>33</b>	<b>37</b>	<b>18</b>	<b>10</b>	<b>2</b>	<b>70</b>	<b>28</b>
	MT	<b>23</b>	<b>34</b>	<b>11</b>	<b>3</b>	<b>29</b>	<b>57</b>	<b>14</b>
	NL	<b>46</b>	<b>41</b>	<b>8</b>	<b>3</b>	<b>2</b>	<b>87</b>	<b>11</b>
	AT	<b>20</b>	<b>53</b>	<b>17</b>	<b>4</b>	<b>6</b>	<b>73</b>	<b>21</b>
	PL	<b>18</b>	<b>57</b>	<b>14</b>	<b>4</b>	<b>7</b>	<b>75</b>	<b>18</b>
	PT	<b>21</b>	<b>45</b>	<b>21</b>	<b>6</b>	<b>7</b>	<b>66</b>	<b>27</b>
	RO	<b>12</b>	<b>38</b>	<b>28</b>	<b>15</b>	<b>7</b>	<b>50</b>	<b>43</b>
	SI	<b>22</b>	<b>33</b>	<b>23</b>	<b>18</b>	<b>4</b>	<b>55</b>	<b>41</b>
	SK	<b>12</b>	<b>32</b>	<b>25</b>	<b>29</b>	<b>2</b>	<b>44</b>	<b>54</b>
	FI	<b>32</b>	<b>40</b>	<b>17</b>	<b>9</b>	<b>2</b>	<b>72</b>	<b>26</b>
	SE	<b>70</b>	<b>24</b>	<b>3</b>	<b>2</b>	<b>1</b>	<b>94</b>	<b>5</b>
	UK	<b>33</b>	<b>43</b>	<b>9</b>	<b>2</b>	<b>13</b>	<b>76</b>	<b>11</b>



QC17.2 Pourriez-vous me dire si vous êtes tout à fait d'accord, plutôt d'accord, plutôt pas d'accord ou pas du tout d'accord avec chacune des affirmations suivantes.





























La société pourrait bénéficier d'une meilleure intégration des Roms

QC17.2 Please tell me whether you totally agree, tend to agree, tend to disagree or totally disagree with each of the following statements.

Society could benefit from a better integration of the Roma

QC17.2 Bitte sagen Sie mir für jede der folgenden Aussagen, ob Sie ihr voll und ganz zustimmen, eher zustimmen, eher nicht zustimmen oder überhaupt nicht zustimmen.

Die Gesellschaft könnte von einer besseren Integration der Roma profitieren

	%	Tout à fait d'accord	Plutôt d'accord	Plutôt pas d'accord	Pas du tout d'accord	NSP	Total 'D'accord'	Total 'Pas d'accord'
		Totally agree	Tend to agree	Tend to disagree	Totally disagree	DK	Total 'Agree'	Total 'Disagree'
		Stimme voll und ganz zu	Stimme eher zu	Stimme eher nicht zu	Stimme überhaupt nicht zu	Weiß nicht / Keine Angabe	Gesamt 'Stimme zu'	Gesamt 'Stimme nicht zu'
		EB 77.4	EB 77.4	EB 77.4	EB 77.4	EB 77.4	EB 77.4	EB 77.4
 EU 27		<b>16</b>	<b>37</b>	<b>21</b>	<b>12</b>	<b>14</b>	<b>53</b>	<b>33</b>
 BE		<b>12</b>	<b>47</b>	<b>26</b>	<b>12</b>	<b>3</b>	<b>59</b>	<b>38</b>
 BG		<b>22</b>	<b>42</b>	<b>16</b>	<b>9</b>	<b>11</b>	<b>64</b>	<b>25</b>
 CZ		<b>12</b>	<b>35</b>	<b>27</b>	<b>21</b>	<b>5</b>	<b>47</b>	<b>48</b>
 DK		<b>31</b>	<b>34</b>	<b>16</b>	<b>10</b>	<b>9</b>	<b>65</b>	<b>26</b>
 DE		<b>11</b>	<b>30</b>	<b>26</b>	<b>14</b>	<b>19</b>	<b>41</b>	<b>40</b>
 EE		<b>13</b>	<b>37</b>	<b>23</b>	<b>14</b>	<b>13</b>	<b>50</b>	<b>37</b>
 IE		<b>8</b>	<b>29</b>	<b>22</b>	<b>16</b>	<b>25</b>	<b>37</b>	<b>38</b>
 EL		<b>25</b>	<b>42</b>	<b>18</b>	<b>9</b>	<b>6</b>	<b>67</b>	<b>27</b>
 ES		<b>26</b>	<b>42</b>	<b>14</b>	<b>7</b>	<b>11</b>	<b>68</b>	<b>21</b>
 FR		<b>16</b>	<b>43</b>	<b>19</b>	<b>11</b>	<b>11</b>	<b>59</b>	<b>30</b>
 IT		<b>10</b>	<b>23</b>	<b>23</b>	<b>28</b>	<b>16</b>	<b>33</b>	<b>51</b>
 CY		<b>15</b>	<b>29</b>	<b>17</b>	<b>33</b>	<b>6</b>	<b>44</b>	<b>50</b>
 LV		<b>12</b>	<b>42</b>	<b>27</b>	<b>7</b>	<b>12</b>	<b>54</b>	<b>34</b>
 LT		<b>27</b>	<b>47</b>	<b>13</b>	<b>6</b>	<b>7</b>	<b>74</b>	<b>19</b>
 LU		<b>18</b>	<b>40</b>	<b>22</b>	<b>10</b>	<b>10</b>	<b>58</b>	<b>32</b>
 HU		<b>31</b>	<b>41</b>	<b>15</b>	<b>9</b>	<b>4</b>	<b>72</b>	<b>24</b>
 MT		<b>7</b>	<b>15</b>	<b>29</b>	<b>17</b>	<b>32</b>	<b>22</b>	<b>46</b>
 NL		<b>22</b>	<b>43</b>	<b>18</b>	<b>8</b>	<b>9</b>	<b>65</b>	<b>26</b>
 AT		<b>8</b>	<b>35</b>	<b>31</b>	<b>11</b>	<b>15</b>	<b>43</b>	<b>42</b>
 PL		<b>4</b>	<b>37</b>	<b>30</b>	<b>8</b>	<b>21</b>	<b>41</b>	<b>38</b>
 PT		<b>11</b>	<b>40</b>	<b>26</b>	<b>10</b>	<b>13</b>	<b>51</b>	<b>36</b>
 RO		<b>23</b>	<b>40</b>	<b>17</b>	<b>8</b>	<b>12</b>	<b>63</b>	<b>25</b>
 SI		<b>20</b>	<b>32</b>	<b>24</b>	<b>18</b>	<b>6</b>	<b>52</b>	<b>42</b>
 SK		<b>19</b>	<b>40</b>	<b>21</b>	<b>15</b>	<b>5</b>	<b>59</b>	<b>36</b>
 FI		<b>35</b>	<b>43</b>	<b>15</b>	<b>5</b>	<b>2</b>	<b>78</b>	<b>20</b>
 SE		<b>56</b>	<b>31</b>	<b>6</b>	<b>3</b>	<b>4</b>	<b>87</b>	<b>9</b>
 UK		<b>14</b>	<b>43</b>	<b>19</b>	<b>7</b>	<b>17</b>	<b>57</b>	<b>26</b>

SD1.1 Avez-vous des amis ou des relations ... ?





























D'une autre origine ethnique que la vôtre

SD1.1 Do you have friends or acquaintances who are...?

People whose ethnic origin is different from yours

SD1.1 Haben Sie Freunde oder Bekannte, die ...

Eine andere ethnische Herkunft haben als Sie

		Oui		Non		NSP	
		Yes		No		DK	
		Ja		Nein		Weiß nicht / Keine Angabe	
%		EB 77.4	Diff. EB 71.2	EB 77.4	Diff. EB 71.2	EB 77.4	Diff. EB 71.2
 EU 27		<b>59</b>	<b>2</b>	<b>39</b>	<b>-3</b>	<b>2</b>	<b>1</b>
 BE		<b>61</b>	<b>3</b>	<b>39</b>	<b>-3</b>	<b>0</b>	<b>0</b>
 BG		<b>70</b>	<b>3</b>	<b>29</b>	<b>-3</b>	<b>1</b>	<b>0</b>
 CZ		<b>42</b>	<b>1</b>	<b>58</b>	<b>-1</b>	<b>0</b>	<b>0</b>
 DK		<b>70</b>	<b>8</b>	<b>30</b>	<b>-8</b>	<b>0</b>	<b>0</b>
 DE		<b>55</b>	<b>4</b>	<b>43</b>	<b>-5</b>	<b>2</b>	<b>1</b>
 EE		<b>77</b>	<b>-2</b>	<b>23</b>	<b>2</b>	<b>0</b>	<b>0</b>
 IE		<b>59</b>	<b>7</b>	<b>39</b>	<b>-8</b>	<b>2</b>	<b>1</b>
 EL		<b>64</b>	<b>11</b>	<b>36</b>	<b>-11</b>	<b>0</b>	<b>0</b>
 ES		<b>70</b>	<b>5</b>	<b>29</b>	<b>-6</b>	<b>1</b>	<b>1</b>
 FR		<b>75</b>	<b>1</b>	<b>24</b>	<b>-1</b>	<b>1</b>	<b>0</b>
 IT		<b>46</b>	<b>-4</b>	<b>48</b>	<b>0</b>	<b>6</b>	<b>4</b>
 CY		<b>82</b>	<b>12</b>	<b>18</b>	<b>-12</b>	<b>0</b>	<b>0</b>
 LV		<b>70</b>	<b>4</b>	<b>29</b>	<b>-4</b>	<b>1</b>	<b>0</b>
 LT		<b>48</b>	<b>-11</b>	<b>49</b>	<b>9</b>	<b>3</b>	<b>2</b>
 LU		<b>82</b>	<b>7</b>	<b>17</b>	<b>-7</b>	<b>1</b>	<b>0</b>
 HU		<b>46</b>	<b>-4</b>	<b>51</b>	<b>2</b>	<b>3</b>	<b>2</b>
 MT		<b>41</b>	<b>10</b>	<b>59</b>	<b>-7</b>	<b>0</b>	<b>-3</b>
 NL		<b>72</b>	<b>9</b>	<b>27</b>	<b>-10</b>	<b>1</b>	<b>1</b>
 AT		<b>43</b>	<b>-1</b>	<b>55</b>	<b>0</b>	<b>2</b>	<b>1</b>
 PL		<b>20</b>	<b>-5</b>	<b>78</b>	<b>4</b>	<b>2</b>	<b>1</b>
 PT		<b>48</b>	<b>-12</b>	<b>49</b>	<b>11</b>	<b>3</b>	<b>1</b>
 RO		<b>55</b>	<b>0</b>	<b>41</b>	<b>-1</b>	<b>4</b>	<b>1</b>
 SI		<b>62</b>	<b>-3</b>	<b>37</b>	<b>3</b>	<b>1</b>	<b>0</b>
 SK		<b>53</b>	<b>6</b>	<b>46</b>	<b>-6</b>	<b>1</b>	<b>0</b>
 FI		<b>52</b>	<b>5</b>	<b>48</b>	<b>-4</b>	<b>0</b>	<b>-1</b>
 SE		<b>82</b>	<b>7</b>	<b>18</b>	<b>-6</b>	<b>0</b>	<b>-1</b>
 UK		<b>78</b>	<b>7</b>	<b>21</b>	<b>-7</b>	<b>1</b>	<b>0</b>

SD1.2 Avez-vous des amis ou des relations ... ?





























Roms

SD1.2 Do you have friends or acquaintances who are...?

Roma

SD1.2 Haben Sie Freunde oder Bekannte, die ...

Sinti und Roma sind

		Oui		Non		NSP	
		Yes		No		DK	
		Ja		Nein		Weiß nicht / Keine Angabe	
%		EB 77.4	Diff. EB 71.2	EB 77.4	Diff. EB 71.2	EB 77.4	Diff. EB 71.2
	EU 27	<b>18</b>	<b>1</b>	<b>80</b>	<b>-2</b>	<b>2</b>	<b>1</b>
	BE	<b>8</b>	<b>2</b>	<b>92</b>	<b>3</b>	<b>0</b>	<b>-5</b>
	BG	<b>51</b>	<b>0</b>	<b>48</b>	<b>1</b>	<b>1</b>	<b>-1</b>
	CZ	<b>22</b>	<b>0</b>	<b>78</b>	<b>0</b>	<b>0</b>	<b>0</b>
	DK	<b>5</b>	<b>0</b>	<b>94</b>	<b>3</b>	<b>1</b>	<b>-3</b>
	DE	<b>5</b>	<b>-1</b>	<b>93</b>	<b>0</b>	<b>2</b>	<b>1</b>
	EE	<b>11</b>	<b>-1</b>	<b>89</b>	<b>1</b>	<b>0</b>	<b>0</b>
	IE	<b>10</b>	<b>5</b>	<b>88</b>	<b>-6</b>	<b>2</b>	<b>1</b>
	EL	<b>12</b>	<b>5</b>	<b>88</b>	<b>-5</b>	<b>0</b>	<b>0</b>
	ES	<b>49</b>	<b>11</b>	<b>51</b>	<b>-11</b>	<b>0</b>	<b>0</b>
	FR	<b>15</b>	<b>0</b>	<b>84</b>	<b>1</b>	<b>1</b>	<b>-1</b>
	IT	<b>6</b>	<b>-4</b>	<b>90</b>	<b>2</b>	<b>4</b>	<b>2</b>
	CY	<b>9</b>	<b>5</b>	<b>91</b>	<b>-5</b>	<b>0</b>	<b>0</b>
	LV	<b>31</b>	<b>4</b>	<b>67</b>	<b>-6</b>	<b>2</b>	<b>2</b>
	LT	<b>16</b>	<b>4</b>	<b>83</b>	<b>-4</b>	<b>1</b>	<b>0</b>
	LU	<b>8</b>	<b>0</b>	<b>92</b>	<b>1</b>	<b>0</b>	<b>-1</b>
	HU	<b>46</b>	<b>-5</b>	<b>53</b>	<b>5</b>	<b>1</b>	<b>0</b>
	MT	<b>2</b>	<b>-4</b>	<b>98</b>	<b>7</b>	<b>0</b>	<b>-3</b>
	NL	<b>7</b>	<b>2</b>	<b>92</b>	<b>-3</b>	<b>1</b>	<b>1</b>
	AT	<b>6</b>	<b>-1</b>	<b>90</b>	<b>0</b>	<b>4</b>	<b>1</b>
	PL	<b>8</b>	<b>1</b>	<b>92</b>	<b>0</b>	<b>0</b>	<b>-1</b>
	PT	<b>32</b>	<b>12</b>	<b>67</b>	<b>-11</b>	<b>1</b>	<b>-1</b>
	RO	<b>50</b>	<b>8</b>	<b>47</b>	<b>-8</b>	<b>3</b>	<b>0</b>
	SI	<b>18</b>	<b>6</b>	<b>82</b>	<b>-5</b>	<b>0</b>	<b>-1</b>
	SK	<b>48</b>	<b>2</b>	<b>52</b>	<b>-1</b>	<b>0</b>	<b>-1</b>
	FI	<b>25</b>	<b>3</b>	<b>75</b>	<b>-3</b>	<b>0</b>	<b>0</b>
	SE	<b>14</b>	<b>5</b>	<b>85</b>	<b>-5</b>	<b>1</b>	<b>0</b>
	UK	<b>15</b>	<b>-1</b>	<b>83</b>	<b>0</b>	<b>2</b>	<b>1</b>

SD1.3 Avez-vous des amis ou des relations ... ?





























Homosexuel, lesbienne ou bisexuel

SD1.3 Do you have friends or acquaintances who are...?

Gay, lesbian or bisexual

SD1.3 Haben Sie Freunde oder Bekannte, die ...

Schwul, lesbisch oder bisexuell sind

		Oui		Non		NSP	
		Yes		No		DK	
		Ja		Nein		Weiß nicht / Keine Angabe	
%		EB 77.4	Diff. EB 71.2	EB 77.4	Diff. EB 71.2	EB 77.4	Diff. EB 71.2
	EU 27	<b>41</b>	<i>3</i>	<b>55</b>	<i>-3</i>	<b>4</b>	<i>0</i>
	BE	<b>62</b>	<i>9</i>	<b>38</b>	<i>-7</i>	<b>0</b>	<i>-2</i>
	BG	<b>8</b>	<i>1</i>	<b>86</b>	<i>3</i>	<b>6</b>	<i>-4</i>
	CZ	<b>20</b>	<i>0</i>	<b>78</b>	<i>0</i>	<b>2</b>	<i>0</i>
	DK	<b>63</b>	<i>10</i>	<b>35</b>	<i>-9</i>	<b>2</b>	<i>-1</i>
	DE	<b>41</b>	<i>7</i>	<b>53</b>	<i>-9</i>	<b>6</b>	<i>2</i>
	EE	<b>22</b>	<i>5</i>	<b>76</b>	<i>-5</i>	<b>2</b>	<i>0</i>
	IE	<b>47</b>	<i>7</i>	<b>49</b>	<i>-6</i>	<b>4</b>	<i>-1</i>
	EL	<b>20</b>	<i>3</i>	<b>79</b>	<i>-4</i>	<b>1</b>	<i>1</i>
	ES	<b>54</b>	<i>-2</i>	<b>44</b>	<i>2</i>	<b>2</b>	<i>0</i>
	FR	<b>64</b>	<i>5</i>	<b>34</b>	<i>-5</i>	<b>2</b>	<i>0</i>
	IT	<b>29</b>	<i>-3</i>	<b>66</b>	<i>1</i>	<b>5</b>	<i>2</i>
	CY	<b>24</b>	<i>8</i>	<b>74</b>	<i>-9</i>	<b>2</b>	<i>1</i>
	LV	<b>15</b>	<i>3</i>	<b>80</b>	<i>-4</i>	<b>5</b>	<i>1</i>
	LT	<b>12</b>	<i>5</i>	<b>86</b>	<i>-2</i>	<b>2</b>	<i>-3</i>
	LU	<b>63</b>	<i>6</i>	<b>35</b>	<i>-6</i>	<b>2</b>	<i>0</i>
	HU	<b>8</b>	<i>-3</i>	<b>85</b>	<i>8</i>	<b>7</b>	<i>-5</i>
	MT	<b>46</b>	<i>14</i>	<b>54</b>	<i>-12</i>	<b>0</b>	<i>-2</i>
	NL	<b>79</b>	<i>11</i>	<b>20</b>	<i>-11</i>	<b>1</b>	<i>0</i>
	AT	<b>25</b>	<i>-1</i>	<b>69</b>	<i>2</i>	<b>6</b>	<i>-1</i>
	PL	<b>9</b>	<i>-2</i>	<b>88</b>	<i>5</i>	<b>3</b>	<i>-3</i>
	PT	<b>21</b>	<i>0</i>	<b>73</b>	<i>3</i>	<b>6</b>	<i>-3</i>
	RO	<b>2</b>	<i>-1</i>	<b>88</b>	<i>4</i>	<b>10</b>	<i>-3</i>
	SI	<b>23</b>	<i>6</i>	<b>71</b>	<i>-6</i>	<b>6</b>	<i>0</i>
	SK	<b>15</b>	<i>0</i>	<b>83</b>	<i>3</i>	<b>2</b>	<i>-3</i>
	FI	<b>43</b>	<i>8</i>	<b>54</b>	<i>-7</i>	<b>3</b>	<i>-1</i>
	SE	<b>73</b>	<i>14</i>	<b>24</b>	<i>-12</i>	<b>3</b>	<i>-2</i>
	UK	<b>62</b>	<i>6</i>	<b>35</b>	<i>-7</i>	<b>3</b>	<i>1</i>

SD1.4 Avez-vous des amis ou des relations ... ?





























Atteint(e)s d'un handicap

SD1.4 Do you have friends or acquaintances who are...?

Disabled

SD1.4 Haben Sie Freunde oder Bekannte, die ...

Behindert sind

		Oui		Non		NSP	
		Yes		No		DK	
		Ja		Nein		Weiß nicht / Keine Angabe	
%		EB 77.4	Diff. EB 71.2	EB 77.4	Diff. EB 71.2	EB 77.4	Diff. EB 71.2
	EU 27	<b>62</b>	<b>4</b>	<b>37</b>	<b>-4</b>	<b>1</b>	<b>0</b>
	BE	<b>67</b>	<b>5</b>	<b>33</b>	<b>-5</b>	<b>0</b>	<b>0</b>
	BG	<b>64</b>	<b>4</b>	<b>34</b>	<b>-3</b>	<b>2</b>	<b>-1</b>
	CZ	<b>52</b>	<b>1</b>	<b>48</b>	<b>-1</b>	<b>0</b>	<b>0</b>
	DK	<b>68</b>	<b>9</b>	<b>32</b>	<b>-9</b>	<b>0</b>	<b>0</b>
	DE	<b>61</b>	<b>9</b>	<b>38</b>	<b>-9</b>	<b>1</b>	<b>0</b>
	EE	<b>64</b>	<b>-1</b>	<b>36</b>	<b>1</b>	<b>0</b>	<b>0</b>
	IE	<b>69</b>	<b>7</b>	<b>29</b>	<b>-8</b>	<b>2</b>	<b>1</b>
	EL	<b>42</b>	<b>4</b>	<b>58</b>	<b>-4</b>	<b>0</b>	<b>0</b>
	ES	<b>70</b>	<b>2</b>	<b>30</b>	<b>-2</b>	<b>0</b>	<b>0</b>
	FR	<b>73</b>	<b>8</b>	<b>26</b>	<b>-8</b>	<b>1</b>	<b>0</b>
	IT	<b>55</b>	<b>0</b>	<b>43</b>	<b>-1</b>	<b>2</b>	<b>1</b>
	CY	<b>59</b>	<b>4</b>	<b>41</b>	<b>-3</b>	<b>0</b>	<b>-1</b>
	LV	<b>72</b>	<b>4</b>	<b>27</b>	<b>-5</b>	<b>1</b>	<b>1</b>
	LT	<b>67</b>	<b>4</b>	<b>32</b>	<b>-4</b>	<b>1</b>	<b>0</b>
	LU	<b>70</b>	<b>4</b>	<b>30</b>	<b>-3</b>	<b>0</b>	<b>-1</b>
	HU	<b>45</b>	<b>-3</b>	<b>54</b>	<b>3</b>	<b>1</b>	<b>0</b>
	MT	<b>62</b>	<b>20</b>	<b>38</b>	<b>-19</b>	<b>0</b>	<b>-1</b>
	NL	<b>68</b>	<b>10</b>	<b>32</b>	<b>-10</b>	<b>0</b>	<b>0</b>
	AT	<b>51</b>	<b>3</b>	<b>48</b>	<b>-3</b>	<b>1</b>	<b>0</b>
	PL	<b>49</b>	<b>2</b>	<b>50</b>	<b>-2</b>	<b>1</b>	<b>0</b>
	PT	<b>59</b>	<b>1</b>	<b>40</b>	<b>1</b>	<b>1</b>	<b>-2</b>
	RO	<b>46</b>	<b>8</b>	<b>50</b>	<b>-9</b>	<b>4</b>	<b>1</b>
	SI	<b>68</b>	<b>4</b>	<b>32</b>	<b>-4</b>	<b>0</b>	<b>0</b>
	SK	<b>67</b>	<b>0</b>	<b>33</b>	<b>1</b>	<b>0</b>	<b>-1</b>
	FI	<b>52</b>	<b>-5</b>	<b>48</b>	<b>5</b>	<b>0</b>	<b>0</b>
	SE	<b>75</b>	<b>12</b>	<b>25</b>	<b>-11</b>	<b>0</b>	<b>-1</b>
	UK	<b>73</b>	<b>0</b>	<b>26</b>	<b>-1</b>	<b>1</b>	<b>1</b>

SD1.5 Avez-vous des amis ou des relations ... ?





























D'une religion ou de convictions différentes des vôtres

SD1.5 Do you have friends or acquaintances who are...?

Of a different religion or have different beliefs than you

SD1.5 Haben Sie Freunde oder Bekannte, die ...

Einer anderen Religion angehören oder einen anderen Glauben haben als Sie

		Oui		Non		NSP	
		Yes		No		DK	
		Ja		Nein		Weiß nicht / Keine Angabe	
%		EB 77.4	Diff. EB 71.2	EB 77.4	Diff. EB 71.2	EB 77.4	Diff. EB 71.2
	EU 27	<b>67</b>	<b>3</b>	<b>31</b>	<b>-2</b>	<b>2</b>	<b>-1</b>
	BE	<b>67</b>	<b>5</b>	<b>32</b>	<b>-4</b>	<b>1</b>	<b>-1</b>
	BG	<b>62</b>	<b>3</b>	<b>36</b>	<b>0</b>	<b>2</b>	<b>-3</b>
	CZ	<b>42</b>	<b>-2</b>	<b>51</b>	<b>1</b>	<b>7</b>	<b>1</b>
	DK	<b>71</b>	<b>5</b>	<b>25</b>	<b>-7</b>	<b>4</b>	<b>2</b>
	DE	<b>74</b>	<b>5</b>	<b>23</b>	<b>-6</b>	<b>3</b>	<b>1</b>
	EE	<b>58</b>	<b>-3</b>	<b>40</b>	<b>3</b>	<b>2</b>	<b>0</b>
	IE	<b>72</b>	<b>-1</b>	<b>25</b>	<b>0</b>	<b>3</b>	<b>1</b>
	EL	<b>42</b>	<b>4</b>	<b>58</b>	<b>-4</b>	<b>0</b>	<b>0</b>
	ES	<b>69</b>	<b>6</b>	<b>29</b>	<b>-4</b>	<b>2</b>	<b>-2</b>
	FR	<b>78</b>	<b>3</b>	<b>20</b>	<b>-3</b>	<b>2</b>	<b>0</b>
	IT	<b>55</b>	<b>4</b>	<b>42</b>	<b>-4</b>	<b>3</b>	<b>0</b>
	CY	<b>70</b>	<b>8</b>	<b>30</b>	<b>-8</b>	<b>0</b>	<b>0</b>
	LV	<b>76</b>	<b>-2</b>	<b>21</b>	<b>1</b>	<b>3</b>	<b>1</b>
	LT	<b>53</b>	<b>-2</b>	<b>45</b>	<b>2</b>	<b>2</b>	<b>0</b>
	LU	<b>81</b>	<b>5</b>	<b>17</b>	<b>-4</b>	<b>2</b>	<b>-1</b>
	HU	<b>61</b>	<b>-4</b>	<b>35</b>	<b>9</b>	<b>4</b>	<b>-5</b>
	MT	<b>51</b>	<b>14</b>	<b>49</b>	<b>-11</b>	<b>0</b>	<b>-3</b>
	NL	<b>84</b>	<b>4</b>	<b>15</b>	<b>-3</b>	<b>1</b>	<b>-1</b>
	AT	<b>58</b>	<b>-3</b>	<b>39</b>	<b>2</b>	<b>3</b>	<b>1</b>
	PL	<b>38</b>	<b>-6</b>	<b>60</b>	<b>7</b>	<b>2</b>	<b>-1</b>
	PT	<b>63</b>	<b>2</b>	<b>33</b>	<b>1</b>	<b>4</b>	<b>-3</b>
	RO	<b>56</b>	<b>2</b>	<b>40</b>	<b>-1</b>	<b>4</b>	<b>-1</b>
	SI	<b>71</b>	<b>-1</b>	<b>27</b>	<b>0</b>	<b>2</b>	<b>1</b>
	SK	<b>77</b>	<b>-1</b>	<b>21</b>	<b>1</b>	<b>2</b>	<b>0</b>
	FI	<b>63</b>	<b>-3</b>	<b>36</b>	<b>4</b>	<b>1</b>	<b>-1</b>
	SE	<b>78</b>	<b>8</b>	<b>19</b>	<b>-7</b>	<b>3</b>	<b>-1</b>
	UK	<b>84</b>	<b>5</b>	<b>14</b>	<b>-5</b>	<b>2</b>	<b>0</b>

SD1.6 Avez-vous des amis ou des relations ... ?





























Transgenre ou transsexuel

SD1.6 Do you have friends or acquaintances who are...?

Transgender or transsexual

SD1.6 Haben Sie Freunde oder Bekannte, die ...





























Transgender oder transsexuell sind

		Oui	Non	NSP
		Yes	No	DK
		Ja	Nein	Weiß nicht / Keine Angabe
%		EB 77.4	EB 77.4	EB 77.4
	EU 27	<b>7</b>	<b>87</b>	<b>6</b>
	BE	<b>9</b>	<b>90</b>	<b>1</b>
	BG	<b>3</b>	<b>88</b>	<b>9</b>
	CZ	<b>4</b>	<b>94</b>	<b>2</b>
	DK	<b>7</b>	<b>89</b>	<b>4</b>
	DE	<b>5</b>	<b>87</b>	<b>8</b>
	EE	<b>3</b>	<b>95</b>	<b>2</b>
	IE	<b>7</b>	<b>87</b>	<b>6</b>
	EL	<b>3</b>	<b>97</b>	<b>0</b>
	ES	<b>10</b>	<b>87</b>	<b>3</b>
	FR	<b>7</b>	<b>90</b>	<b>3</b>
	IT	<b>10</b>	<b>84</b>	<b>6</b>
	CY	<b>5</b>	<b>94</b>	<b>1</b>
	LV	<b>2</b>	<b>93</b>	<b>5</b>
	LT	<b>3</b>	<b>95</b>	<b>2</b>
	LU	<b>12</b>	<b>86</b>	<b>2</b>
	HU	<b>3</b>	<b>89</b>	<b>8</b>
	MT	<b>12</b>	<b>88</b>	<b>0</b>
	NL	<b>8</b>	<b>89</b>	<b>3</b>
	AT	<b>5</b>	<b>88</b>	<b>7</b>
	PL	<b>2</b>	<b>94</b>	<b>4</b>
	PT	<b>5</b>	<b>86</b>	<b>9</b>
	RO	<b>2</b>	<b>84</b>	<b>14</b>
	SI	<b>3</b>	<b>89</b>	<b>8</b>
	SK	<b>4</b>	<b>94</b>	<b>2</b>
	FI	<b>5</b>	<b>93</b>	<b>2</b>
	SE	<b>10</b>	<b>84</b>	<b>6</b>
	UK	<b>13</b>	<b>81</b>	<b>6</b>

SD2 Sur votre lieu de résidence, considérez-vous que vous appartenez à l'un des groupes suivants ? Veuillez m'indiquer tous ceux qui s'appliquent à vous. (ROTATION – PLUSIEURS REPONSES POSSIBLES)

SD2 Where you live, do you consider yourself to be part of any of the following? Please tell me all that apply. (ROTATE – MULTIPLE ANSWERS POSSIBLE)

SD2 Zählen Sie sich dort, wo Sie leben, zu einer der folgenden Minderheiten? Bitte nennen Sie mir alle Bezeichnungen, die auf sie zutreffen. (Rotieren - Mehrfachnennungen möglich)





























		Une minorité ethnique		Une minorité religieuse		Une minorité sexuelle (être homosexuel, lesbienne ou bisexuel) A sexual minority (like being a gay, lesbian, or bisexual) Sexuelle Minderheit (z.B. weil man schwul, lesbisch oder bisexuell ist)		Une minorité liée à un handicap		Un autre groupe minoritaire (SPONTANE)		Aucun (SPONTANE)		NSP	
		An ethnic minority		A religious minority		A sexual minority (like being a gay, lesbian, or bisexual) Sexuelle Minderheit (z.B. weil man schwul, lesbisch oder bisexuell ist)		A minority in terms of disability		Any other minority group (SPONTANEOUS)		None (SPONTANEOUS)		DK	
		Ethnische Minderheit		Religiöse Minderheit		Sexuelle Minderheit (z.B. weil man schwul, lesbisch oder bisexuell ist)		Minderheit in Bezug auf eine Behinderung		Eine andere Minderheitengruppe (SPONTAN)		Nichts davon (SPONTAN)		Weiß nicht / Keine Angabe	
%		EB	Diff.	EB	Diff.	EB	Diff.	EB	Diff.	EB	Diff.	EB	Diff.	EB	Diff.
		77.4	EB	77.4	EB	77.4	EB	77.4	EB	77.4	EB	77.4	EB	77.4	EB
			71.2		71.2		71.2		71.2		71.2		71.2		71.2
	EU 27	4	-1	4	0	2	1	3	1	2	1	84	-1	4	0
	BE	7	2	6	2	3	1	3	0	3	2	78	-5	4	0
	BG	10	-5	3	-3	0	0	1	0	1	1	82	5	5	-1
	CZ	5	0	4	2	1	0	3	0	0	0	85	-1	3	-2
	DK	2	-1	3	0	2	1	3	1	3	2	89	-1	1	-1
	DE	4	-1	3	0	1	0	3	2	2	2	86	-3	3	0
	EE	7	-1	2	0	0	0	2	-1	2	2	75	4	13	-3
	IE	3	0	1	-2	0	0	1	-1	1	0	91	2	4	2
	EL	1	0	1	0	1	1	1	0	2	2	95	-2	1	1
	ES	5	1	2	-1	2	1	1	-1	2	1	87	-2	3	1
	FR	4	1	5	2	1	0	3	0	2	1	85	-2	3	0
	IT	1	-3	5	-1	2	0	2	0	1	1	84	3	5	-2
	CY	4	3	2	1	0	0	1	0	1	1	91	-6	0	0
	LV	5	-1	3	0	0	0	3	1	0	0	85	1	4	-2
	LT	4	1	4	2	0	0	4	1	0	0	82	-3	7	0
	LU	6	0	4	-2	0	-1	2	1	4	3	83	1	2	-2
	HU	6	1	4	1	0	-1	2	-1	1	0	86	1	3	-1
	MT	1	0	2	-3	1	0	1	0	3	3	83	-2	9	2
	NL	3	0	4	-1	2	1	4	2	2	1	85	-2	2	0
	AT	5	0	8	0	5	2	7	3	5	3	80	-1	1	-3
	PL	2	1	3	0	1	1	3	1	3	3	82	-9	7	4
	PT	3	1	3	0	1	0	2	1	2	2	89	4	2	-6
	RO	6	-2	9	-1	1	1	2	2	2	2	78	-1	6	0
	SI	4	-2	3	-3	1	0	2	-1	1	1	89	5	2	-3
	SK	7	0	6	-1	1	1	3	0	3	1	78	2	3	-5
	FI	3	0	3	-1	1	0	2	0	5	4	86	0	0	-4
	SE	4	0	3	-1	1	-1	2	-2	2	1	88	4	1	-3
	UK	8	0	7	2	2	1	3	0	2	1	76	-5	5	4



SD3 Vous-même, vous considérez-vous comme étant ... ? (NE PAS LIRE)

SD3 Do you consider yourself to be...? (DO NOT READ OUT)





























SD3 Bezeichnen Sie sich selbst als... (Nicht vorlesen)

		Catholique		Orthodoxe		Protestant		Autre chrétiens		Juif		Musulman		Sikh	
		Catholic		Orthodox		Protestant		Other Christian		Jewish		Muslim		Sikh	
		Katholiken		Orthodoxen		Protestanten		Angehörigen einer anderen christlichen Religion		Juden		Moslem		Sikh	
%		EB 77.4	Diff. EB 73.1	EB 77.4	Diff. EB 73.1	EB 77.4	Diff. EB 73.1	EB 77.4	Diff. EB 73.1	EB 77.4	Diff. EB 73.1	EB 77.4	Diff. EB 73.1	EB 77.4	Diff. EB 73.1
	EU 27	<b>48</b>	2	<b>8</b>	0	<b>12</b>	1	<b>4</b>	-1	<b>0</b>	0	<b>2</b>	1	<b>0</b>	0
	BE	<b>58</b>	1	<b>1</b>	1	<b>2</b>	1	<b>4</b>	-1	<b>0</b>	0	<b>5</b>	0	<b>0</b>	0
	BG	<b>1</b>	1	<b>82</b>	-2	<b>1</b>	1	<b>1</b>	0	<b>0</b>	0	<b>11</b>	6	<b>0</b>	0
	CZ	<b>29</b>	-1	<b>0</b>	0	<b>2</b>	1	<b>3</b>	2	<b>0</b>	0	<b>0</b>	0	<b>0</b>	0
	DK	<b>1</b>	-1	<b>0</b>	0	<b>64</b>	3	<b>6</b>	-4	<b>0</b>	0	<b>1</b>	-1	<b>0</b>	0
	DE	<b>31</b>	-3	<b>2</b>	1	<b>30</b>	1	<b>2</b>	-2	<b>0</b>	0	<b>3</b>	1	<b>0</b>	0
	EE	<b>3</b>	1	<b>17</b>	3	<b>6</b>	0	<b>19</b>	3	<b>0</b>	0	<b>0</b>	0	<b>0</b>	0
	IE	<b>88</b>	5	<b>1</b>	0	<b>2</b>	0	<b>1</b>	-4	<b>0</b>	0	<b>0</b>	0	<b>0</b>	0
	EL	<b>1</b>	1	<b>96</b>	2	<b>0</b>	0	<b>0</b>	0	<b>0</b>	0	<b>0</b>	0	<b>0</b>	0
	ES	<b>67</b>	-1	<b>1</b>	-1	<b>1</b>	1	<b>2</b>	0	<b>0</b>	0	<b>0</b>	0	<b>0</b>	0
	FR	<b>54</b>	13	<b>0</b>	0	<b>3</b>	2	<b>1</b>	-1	<b>0</b>	0	<b>3</b>	1	<b>0</b>	0
	IT	<b>90</b>	3	<b>0</b>	-1	<b>1</b>	0	<b>1</b>	0	<b>0</b>	0	<b>0</b>	0	<b>0</b>	0
	CY	<b>2</b>	0	<b>96</b>	3	<b>0</b>	0	<b>1</b>	0	<b>0</b>	0	<b>0</b>	0	<b>0</b>	0
	LV	<b>24</b>	0	<b>20</b>	4	<b>13</b>	1	<b>12</b>	0	<b>0</b>	0	<b>0</b>	0	<b>0</b>	0
	LT	<b>84</b>	4	<b>3</b>	-1	<b>1</b>	1	<b>2</b>	0	<b>0</b>	0	<b>0</b>	0	<b>0</b>	0
	LU	<b>68</b>	0	<b>1</b>	0	<b>3</b>	2	<b>3</b>	1	<b>0</b>	0	<b>2</b>	1	<b>0</b>	0
	HU	<b>58</b>	5	<b>0</b>	-1	<b>7</b>	-1	<b>6</b>	3	<b>0</b>	0	<b>0</b>	0	<b>0</b>	0
	MT	<b>95</b>	-1	<b>0</b>	0	<b>1</b>	0	<b>0</b>	0	<b>0</b>	0	<b>1</b>	0	<b>0</b>	0
	NL	<b>22</b>	0	<b>0</b>	0	<b>15</b>	-2	<b>7</b>	-1	<b>0</b>	0	<b>1</b>	0	<b>0</b>	0
	AT	<b>77</b>	-2	<b>2</b>	1	<b>7</b>	1	<b>0</b>	-2	<b>0</b>	0	<b>2</b>	1	<b>0</b>	0
	PL	<b>91</b>	1	<b>1</b>	0	<b>0</b>	0	<b>0</b>	-1	<b>0</b>	0	<b>0</b>	0	<b>0</b>	0
	PT	<b>88</b>	4	<b>1</b>	1	<b>1</b>	0	<b>3</b>	2	<b>0</b>	0	<b>0</b>	0	<b>0</b>	0
	RO	<b>5</b>	-1	<b>87</b>	1	<b>3</b>	0	<b>3</b>	1	<b>0</b>	0	<b>0</b>	0	<b>0</b>	0
	SI	<b>64</b>	0	<b>3</b>	1	<b>0</b>	-1	<b>1</b>	1	<b>0</b>	0	<b>3</b>	0	<b>0</b>	0
	SK	<b>69</b>	2	<b>0</b>	-1	<b>5</b>	0	<b>4</b>	-3	<b>0</b>	0	<b>0</b>	0	<b>0</b>	0
	FI	<b>1</b>	0	<b>1</b>	0	<b>70</b>	-1	<b>10</b>	1	<b>0</b>	0	<b>0</b>	0	<b>0</b>	0
	SE	<b>2</b>	1	<b>1</b>	0	<b>41</b>	1	<b>8</b>	0	<b>0</b>	0	<b>0</b>	-1	<b>0</b>	0
	UK	<b>15</b>	1	<b>1</b>	-1	<b>23</b>	-2	<b>19</b>	2	<b>0</b>	0	<b>3</b>	0	<b>1</b>	1

SD3 Vous-même, vous considérez-vous comme étant ... ? (NE PAS LIRE)

SD3 Do you consider yourself to be...? (DO NOT READ OUT)





























SD3 Bezeichnen Sie sich selbst als... (Nicht vorlesen)

	%	Bouddhiste		Hindouiste		Athée		Non croyant / agnostique		Autre (SPONTANE)		NSP	
		Buddhist		Hindu		Atheist		Non believer / Agnostic		Other (SPONTANEOUS)		DK	
		Buddhisten		Hindu		Atheisten		Nicht Gläubigen / Agnostiker		Sonstiges (SPONTAN)		Keine Angabe	
		EB 77.4	Diff. EB 73.1	EB 77.4	Diff. EB 73.1	EB 77.4	Diff. EB 73.1	EB 77.4	Diff. EB 73.1	EB 77.4	Diff. EB 73.1	EB 77.4	Diff. EB 73.1
 EU 27		0	-1	0	0	7	1	16	0	1	-1	2	-2
 BE		1	0	0	0	7	2	20	0	1	-2	1	-2
 BG		0	0	0	0	1	-1	2	-1	0	-1	1	-3
 CZ		1	1	0	0	20	2	39	-4	0	0	6	-1
 DK		1	1	0	0	9	3	16	0	1	-1	1	0
 DE		0	0	0	0	9	2	18	-1	1	-1	4	2
 EE		0	0	0	0	15	-3	22	11	3	0	15	-15
 IE		0	0	0	0	2	0	5	1	1	0	0	-2
 EL		0	0	0	0	2	-1	1	-2	0	0	0	0
 ES		0	0	0	0	10	5	16	-2	2	-1	1	-1
 FR		0	-1	0	0	16	3	21	-8	1	-3	1	-6
 IT		0	0	0	0	2	-1	4	1	1	0	1	-2
 CY		0	0	0	0	0	-1	0	-1	1	-1	0	0
 LV		0	0	0	0	3	-1	21	-4	0	0	7	0
 LT		0	0	0	0	2	1	6	-2	1	-1	1	-2
 LU		1	1	0	0	6	1	14	-1	1	-3	1	-2
 HU		0	0	0	0	1	0	21	2	2	2	5	-10
 MT		0	0	0	0	1	1	2	1	0	-1	0	0
 NL		1	0	0	0	8	-7	41	13	4	-3	1	0
 AT		0	0	0	0	1	0	10	4	1	-1	0	-2
 PL		0	0	0	0	2	0	3	-1	2	2	1	-1
 PT		0	0	0	0	2	0	5	-5	0	0	0	-2
 RO		0	0	0	0	0	-1	0	0	1	-1	1	1
 SI		0	0	0	0	16	3	9	-2	3	0	1	-2
 SK		0	0	0	0	7	-2	12	4	1	0	2	0
 FI		1	1	0	0	4	1	12	4	1	-1	0	-5
 SE		1	0	0	0	13	0	30	1	3	-2	1	0
 UK		1	0	1	0	5	-1	27	3	2	0	2	-3

SD4 Souffrez-vous d'un problème de santé chronique physique ou mental qui vous gêne dans vos activités quotidiennes ?

SD4 Do you suffer from a chronic physical or mental health problem which affects you in your daily activities?





























SD4 Leiden Sie an einer chronischen physischen oder psychischen Krankheit, die Sie in Ihrem Alltag beeinträchtigt?

	%	Oui		Non		Refus (SPONTANE)	
		Yes		No		Refusal (SPONTANEOUS)	
		Ja		Nein		Verweigert (SPONTAN)	
		EB 77.4	Diff. EB 71.2	EB 77.4	Diff. EB 71.2	EB 77.4	Diff. EB 71.2
 EU 27		<b>14</b>	<i>0</i>	<b>85</b>	<i>0</i>	<b>1</b>	<i>0</i>
 BE		<b>18</b>	<i>1</i>	<b>81</b>	<i>-1</i>	<b>1</b>	<i>0</i>
 BG		<b>10</b>	<i>-2</i>	<b>89</b>	<i>2</i>	<b>1</b>	<i>0</i>
 CZ		<b>10</b>	<i>-2</i>	<b>90</b>	<i>3</i>	<b>0</b>	<i>-1</i>
 DK		<b>24</b>	<i>0</i>	<b>76</b>	<i>0</i>	<b>0</b>	<i>0</i>
 DE		<b>12</b>	<i>-1</i>	<b>86</b>	<i>0</i>	<b>2</b>	<i>1</i>
 EE		<b>27</b>	<i>5</i>	<b>72</b>	<i>-6</i>	<b>1</b>	<i>1</i>
 IE		<b>11</b>	<i>5</i>	<b>88</b>	<i>-6</i>	<b>1</b>	<i>1</i>
 EL		<b>8</b>	<i>-1</i>	<b>91</b>	<i>0</i>	<b>1</b>	<i>1</i>
 ES		<b>10</b>	<i>2</i>	<b>90</b>	<i>-2</i>	<b>0</b>	<i>0</i>
 FR		<b>20</b>	<i>1</i>	<b>80</b>	<i>-1</i>	<b>0</b>	<i>0</i>
 IT		<b>4</b>	<i>1</i>	<b>95</b>	<i>-1</i>	<b>1</b>	<i>0</i>
 CY		<b>15</b>	<i>-3</i>	<b>85</b>	<i>3</i>	<b>0</b>	<i>0</i>
 LV		<b>20</b>	<i>2</i>	<b>80</b>	<i>-2</i>	<b>0</b>	<i>0</i>
 LT		<b>14</b>	<i>1</i>	<b>85</b>	<i>-1</i>	<b>1</b>	<i>0</i>
 LU		<b>21</b>	<i>7</i>	<b>79</b>	<i>-5</i>	<b>0</b>	<i>-2</i>
 HU		<b>17</b>	<i>-2</i>	<b>82</b>	<i>2</i>	<b>1</b>	<i>0</i>
 MT		<b>10</b>	<i>-1</i>	<b>89</b>	<i>0</i>	<b>1</b>	<i>1</i>
 NL		<b>22</b>	<i>1</i>	<b>78</b>	<i>-1</i>	<b>0</b>	<i>0</i>
 AT		<b>14</b>	<i>-4</i>	<b>83</b>	<i>4</i>	<b>3</b>	<i>0</i>
 PL		<b>18</b>	<i>-2</i>	<b>82</b>	<i>3</i>	<b>0</b>	<i>-1</i>
 PT		<b>21</b>	<i>8</i>	<b>79</b>	<i>-6</i>	<b>0</b>	<i>-2</i>
 RO		<b>19</b>	<i>3</i>	<b>80</b>	<i>-3</i>	<b>1</b>	<i>0</i>
 SI		<b>12</b>	<i>-6</i>	<b>87</b>	<i>7</i>	<b>1</b>	<i>-1</i>
 SK		<b>12</b>	<i>-2</i>	<b>88</b>	<i>4</i>	<b>0</b>	<i>-2</i>
 FI		<b>17</b>	<i>1</i>	<b>83</b>	<i>-1</i>	<b>0</b>	<i>0</i>
 SE		<b>24</b>	<i>-3</i>	<b>76</b>	<i>3</i>	<b>0</b>	<i>0</i>
 UK		<b>19</b>	<i>-2</i>	<b>81</b>	<i>2</i>	<b>0</b>	<i>0</i>

SD5 Vous-même, êtes-vous né(e) ?

SD5 You personally, were you born...?





























SD5 Wo wurden Sie geboren?

		En (NOTRE PAYS)		Dans un autre Etat membre de l'UE		En Europe, mais pas dans un Etat membre de l'UE		En Asie, en Afrique ou en Amérique latine		En Amérique du Nord, au Japon ou en Océanie		NSP/ Refus (SPONTANE)	
		In (OUR COUNTRY)		In another Member State of the EU		In Europe, but not in a Member State of the EU		In Asia, in Africa or in Latin America		In Northern America, in Japan or in Oceania		DK/ Refusal (SPONTANEOUS)	
		In (UNSEREM LAND)		In einem anderen Mitgliedsstaat der EU		In Europa, aber nicht in einem Mitgliedsstaat der EU		In Asien, Afrika oder in Lateinamerika		In Nordamerika, in Japan oder in Australien / Ozeanien		Weiß nicht / Keine Angabe (SPONTAN)	
%		EB 77.4	Diff. EB 73.4	EB 77.4	Diff. EB 73.4	EB 77.4	Diff. EB 73.4	EB 77.4	Diff. EB 73.4	EB 77.4	Diff. EB 73.4	EB 77.4	Diff. EB 73.4
	EU 27	<b>93</b>	-1	<b>4</b>	<b>1</b>	<b>1</b>	<b>0</b>	<b>2</b>	<b>0</b>	<b>0</b>	<b>0</b>	<b>0</b>	<b>0</b>
	BE	<b>89</b>	-1	<b>6</b>	<b>1</b>	<b>1</b>	<b>0</b>	<b>4</b>	<b>0</b>	<b>0</b>	<b>0</b>	<b>0</b>	<b>0</b>
	BG	<b>98</b>	-2	<b>0</b>	<b>0</b>	<b>0</b>	<b>0</b>	<b>0</b>	<b>0</b>	<b>0</b>	<b>0</b>	<b>2</b>	<b>2</b>
	CZ	<b>98</b>	-1	<b>2</b>	<b>1</b>	<b>0</b>	<b>0</b>	<b>0</b>	<b>0</b>	<b>0</b>	<b>0</b>	<b>0</b>	<b>0</b>
	DK	<b>96</b>	<b>0</b>	<b>2</b>	<b>0</b>	<b>0</b>	<b>-1</b>	<b>2</b>	<b>1</b>	<b>0</b>	<b>0</b>	<b>0</b>	<b>0</b>
	DE	<b>89</b>	<b>0</b>	<b>6</b>	<b>0</b>	<b>3</b>	<b>0</b>	<b>2</b>	<b>0</b>	<b>0</b>	<b>0</b>	<b>0</b>	<b>0</b>
	EE	<b>93</b>	<b>1</b>	<b>2</b>	<b>1</b>	<b>5</b>	<b>-1</b>	<b>0</b>	<b>-1</b>	<b>0</b>	<b>0</b>	<b>0</b>	<b>0</b>
	IE	<b>90</b>	<b>0</b>	<b>9</b>	<b>0</b>	<b>1</b>	<b>1</b>	<b>0</b>	<b>0</b>	<b>0</b>	<b>-1</b>	<b>0</b>	<b>0</b>
	EL	<b>95</b>	<b>0</b>	<b>3</b>	<b>0</b>	<b>2</b>	<b>0</b>	<b>0</b>	<b>0</b>	<b>0</b>	<b>0</b>	<b>0</b>	<b>0</b>
	ES	<b>90</b>	-2	<b>4</b>	<b>0</b>	<b>1</b>	<b>1</b>	<b>5</b>	<b>1</b>	<b>0</b>	<b>0</b>	<b>0</b>	<b>0</b>
	FR	<b>92</b>	-2	<b>4</b>	<b>1</b>	<b>0</b>	<b>-1</b>	<b>3</b>	<b>1</b>	<b>1</b>	<b>1</b>	<b>0</b>	<b>0</b>
	IT	<b>98</b>	<b>0</b>	<b>1</b>	<b>0</b>	<b>1</b>	<b>1</b>	<b>0</b>	<b>-1</b>	<b>0</b>	<b>0</b>	<b>0</b>	<b>0</b>
	CY	<b>93</b>	-1	<b>5</b>	<b>1</b>	<b>1</b>	<b>0</b>	<b>1</b>	<b>0</b>	<b>0</b>	<b>0</b>	<b>0</b>	<b>0</b>
	LV	<b>94</b>	-1	<b>1</b>	<b>0</b>	<b>4</b>	<b>1</b>	<b>1</b>	<b>0</b>	<b>0</b>	<b>0</b>	<b>0</b>	<b>0</b>
	LT	<b>96</b>	<b>1</b>	<b>1</b>	<b>0</b>	<b>3</b>	<b>0</b>	<b>0</b>	<b>-1</b>	<b>0</b>	<b>0</b>	<b>0</b>	<b>0</b>
	LU	<b>59</b>	-5	<b>38</b>	<b>5</b>	<b>1</b>	<b>0</b>	<b>1</b>	<b>-1</b>	<b>1</b>	<b>1</b>	<b>0</b>	<b>0</b>
	HU	<b>98</b>	<b>0</b>	<b>1</b>	<b>-1</b>	<b>0</b>	<b>0</b>	<b>0</b>	<b>0</b>	<b>0</b>	<b>0</b>	<b>1</b>	<b>1</b>
	MT	<b>95</b>	<b>1</b>	<b>3</b>	<b>0</b>	<b>0</b>	<b>0</b>	<b>1</b>	<b>0</b>	<b>1</b>	<b>-1</b>	<b>0</b>	<b>0</b>
	NL	<b>95</b>	<b>1</b>	<b>2</b>	<b>0</b>	<b>0</b>	<b>0</b>	<b>3</b>	<b>-1</b>	<b>0</b>	<b>0</b>	<b>0</b>	<b>0</b>
	AT	<b>93</b>	<b>0</b>	<b>4</b>	<b>0</b>	<b>3</b>	<b>1</b>	<b>0</b>	<b>-1</b>	<b>0</b>	<b>0</b>	<b>0</b>	<b>0</b>
	PL	<b>98</b>	-1	<b>1</b>	<b>1</b>	<b>1</b>	<b>0</b>	<b>0</b>	<b>0</b>	<b>0</b>	<b>0</b>	<b>0</b>	<b>0</b>
	PT	<b>95</b>	-2	<b>1</b>	<b>1</b>	<b>0</b>	<b>0</b>	<b>4</b>	<b>1</b>	<b>0</b>	<b>0</b>	<b>0</b>	<b>0</b>
	RO	<b>99</b>	-1	<b>1</b>	<b>1</b>	<b>0</b>	<b>0</b>	<b>0</b>	<b>0</b>	<b>0</b>	<b>0</b>	<b>0</b>	<b>0</b>
	SI	<b>93</b>	-1	<b>1</b>	<b>0</b>	<b>6</b>	<b>1</b>	<b>0</b>	<b>0</b>	<b>0</b>	<b>0</b>	<b>0</b>	<b>0</b>
	SK	<b>99</b>	<b>1</b>	<b>1</b>	<b>-1</b>	<b>0</b>	<b>0</b>	<b>0</b>	<b>0</b>	<b>0</b>	<b>0</b>	<b>0</b>	<b>0</b>
	FI	<b>97</b>	<b>0</b>	<b>2</b>	<b>0</b>	<b>1</b>	<b>0</b>	<b>0</b>	<b>0</b>	<b>0</b>	<b>0</b>	<b>0</b>	<b>0</b>
	SE	<b>92</b>	<b>0</b>	<b>4</b>	<b>0</b>	<b>1</b>	<b>0</b>	<b>3</b>	<b>0</b>	<b>0</b>	<b>0</b>	<b>0</b>	<b>0</b>
	UK	<b>87</b>	-1	<b>7</b>	<b>3</b>	<b>0</b>	<b>0</b>	<b>6</b>	<b>-1</b>	<b>0</b>	<b>-1</b>	<b>0</b>	<b>0</b>

SD6 Laquelle de ces propositions correspond à votre situation ?

SD6 Which of these proposals corresponds to your situation?





























SD6 Was auf dieser Liste trifft auf Ihre persönliche Situation zu?

		Votre mère et votre père sont nés en (NOTRE PAYS)		L'un de vos parents est né en (NOTRE PAYS) et l'autre est né dans un autre Etat membre de l'UE		Votre mère et votre père sont nés dans un autre Etat membre de l'UE		Un de vos parents est né en (NOTRE PAYS) et l'autre est né en dehors de l'UE	
		Your mother and your father were born in (OUR COUNTRY)		One of your parents was born in (OUR COUNTRY) and the other was born in another Member State of the EU		Your mother and your father were born in another Member State of the EU		One of your parents was born in (OUR COUNTRY) and the other was born outside the EU	
		Ihr Vater und Ihre Mutter wurden in (UNSEREM LAND) geboren		Ein Elternteil wurde in (UNSEREM LAND) geboren, der andere Elternteil wurde in einem anderen Mitgliedstaat der EU geboren		Ihr Vater und Ihre Mutter wurden in einem anderen Mitgliedstaat der EU geboren		Ein Elternteil wurde in (UNSEREM LAND) geboren, der andere Elternteil wurde in einem Land geboren, das nicht der EU angehört	
%		EB 77.4	Diff. EB 73.4	EB 77.4	Diff. EB 73.4	EB 77.4	Diff. EB 73.4	EB 77.4	Diff. EB 73.4
	EU 27	<b>88</b>	-1	<b>3</b>	0	<b>4</b>	1	<b>1</b>	-1
	BE	<b>75</b>	-6	<b>6</b>	2	<b>10</b>	5	<b>3</b>	1
	BG	<b>99</b>	0	<b>1</b>	1	<b>0</b>	-1	<b>0</b>	0
	CZ	<b>92</b>	1	<b>5</b>	-1	<b>2</b>	0	<b>1</b>	0
	DK	<b>92</b>	1	<b>3</b>	0	<b>1</b>	-1	<b>1</b>	-1
	DE	<b>82</b>	0	<b>4</b>	-1	<b>6</b>	0	<b>2</b>	1
	EE	<b>78</b>	3	<b>3</b>	-2	<b>2</b>	0	<b>9</b>	0
	IE	<b>89</b>	-1	<b>4</b>	-1	<b>5</b>	2	<b>1</b>	0
	EL	<b>93</b>	2	<b>2</b>	1	<b>2</b>	0	<b>1</b>	-1
	ES	<b>89</b>	-3	<b>1</b>	0	<b>3</b>	0	<b>1</b>	0
	FR	<b>80</b>	-4	<b>5</b>	0	<b>6</b>	1	<b>3</b>	1
	IT	<b>97</b>	-1	<b>1</b>	0	<b>1</b>	1	<b>0</b>	0
	CY	<b>92</b>	-1	<b>3</b>	0	<b>3</b>	0	<b>1</b>	1
	LV	<b>77</b>	-2	<b>4</b>	1	<b>1</b>	-1	<b>11</b>	1
	LT	<b>91</b>	2	<b>2</b>	0	<b>1</b>	0	<b>4</b>	-1
	LU	<b>38</b>	-7	<b>9</b>	-2	<b>46</b>	9	<b>1</b>	-1
	HU	<b>95</b>	-1	<b>2</b>	0	<b>1</b>	-1	<b>1</b>	1
	MT	<b>92</b>	-4	<b>3</b>	1	<b>2</b>	0	<b>3</b>	3
	NL	<b>88</b>	0	<b>4</b>	0	<b>2</b>	1	<b>3</b>	0
	AT	<b>84</b>	-1	<b>7</b>	-1	<b>4</b>	1	<b>2</b>	1
	PL	<b>95</b>	-1	<b>2</b>	1	<b>1</b>	0	<b>1</b>	0
	PT	<b>93</b>	-4	<b>0</b>	0	<b>1</b>	1	<b>2</b>	1
	RO	<b>100</b>	1	<b>0</b>	-1	<b>0</b>	0	<b>0</b>	0
	SI	<b>82</b>	-6	<b>2</b>	1	<b>1</b>	0	<b>6</b>	2
	SK	<b>95</b>	2	<b>5</b>	0	<b>0</b>	-1	<b>0</b>	-1
	FI	<b>95</b>	1	<b>1</b>	-1	<b>1</b>	0	<b>2</b>	0
	SE	<b>83</b>	-2	<b>7</b>	1	<b>5</b>	1	<b>2</b>	0
	UK	<b>79</b>	-3	<b>4</b>	1	<b>6</b>	2	<b>1</b>	-1

SD6 Laquelle de ces propositions correspond à votre situation ?

SD6 Which of these proposals corresponds to your situation?

SD6 Was auf dieser Liste trifft auf Ihre persönliche Situation zu?

		Votre père et votre mère sont nés en dehors de l'UE Your mother and your father were born outside the EU Ihr Vater und Ihre Mutter wurden außerhalb der EU geboren		L'un de vos parents est né dans un autre pays de l'UE et l'autre est né en dehors de l'UE One of your parents was born in another Member State of the EU and the other was born outside the EU Ein Elternteil wurde in einem anderen Mitgliedstaat der EU geboren, der andere Elternteil wurde in einem Land geboren, das nicht der EU angehört		NSP/ Refus (SPONTANE) DK/ Refusal (SPONTANEOUS) Weiß nicht / Keine Angabe (SPONTAN)	
%		EB 77.4	Diff. EB 73.4	EB 77.4	Diff. EB 73.4	EB 77.4	Diff. EB 73.4
 EU 27		<b>4</b>	<b>1</b>	<b>0</b>	<b>0</b>	<b>0</b>	<b>0</b>
 BE		<b>5</b>	<b>-2</b>	<b>0</b>	<b>-1</b>	<b>1</b>	<b>1</b>
 BG		<b>0</b>	<b>0</b>	<b>0</b>	<b>0</b>	<b>0</b>	<b>0</b>
 CZ		<b>0</b>	<b>0</b>	<b>0</b>	<b>0</b>	<b>0</b>	<b>0</b>
 DK		<b>3</b>	<b>1</b>	<b>0</b>	<b>0</b>	<b>0</b>	<b>0</b>
 DE		<b>5</b>	<b>0</b>	<b>0</b>	<b>-1</b>	<b>1</b>	<b>1</b>
 EE		<b>6</b>	<b>-1</b>	<b>1</b>	<b>0</b>	<b>1</b>	<b>0</b>
 IE		<b>1</b>	<b>0</b>	<b>0</b>	<b>0</b>	<b>0</b>	<b>0</b>
 EL		<b>2</b>	<b>-2</b>	<b>0</b>	<b>0</b>	<b>0</b>	<b>0</b>
 ES		<b>5</b>	<b>2</b>	<b>1</b>	<b>1</b>	<b>0</b>	<b>0</b>
 FR		<b>5</b>	<b>2</b>	<b>0</b>	<b>-1</b>	<b>1</b>	<b>1</b>
 IT		<b>1</b>	<b>0</b>	<b>0</b>	<b>0</b>	<b>0</b>	<b>0</b>
 CY		<b>1</b>	<b>0</b>	<b>0</b>	<b>0</b>	<b>0</b>	<b>0</b>
 LV		<b>6</b>	<b>1</b>	<b>1</b>	<b>0</b>	<b>0</b>	<b>0</b>
 LT		<b>2</b>	<b>-1</b>	<b>0</b>	<b>0</b>	<b>0</b>	<b>0</b>
 LU		<b>5</b>	<b>1</b>	<b>1</b>	<b>0</b>	<b>0</b>	<b>0</b>
 HU		<b>0</b>	<b>0</b>	<b>0</b>	<b>0</b>	<b>1</b>	<b>1</b>
 MT		<b>0</b>	<b>0</b>	<b>0</b>	<b>0</b>	<b>0</b>	<b>0</b>
 NL		<b>3</b>	<b>-1</b>	<b>0</b>	<b>0</b>	<b>0</b>	<b>0</b>
 AT		<b>3</b>	<b>0</b>	<b>0</b>	<b>0</b>	<b>0</b>	<b>0</b>
 PL		<b>1</b>	<b>0</b>	<b>0</b>	<b>0</b>	<b>0</b>	<b>0</b>
 PT		<b>4</b>	<b>2</b>	<b>0</b>	<b>0</b>	<b>0</b>	<b>0</b>
 RO		<b>0</b>	<b>0</b>	<b>0</b>	<b>0</b>	<b>0</b>	<b>0</b>
 SI		<b>7</b>	<b>1</b>	<b>1</b>	<b>1</b>	<b>1</b>	<b>1</b>
 SK		<b>0</b>	<b>0</b>	<b>0</b>	<b>0</b>	<b>0</b>	<b>0</b>
 FI		<b>1</b>	<b>0</b>	<b>0</b>	<b>0</b>	<b>0</b>	<b>0</b>
 SE		<b>3</b>	<b>0</b>	<b>0</b>	<b>0</b>	<b>0</b>	<b>0</b>
 UK		<b>8</b>	<b>0</b>	<b>1</b>	<b>1</b>	<b>1</b>	<b>0</b>