

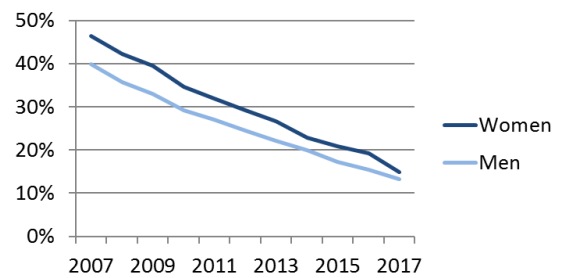
	Spain		EU	
	Women value	Men rank	Women value	Men value
1 Use of internet				
1.1 Regular internet use	79%	13	81%	79%
% individuals, 2017				
1.2 People who never used the internet	15%	14	13%	14%
% individuals, 2017				
1.3 Online banking	52%	19	57%	60%
% internet users, 2017				
1.4 Using professional social networks	15%	10	18%	13%
% internet users, 2017				
1.5 Doing an online course	14.6%	3	14.9%	8.1%
% internet users, 2017				
1.6 Online consultations or voting	13.5%	6	13.1%	9.9%
% internet users, 2017				
1.7 eGovernment users	66%	12	68%	57%
% internet users submitting forms, 2017				
1 Use of internet	56.2	8	50.2	
Score (0-100)				
2 Internet user skills				
2.1 At least basic digital skills	52%	17	57%	55%
% individuals, 2017				
2.2 Above basic digital skills	30%	15	33%	28%
% individuals, 2017				
2.3 At least basic software skills	55%	17	60%	58%
% individuals, 2017				
2 Internet user skills	52.5	16	53.1	
Score (0-100)				
3 Specialist skills and employment				
3.1 STEM graduates*	13.0	12	30.1	13.1
Per 1000 individuals aged 20-29, 2016				
3.2 ICT specialists	1.0%	18	4.5%	1.4%
% total employment, 2017				
3.3 Unadjusted gender pay gap	13%	7	19%	
% difference in pay, 2016				
3 Specialist skills and employment	46.6	10	43.9	
Score (0-100)				

Notes:
* EU average refers to 2015.

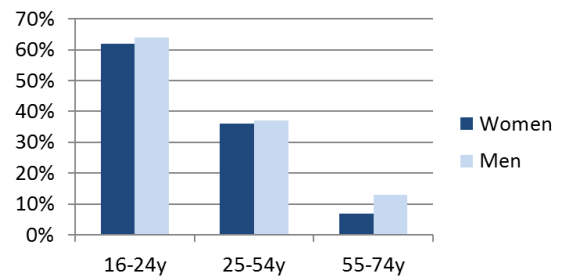
Source: All indicators come from Eurostat.

For the definitions and the methodology please consult the Methodological note.

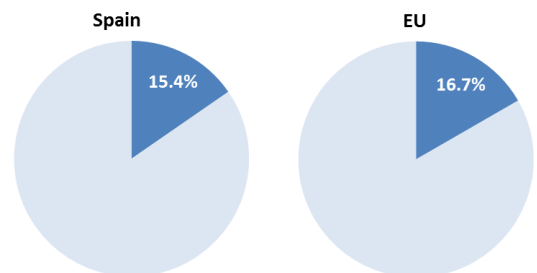
People who never used the internet (% of individuals)



Above basic digital skills by age and gender (% of individuals)



Female ICT specialists (% of total)



Unadjusted gender pay gap (% difference in pay)

